

From: PerformanceReporting@ambulance.tas.gov.au
 Sent: Sunday, 16 June 2024 6:00 AM
 Subject: Ambulance Tasmania Daily Activity Report

Ambulance Tasmania Daily Report: Sat 15 Jun



Current June MERT: 15.5

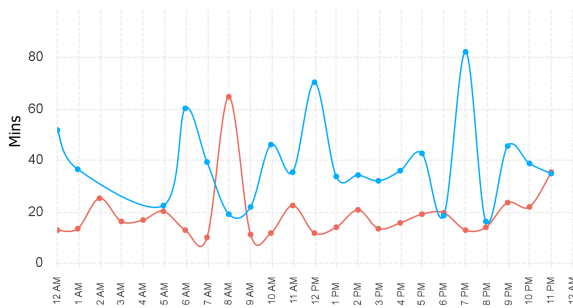
| | Incidents | | | Total |
|---------------|------------|-----------|------------|------------|
| | South | North | North West | |
| EMS Emergency | 54 | 37 | 23 | 114 |
| EMS Urgent | 57 | 37 | 26 | 120 |
| Other | 10 | 20 | 10 | 40 |
| Total | 121 | 94 | 59 | 274 |

| | Median Emergency Performance | | | |
|-----------------|------------------------------|-------------|-------------|-------------|
| | South | North | North West | Total |
| Activation | 2.5 | 2.3 | 2.3 | 2.3 |
| Turnout | 1.4 | 2.2 | 0.9 | 1.7 |
| Travel | 11.4 | 7.2 | 7.0 | 9.4 |
| Response | 17.8 | 13.4 | 11.9 | 15.1 |

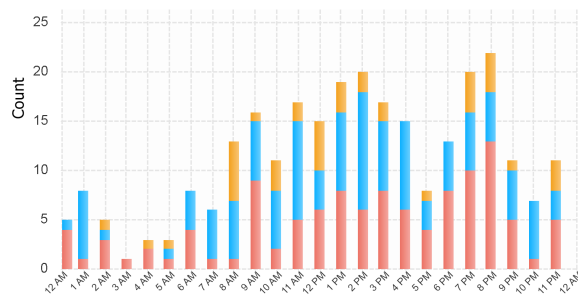
Legend

Emergency Urgent Other

Median Response Time By Hour

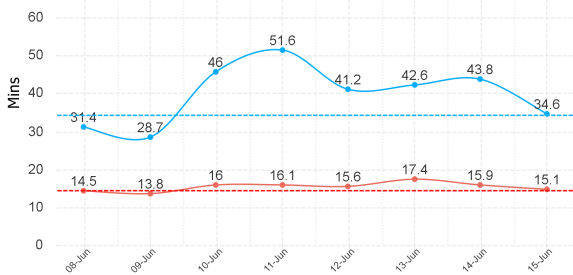


Incident Count by Hour

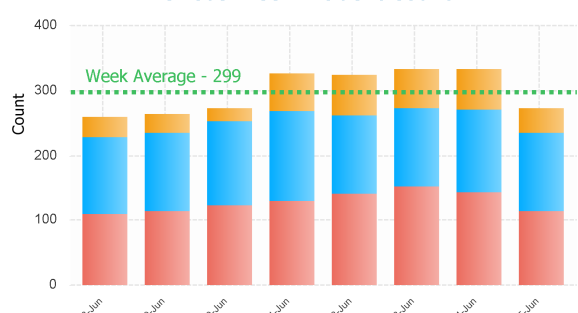


Previous Week Response Time

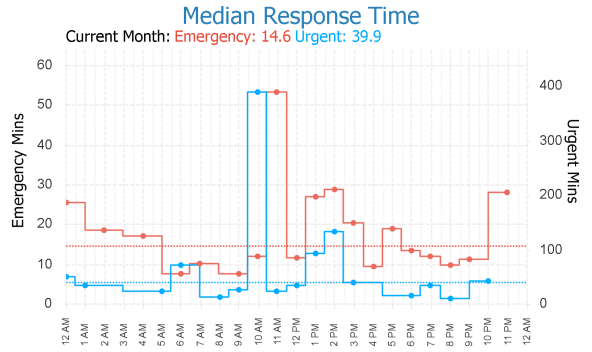
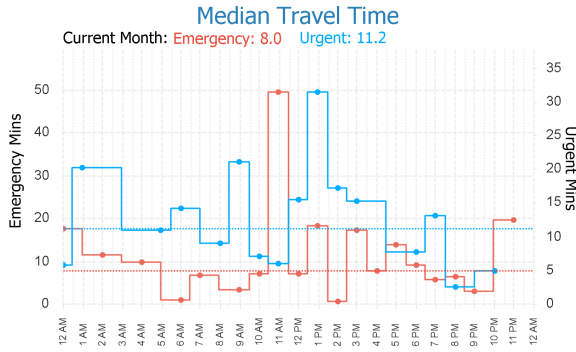
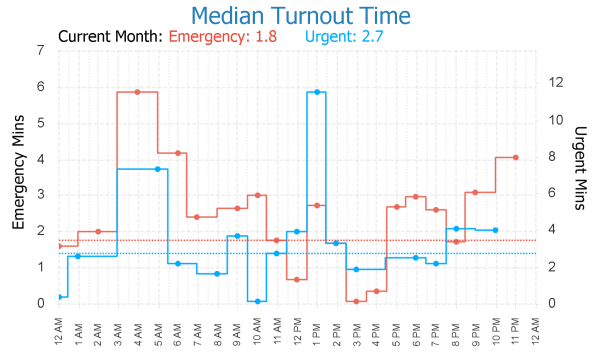
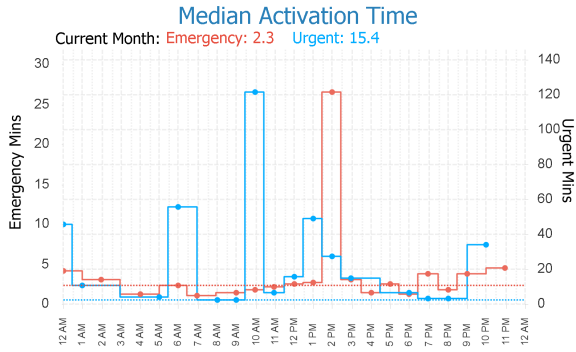
Weekly Median: Emergency: 14.3 Urgent: 34.5



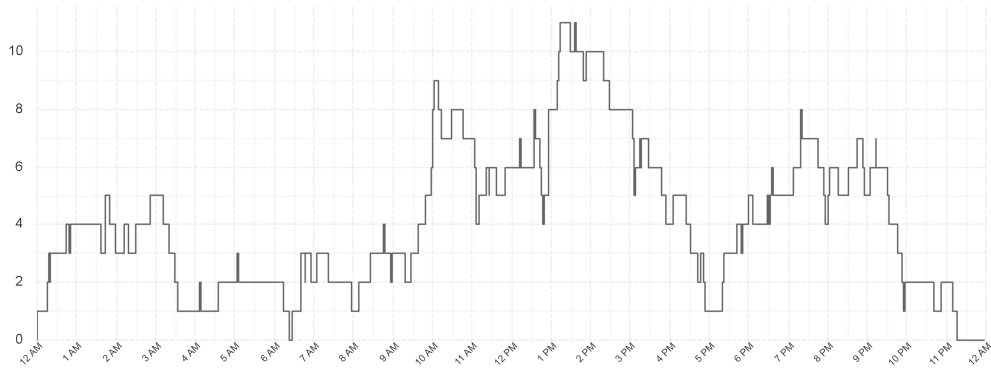
Previous Week Incident Count



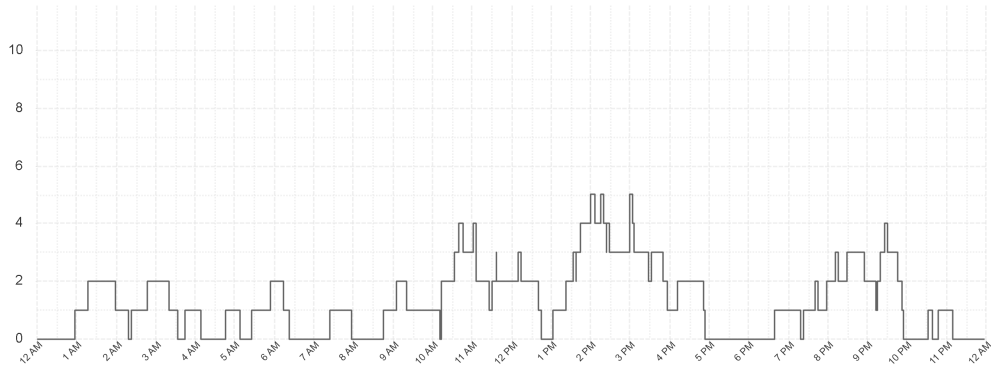
Northern Region



EMS Utilisation By Hour



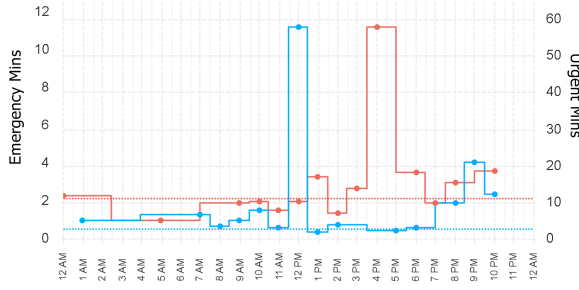
Ambulances at Hospital By Hour



North Western Region

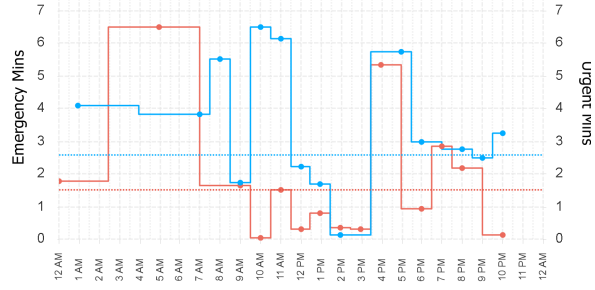
Median Activation Time

Current Month: **Emergency: 2.2** **Urgent: 10.1**



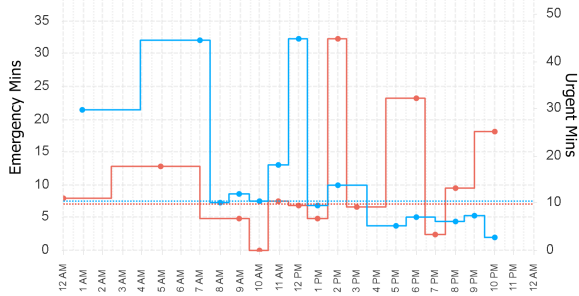
Median Turnout Time

Current Month: **Emergency: 1.5** **Urgent: 2.6**



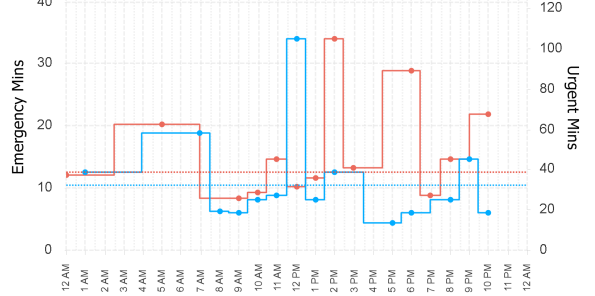
Median Travel Time

Current Month: **Emergency: 7.1** **Urgent: 10.5**

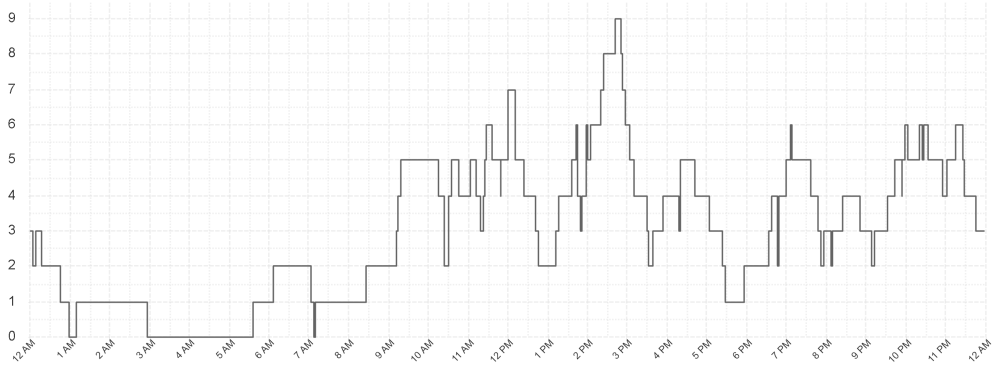


Median Response Time

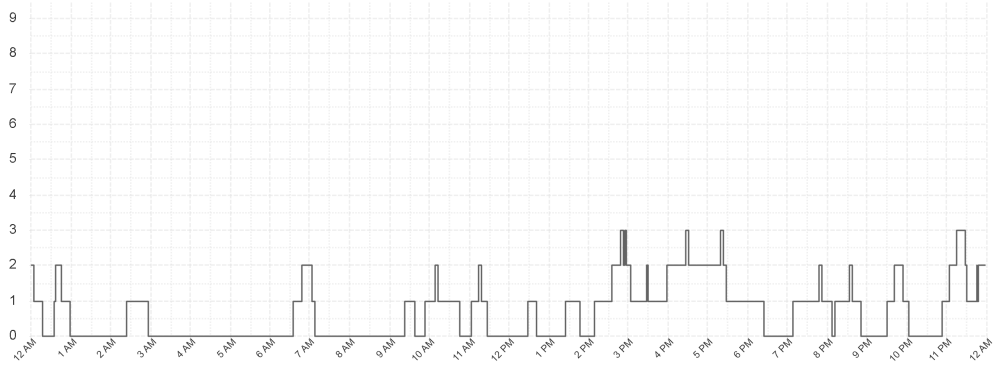
Current Month: **Emergency: 12.7** **Urgent: 32.4**



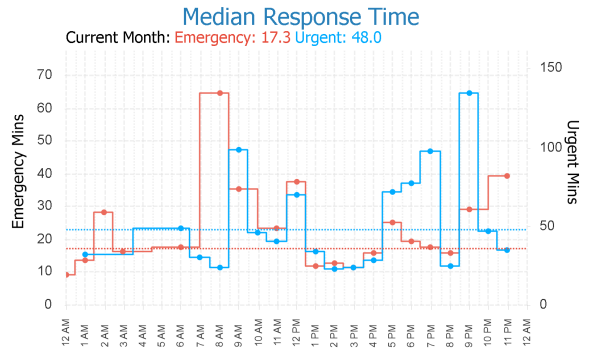
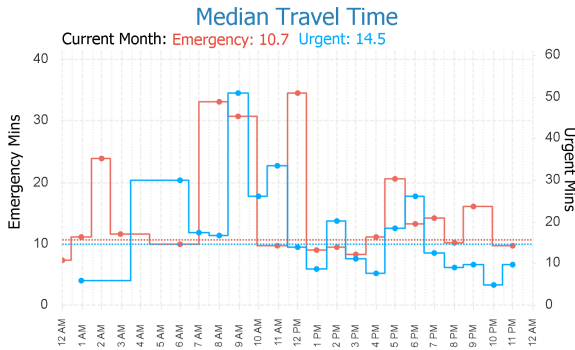
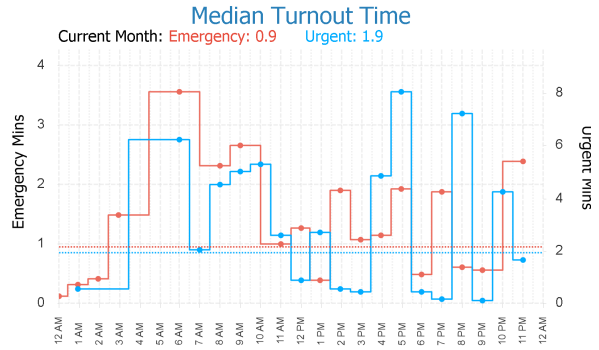
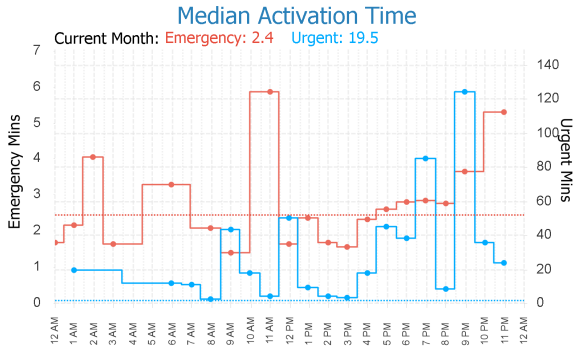
EMS Utilisation By Hour



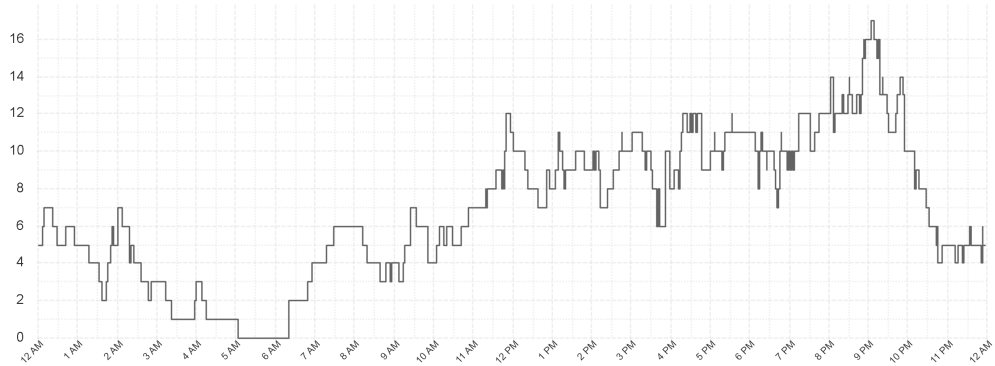
Ambulances at Hospital By Hour



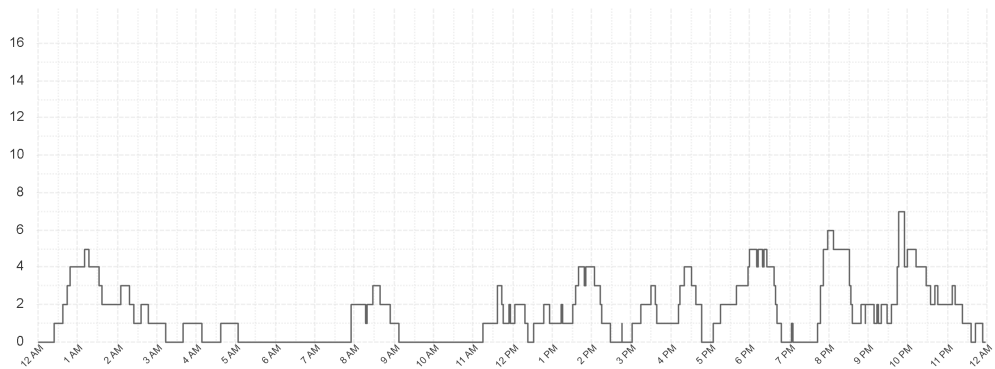
Southern Region



EMS Utilisation By Hour



Ambulances at Hospital By Hour



Outlier Activity

Activation Time Outliers

| Incident Number | Call Time | Region | Initial Priority | Activation Time (mins) |
|-----------------|-----------|--------|------------------|------------------------|
| 000009-15062024 | 12:42 AM | North | I | 6 |
| 000021-15062024 | 2:17 AM | South | I | 6 |
| 000046-15062024 | 6:45 AM | South | I | 5 |
| 000276-15062024 | 6:58 PM | South | I | 8 |
| 000290-15062024 | 7:35 PM | South | I | 6 |
| 000320-15062024 | 8:59 PM | North | I | 6 |
| 000323-15062024 | 9:03 PM | South | I | 8 |
| 000348-15062024 | 11:05 PM | South | I | 6 |

Turnout Time Outliers

| Incident Number | Call Time | Region | Initial Priority | Fleet Number | Turnout Time (mins) |
|-----------------|-----------|--------|------------------|--------------|---------------------|
| 000028-15062024 | 04:07 AM | North | I | 705 | 7 |
| 000031-15062024 | 04:36 AM | North | I | 743 | 5 |
| 000034-15062024 | 05:37 AM | N West | I | 716 | 6 |
| 000042-15062024 | 06:25 AM | North | I | 705 | 5 |
| 000144-15062024 | 01:07 PM | North | I | 729 | 6 |
| 000156-15062024 | 01:35 PM | North | I | 701 | 5 |
| 000297-15062024 | 07:55 PM | N West | I | 721 | 7 |
| 000349-15062024 | 11:13 PM | South | I | 792 | 26 |

Glossary

EMS Emergency

An immediately life threatening incident. On-road resources must mobilise as soon as possible and respond using emergency warning devices.
Includes: EMS Incident Type. Priority 0 & 1.

EMS Urgent

An incident which should have a clinician on scene within 60 minutes. On-road resources must mobilise as soon as possible but respond without using emergency warning devices.
Includes: EMS Incident Type. Priority 2,3,4.

Other

Non Urgent EMS incidents. Patient Travel and Interfacility Coordination jobs. Search and Rescue jobs

Outliers

Emergency Incidents with Activation and Turnout times greater than 5 minutes.

From: PerformanceReporting@ambulance.tas.gov.au
Sent: Monday, 17 June 2024 12:57 PM
Subject: Ambulance Tasmania Daily Activity Report

Ambulance Tasmania Daily Report: Sun 16 Jun



Current June MERT: 15.6

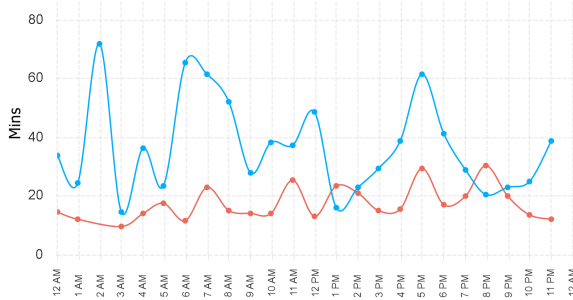
| | Incidents | | | Total |
|---------------|------------|-----------|------------|------------|
| | South | North | North West | |
| EMS Emergency | 42 | 33 | 14 | 89 |
| EMS Urgent | 81 | 37 | 33 | 151 |
| Other | 8 | 7 | 10 | 25 |
| Total | 131 | 77 | 57 | 265 |

| | Median Emergency Performance | | | |
|-----------------|------------------------------|-------------|-------------|-------------|
| | South | North | North West | Total |
| Activation | 2.4 | 2.5 | 2.1 | 2.4 |
| Turnout | 0.5 | 2.7 | 2.4 | 1.3 |
| Travel | 11.9 | 7.6 | 6.4 | 9.4 |
| Response | 15.8 | 18.5 | 12.4 | 16.6 |

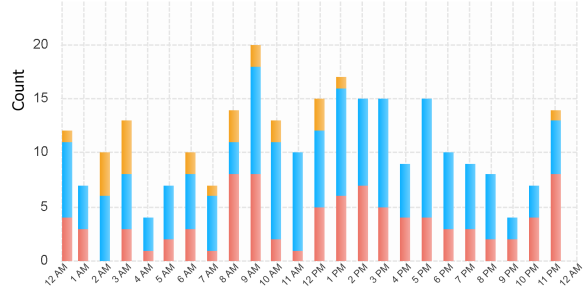
Legend

■ Emergency
 ■ Urgent
 ■ Other

Median Response Time By Hour

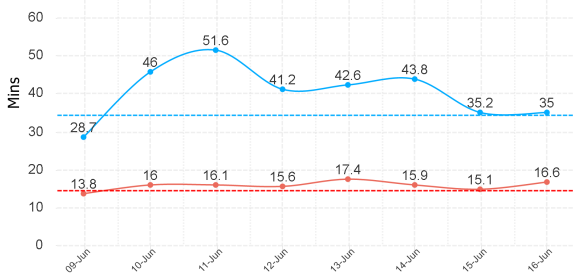


Incident Count by Hour

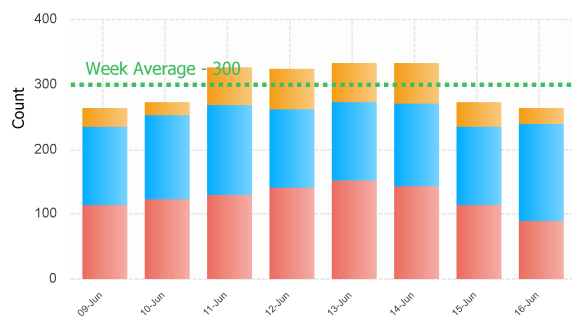


Previous Week Response Time

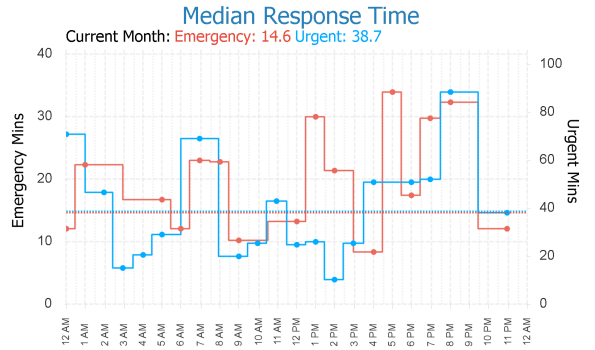
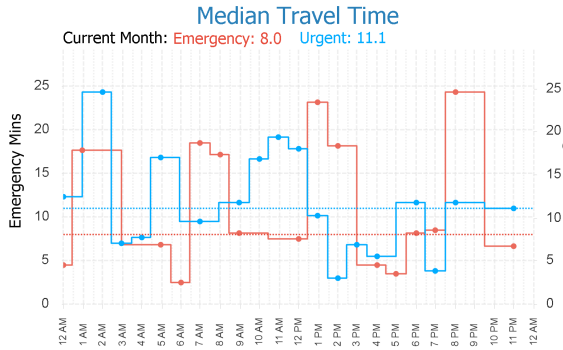
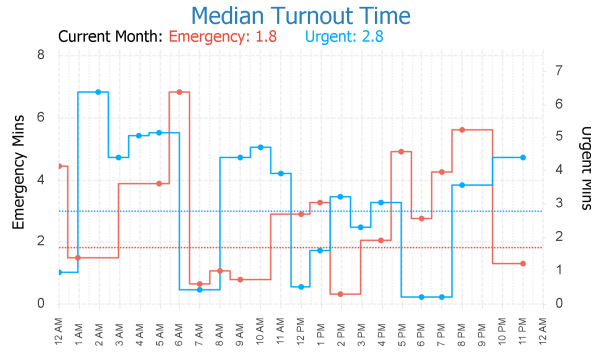
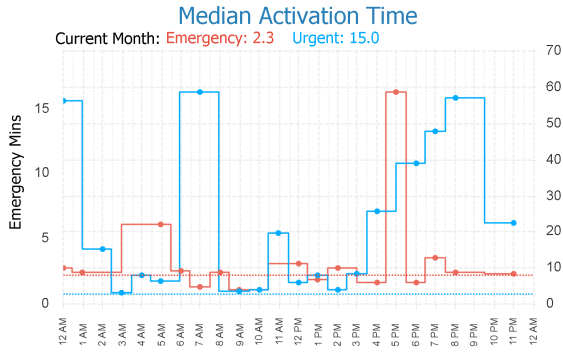
Weekly Median: **Emergency: 14.3** **Urgent: 34.5**



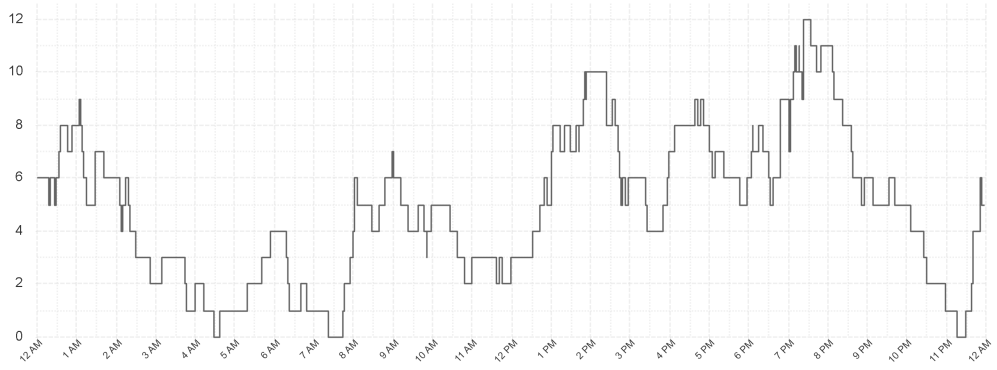
Previous Week Incident Count



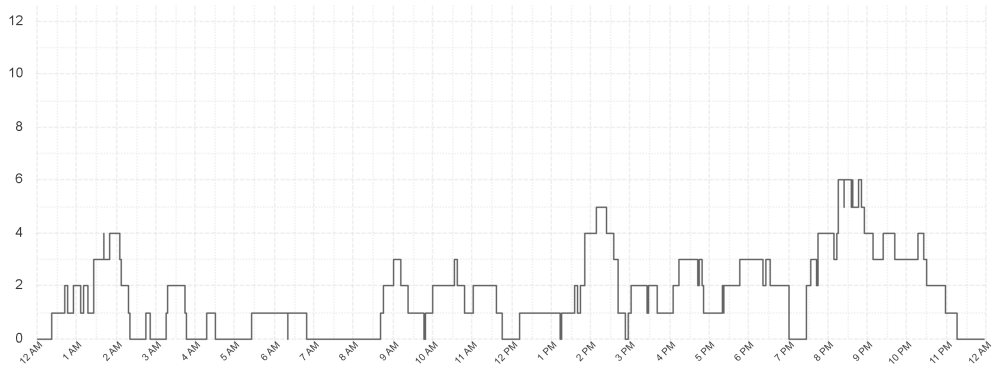
Northern Region



EMS Utilisation By Hour

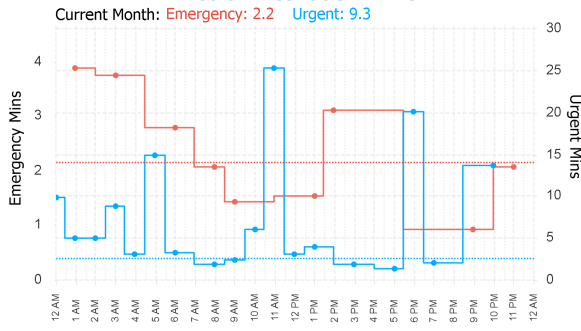


Ambulances at Hospital By Hour

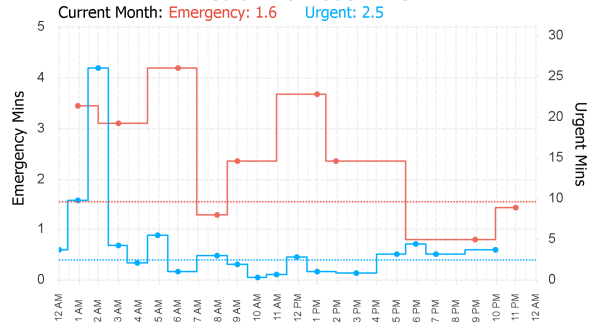


North Western Region

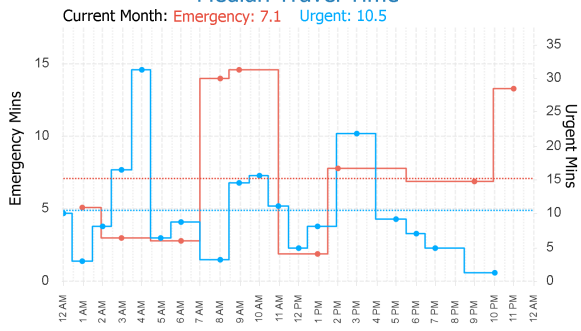
Median Activation Time



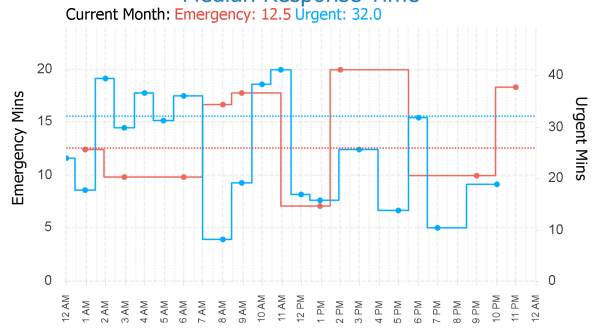
Median Turnout Time



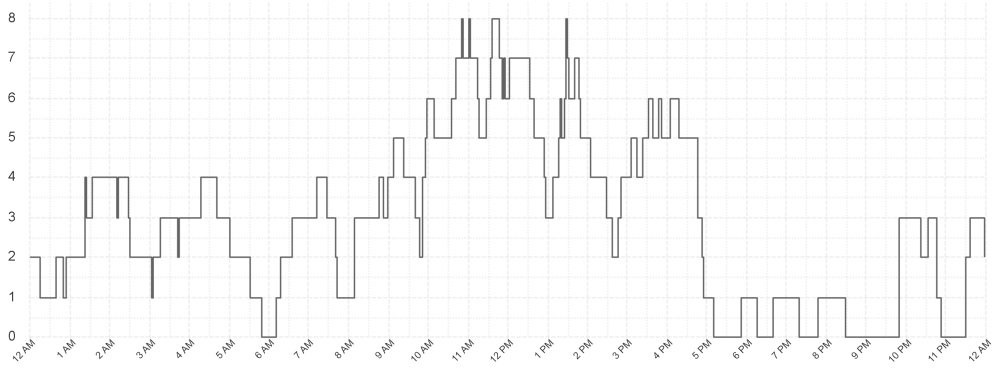
Median Travel Time



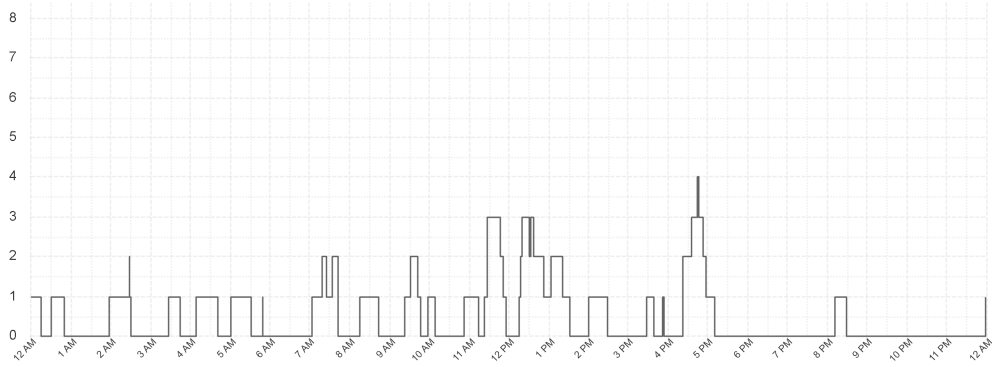
Median Response Time



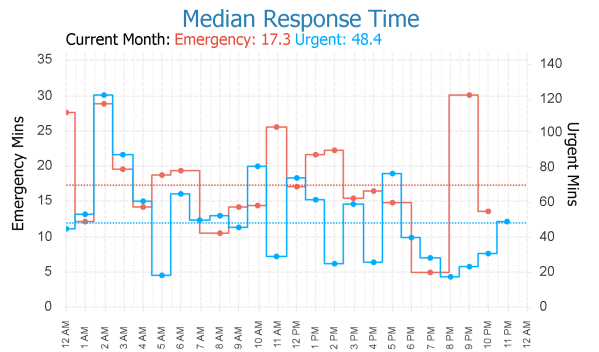
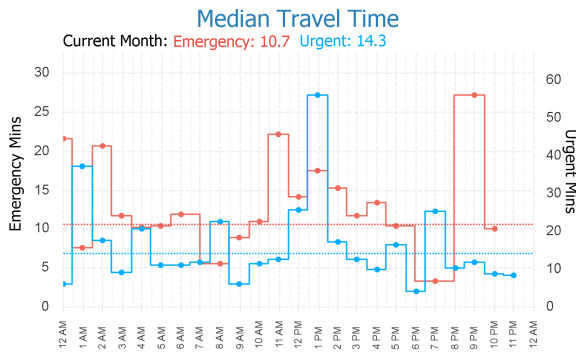
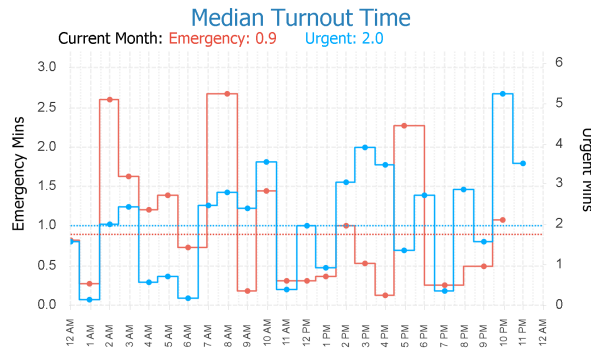
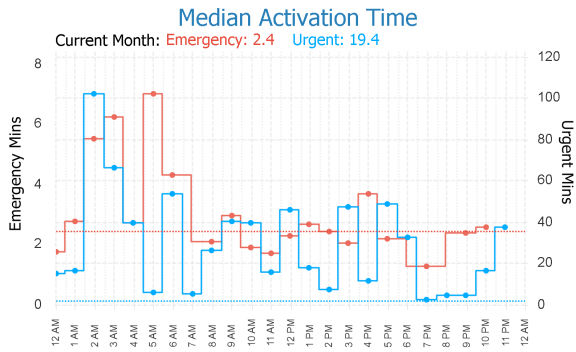
EMS Utilisation By Hour



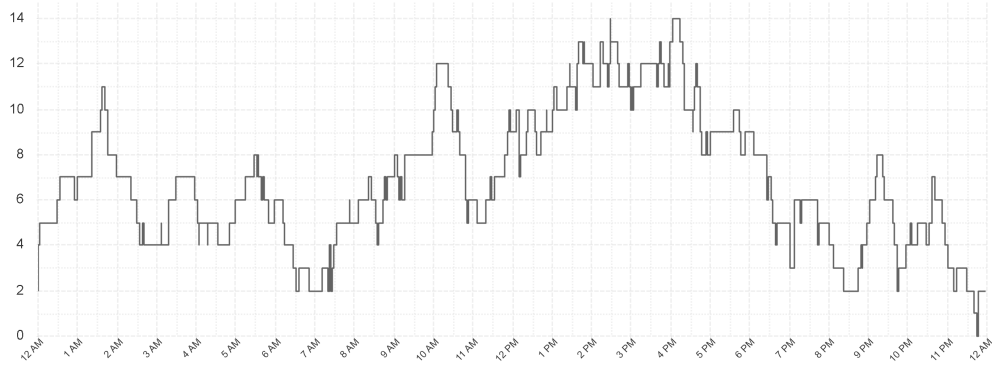
Ambulances at Hospital By Hour



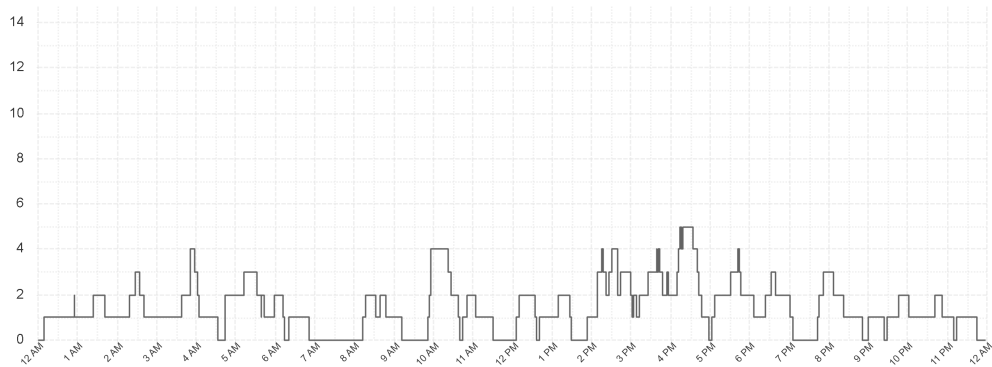
Southern Region



EMS Utilisation By Hour



Ambulances at Hospital By Hour



Outlier Activity

Activation Time Outliers

| Incident Number | Call Time | Region | Initial Priority | Activation Time (mins) |
|-----------------|-----------|--------|------------------|------------------------|
| 000050-16062024 | 3:21 AM | South | I | 9 |
| 000072-16062024 | 5:28 AM | South | I | 7 |
| 000230-16062024 | 1:48 PM | North | I | 6 |
| 000328-16062024 | 7:20 PM | North | I | 5 |

Turnout Time Outliers

| Incident Number | Call Time | Region | Initial Priority | Fleet Number | Turnout Time (mins) |
|-----------------|-----------|--------|------------------|--------------|---------------------|
| 000085-16062024 | 06:39 AM | North | I | 701 | 7 |
| 000239-16062024 | 02:21 PM | South | I | 718 | 145 |
| 000328-16062024 | 07:20 PM | North | I | 865 | 5 |
| 000343-16062024 | 08:55 PM | North | I | 708 | 6 |

Glossary

EMS Emergency

An immediately life threatening incident. On-road resources must mobilise as soon as possible and respond using emergency warning devices. Includes: EMS Incident Type. Priority 0 & 1.

EMS Urgent

An incident which should have a clinician on scene within 60 minutes. On-road resources must mobilise as soon as possible but respond without using emergency warning devices. Includes: EMS Incident Type. Priority 2,3,4.

Other

Non Urgent EMS incidents. Patient Travel and Interfacility Coordination jobs. Search and Rescue jobs

Outliers

Emergency Incidents with Activation and Turnout times greater than 5 minutes.

From: PerformanceReporting@ambulance.tas.gov.au
 Sent: Tuesday, 18 June 2024 9:10 AM
 Subject: Ambulance Tasmania Daily Activity Report

Ambulance Tasmania Daily Report: Mon 17 Jun



Current June MERT: 15.6

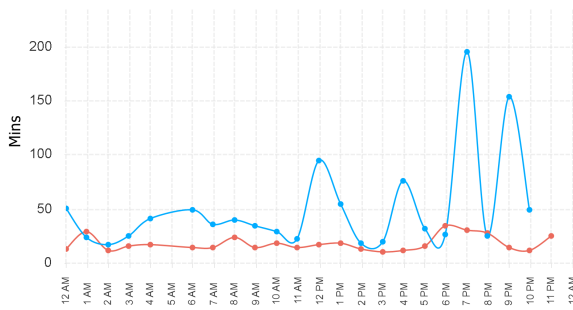
| | Incidents | | | Total |
|---------------|------------|-----------|------------|------------|
| | South | North | North West | |
| EMS Emergency | 82 | 30 | 35 | 147 |
| EMS Urgent | 69 | 31 | 35 | 135 |
| Other | 29 | 25 | 14 | 68 |
| Total | 180 | 86 | 84 | 350 |

| | Median Emergency Performance | | | |
|-----------------|------------------------------|-------------|-------------|-------------|
| | South | North | North West | Total |
| Activation | 2.7 | 2.2 | 1.7 | 2.3 |
| Turnout | 0.6 | 1.9 | 1.8 | 1.5 |
| Travel | 10.6 | 11.3 | 6.1 | 10.0 |
| Response | 17.9 | 17.1 | 12.3 | 15.2 |

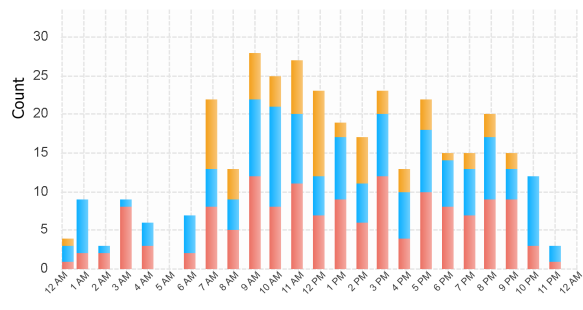
Legend

Emergency Urgent Other

Median Response Time By Hour

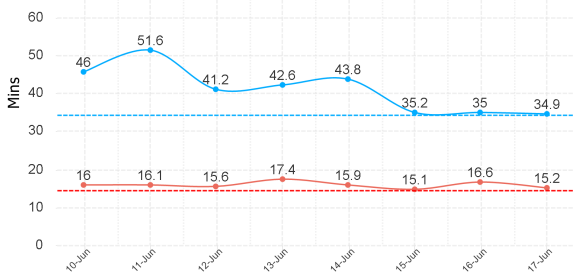


Incident Count by Hour

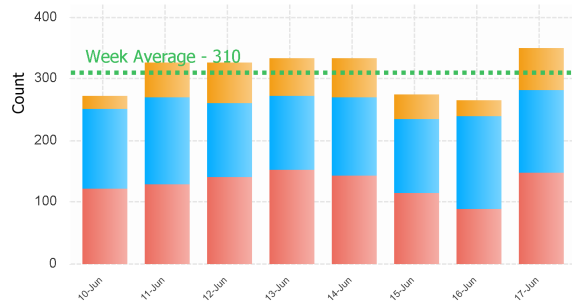


Previous Week Response Time

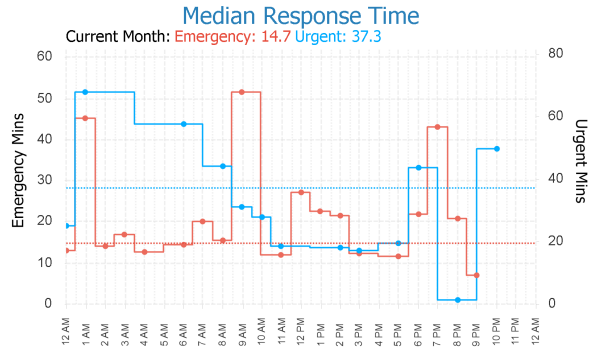
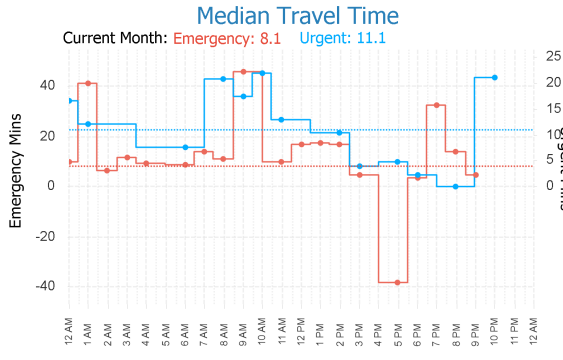
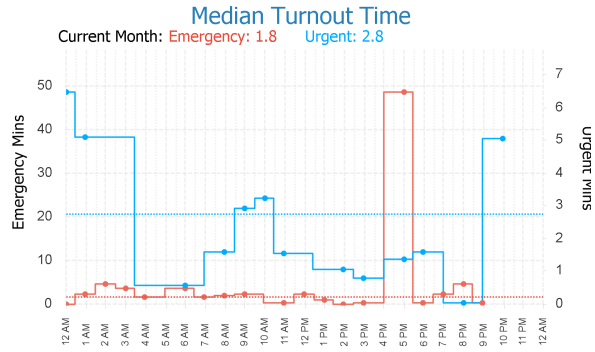
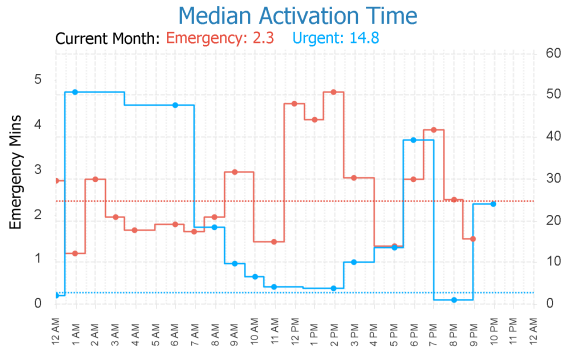
Weekly Median: Emergency: 14.3 Urgent: 34.5



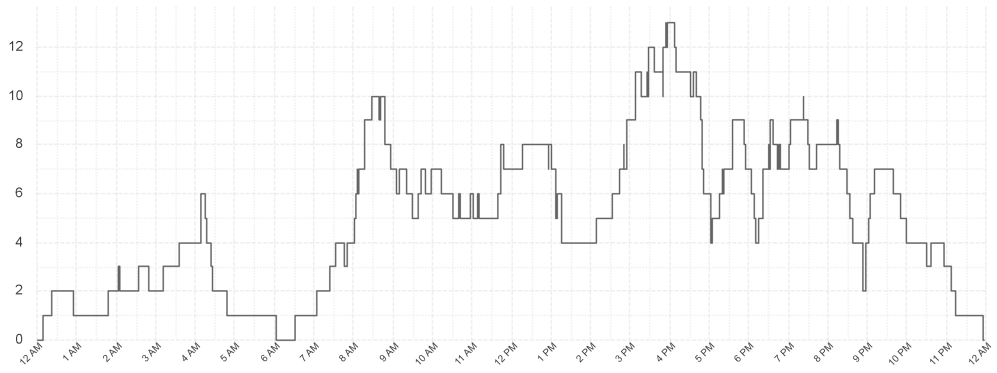
Previous Week Incident Count



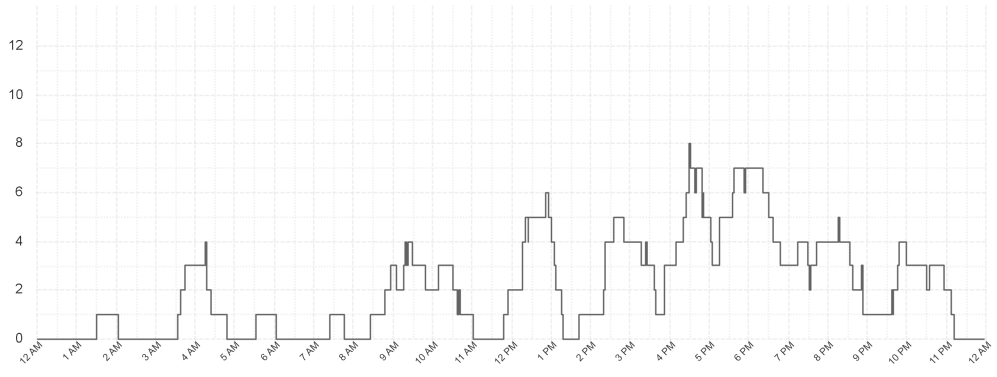
Northern Region



EMS Utilisation By Hour

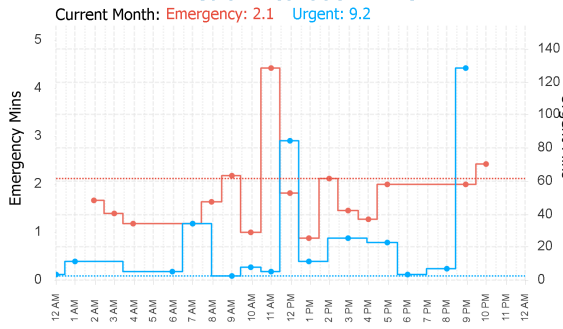


Ambulances at Hospital By Hour

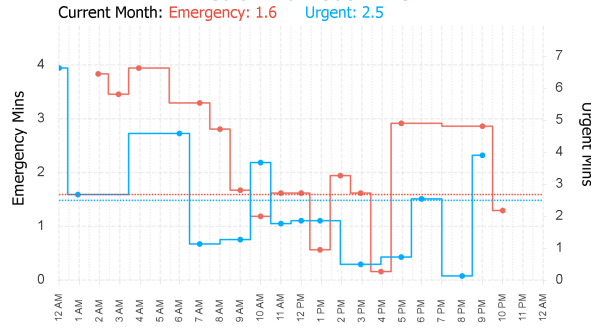


North Western Region

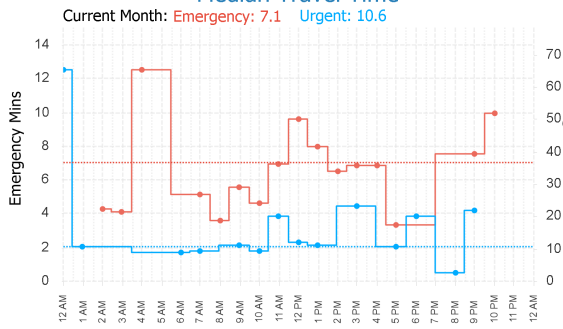
Median Activation Time



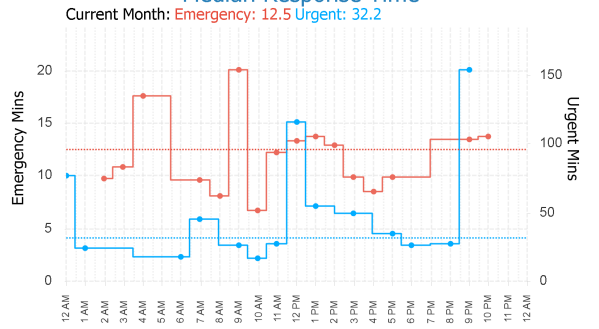
Median Turnout Time



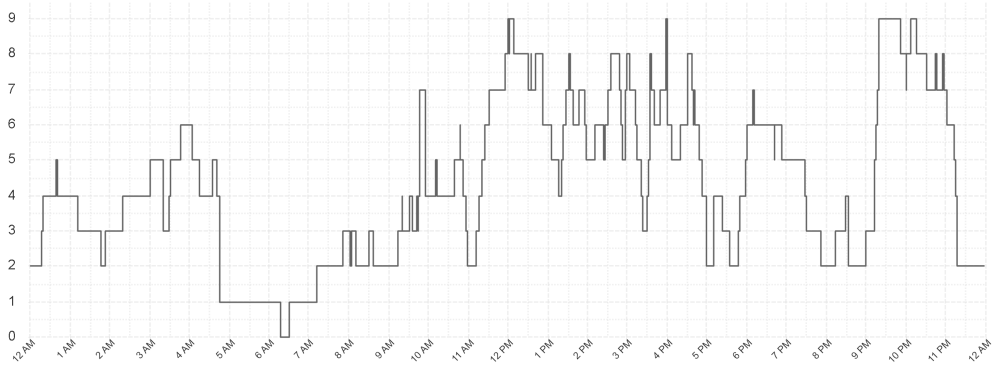
Median Travel Time



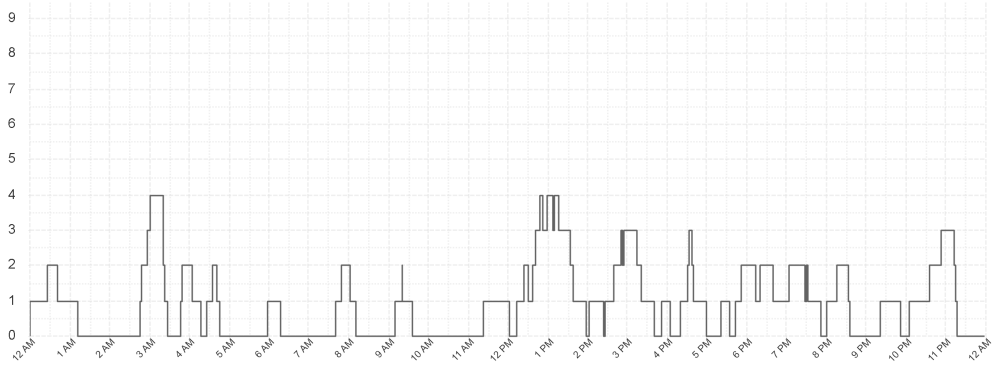
Median Response Time



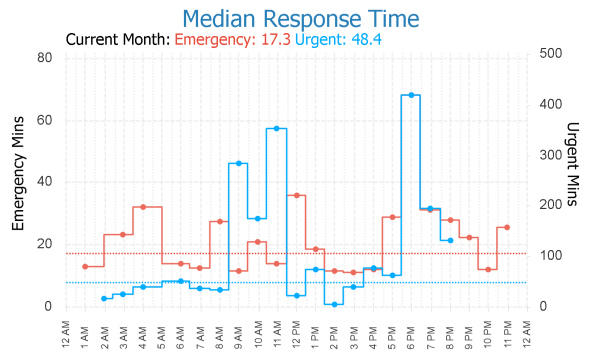
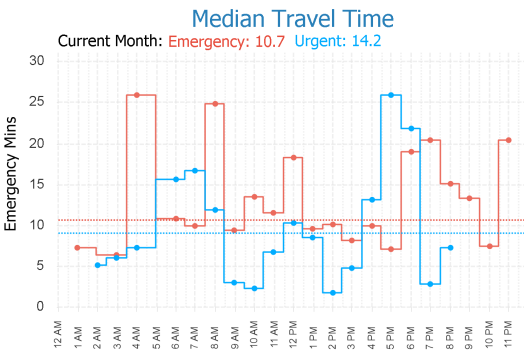
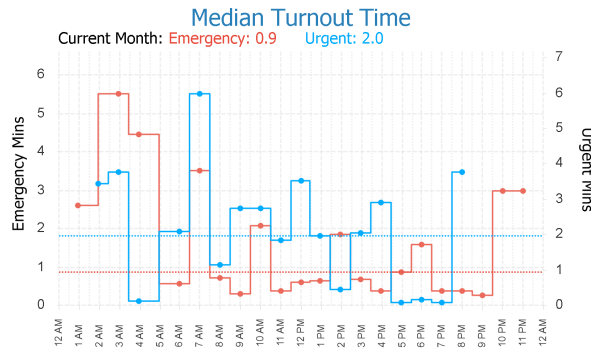
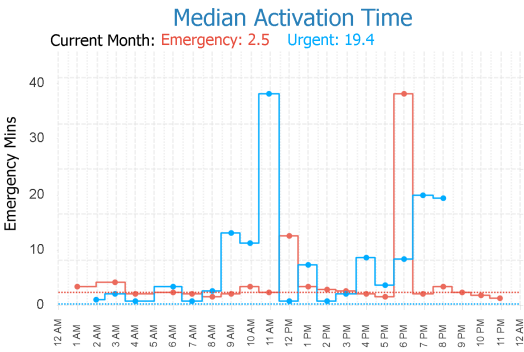
EMS Utilisation By Hour



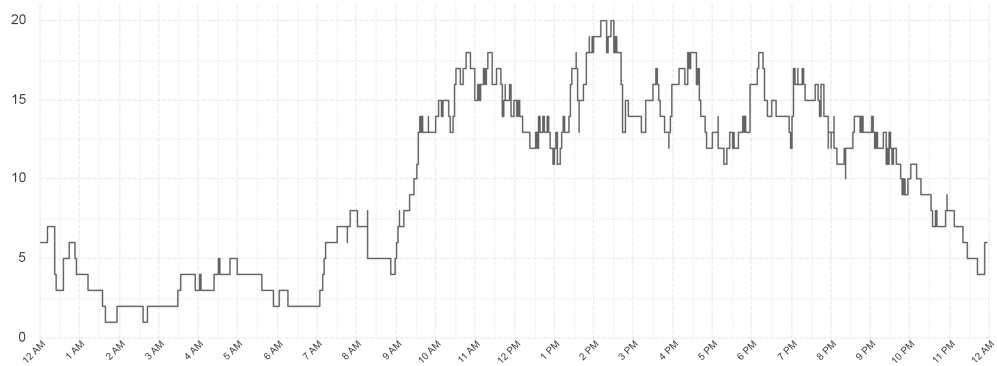
Ambulances at Hospital By Hour



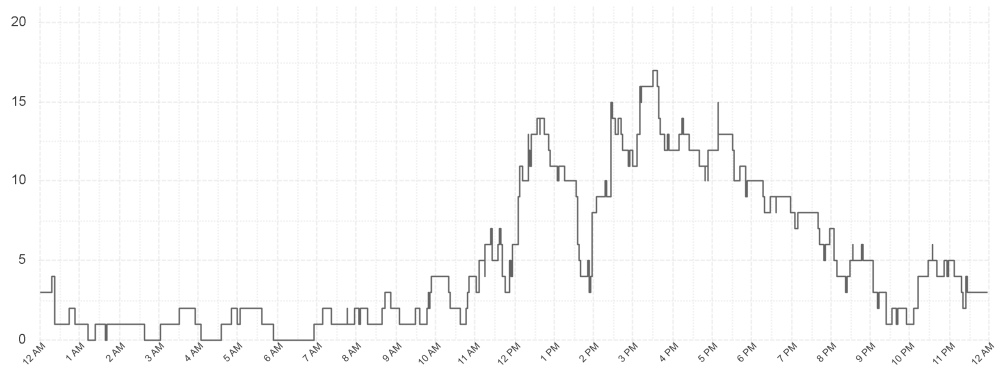
Southern Region



EMS Utilisation By Hour



Ambulances at Hospital By Hour



Outlier Activity

Activation Time Outliers

| Incident Number | Call Time | Region | Initial Priority | Activation Time (mins) |
|-----------------|-----------|--------|------------------|------------------------|
| 000226-17062024 | 12:50 PM | North | I | 6 |
| 000230-17062024 | 1:06 PM | South | I | 6 |
| 000239-17062024 | 1:18 PM | South | I | 6 |
| 000366-17062024 | 6:20 PM | South | I | 13 |
| 000397-17062024 | 7:32 PM | South | I | 6 |
| 000433-17062024 | 8:45 PM | South | I | 15 |
| 000436-17062024 | 8:55 PM | South | I | 16 |
| 000439-17062024 | 9:02 PM | South | I | 20 |

Turnout Time Outliers

| Incident Number | Call Time | Region | Initial Priority | Fleet Number | Turnout Time (mins) |
|-----------------|-----------|--------|------------------|--------------|---------------------|
| 000030-17062024 | 03:24 AM | N West | I | 806 | 9 |
| 000030-17062024 | 03:24 AM | N West | I | 858 | 6 |
| 000031-17062024 | 03:25 AM | South | I | 857 | 8 |
| 000071-17062024 | 07:31 AM | South | I | 880 | 5 |
| 000129-17062024 | 10:02 AM | South | I | 878 | 7 |
| 000337-17062024 | 05:08 PM | N West | I | 545 | 5 |
| 000337-17062024 | 05:08 PM | N West | I | 778 | 5 |
| 000343-17062024 | 05:19 PM | North | I | 702 | 97 |
| 000447-17062024 | 09:16 PM | N West | I | 898 | 5 |

Glossary

EMS Emergency

An immediately life threatening incident. On-road resources must mobilise as soon as possible and respond using emergency warning devices.
Includes: EMS Incident Type. Priority 0 & 1.

EMS Urgent

An incident which should have a clinician on scene within 60 minutes. On-road resources must mobilise as soon as possible but respond without using emergency warning devices.
Includes: EMS Incident Type. Priority 2,3,4.

Other

Non Urgent EMS incidents. Patient Travel and Interfacility Coordination jobs. Search and Rescue jobs

Outliers

Emergency Incidents with Activation and Turnout times greater than 5 minutes.

From: PerformanceReporting@ambulance.tas.gov.au
 Sent: Wednesday, 19 June 2024 5:59 AM
 Subject: Ambulance Tasmania Daily Activity Report

Ambulance Tasmania Daily Report: Tue 18 Jun



Current June MERT: 15.6

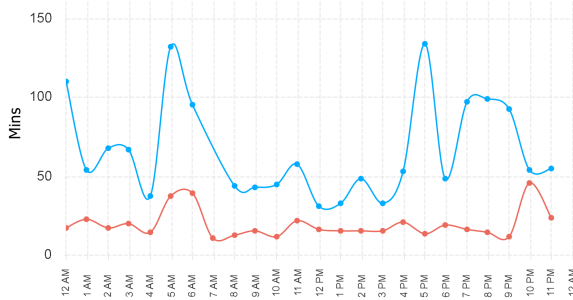
| | Incidents | | | Total |
|---------------|-----------|-------|------------|-------|
| | South | North | North West | |
| EMS Emergency | 56 | 34 | 26 | 116 |
| EMS Urgent | 70 | 34 | 29 | 133 |
| Other | 25 | 21 | 11 | 57 |
| Total | 151 | 89 | 66 | 306 |

| | Median Emergency Performance | | | |
|-----------------|------------------------------|-------|------------|-------|
| | South | North | North West | Total |
| Activation | 2.6 | 2.7 | 2.0 | 2.5 |
| Turnout | 0.9 | 1.9 | 1.4 | 1.3 |
| Travel | 11.7 | 8.2 | 8.9 | 10.3 |
| Response | 19.3 | 15.7 | 16.5 | 16.7 |

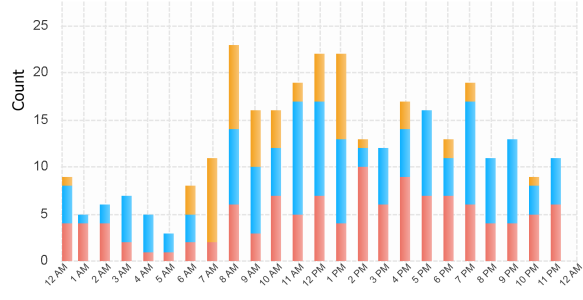
Legend

Emergency Urgent Other

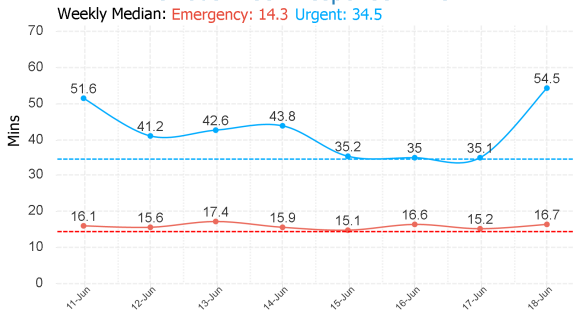
Median Response Time By Hour



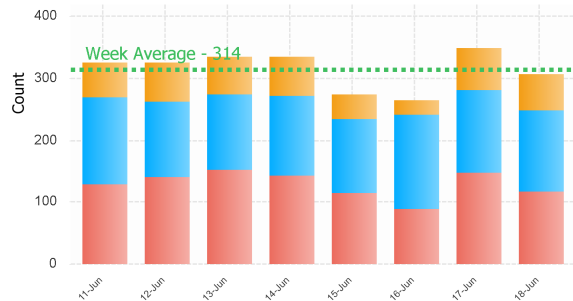
Incident Count by Hour



Previous Week Response Time



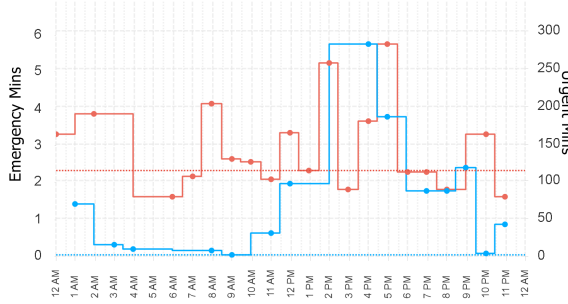
Previous Week Incident Count



Northern Region

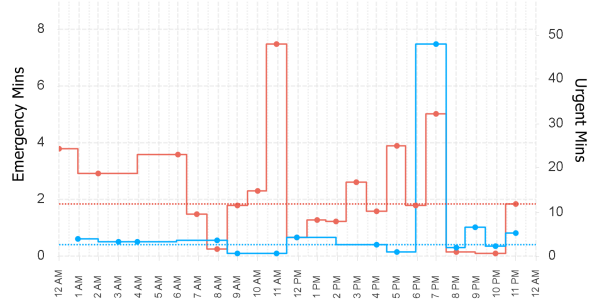
Median Activation Time

Current Month: **Emergency: 2.3** **Urgent: 15.3**



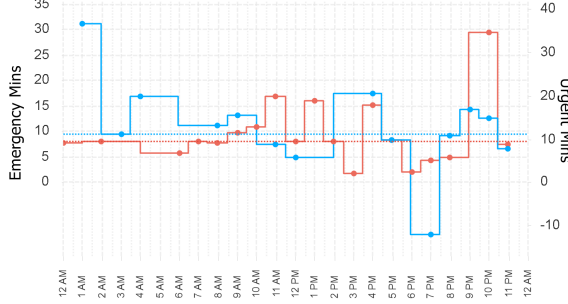
Median Turnout Time

Current Month: **Emergency: 1.8** **Urgent: 2.7**



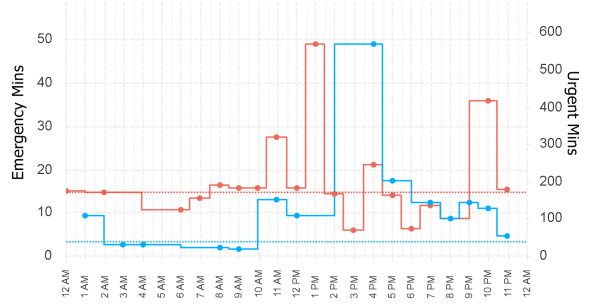
Median Travel Time

Current Month: **Emergency: 8.1** **Urgent: 11.2**

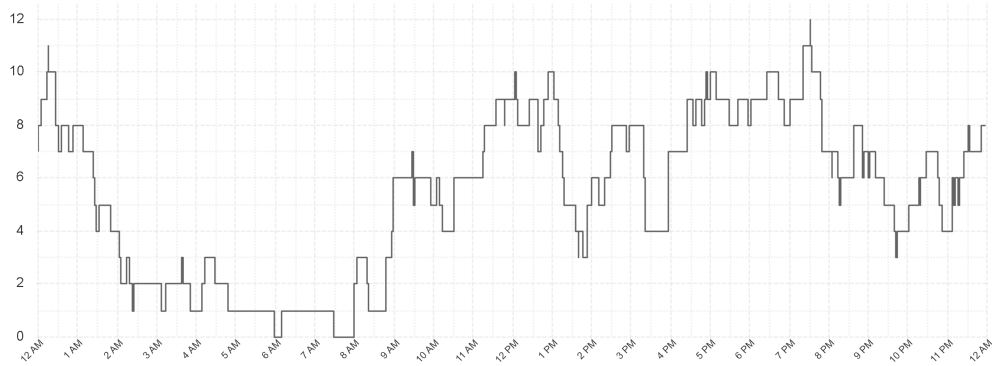


Median Response Time

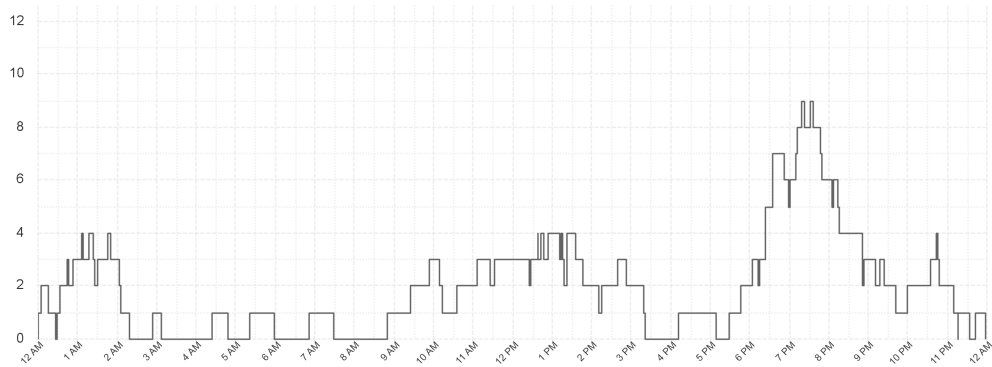
Current Month: **Emergency: 14.8** **Urgent: 39.3**



EMS Utilisation By Hour

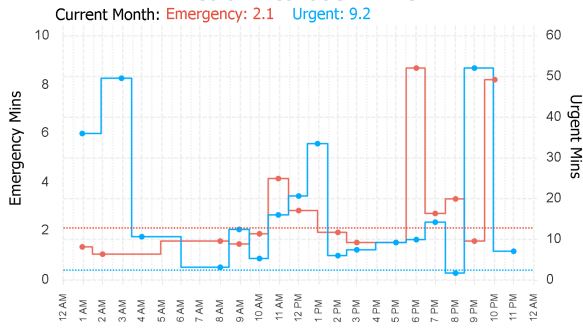


Ambulances at Hospital By Hour

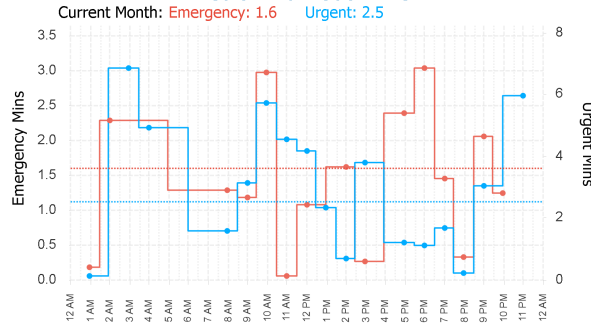


North Western Region

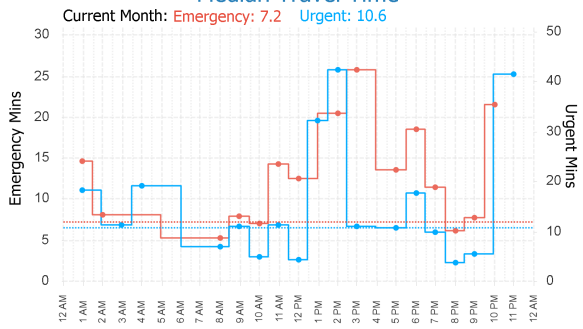
Median Activation Time



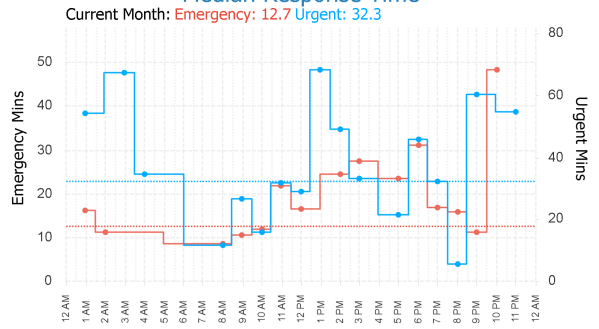
Median Turnout Time



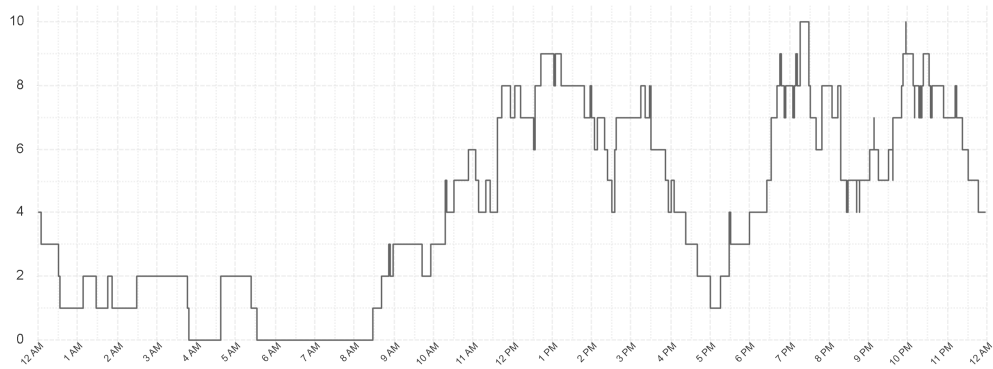
Median Travel Time



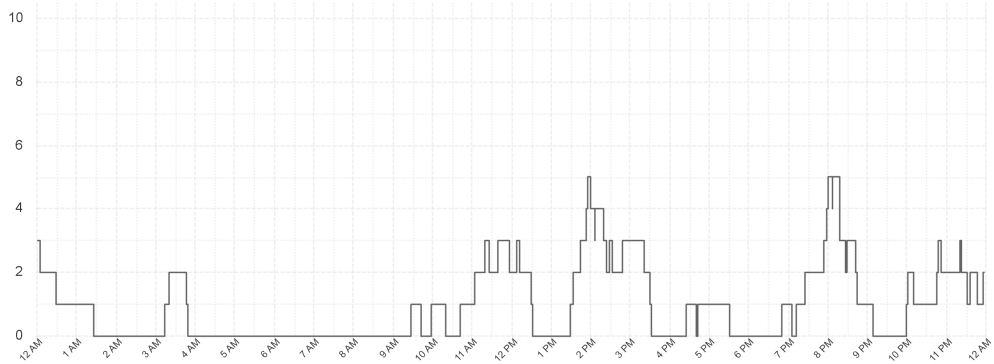
Median Response Time



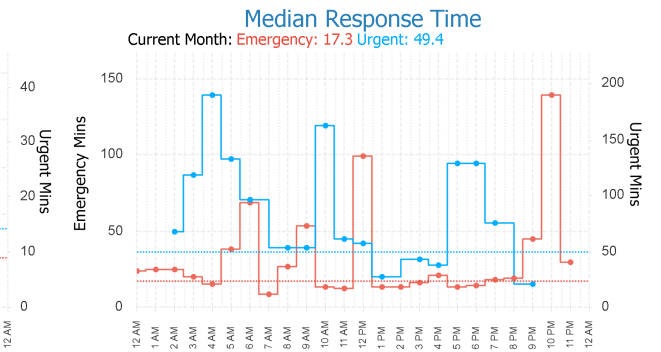
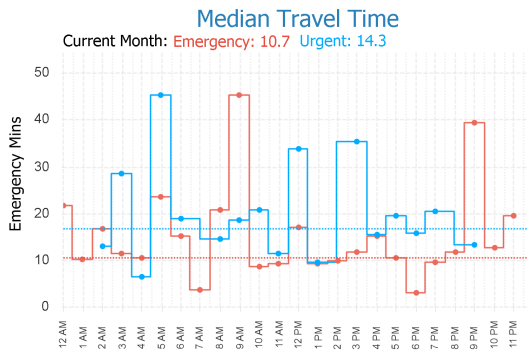
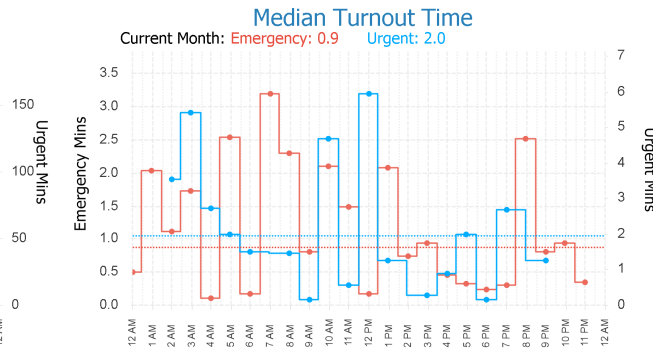
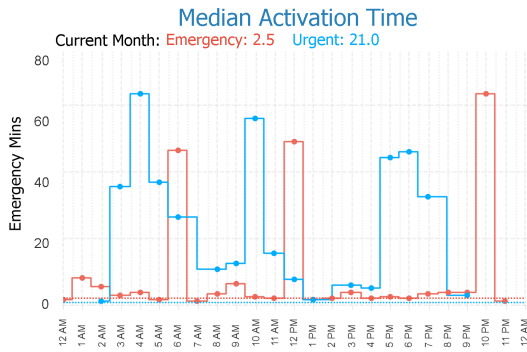
EMS Utilisation By Hour



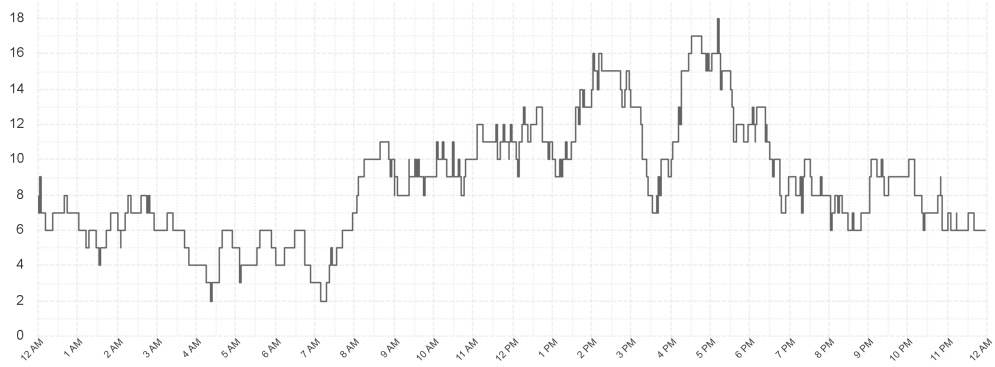
Ambulances at Hospital By Hour



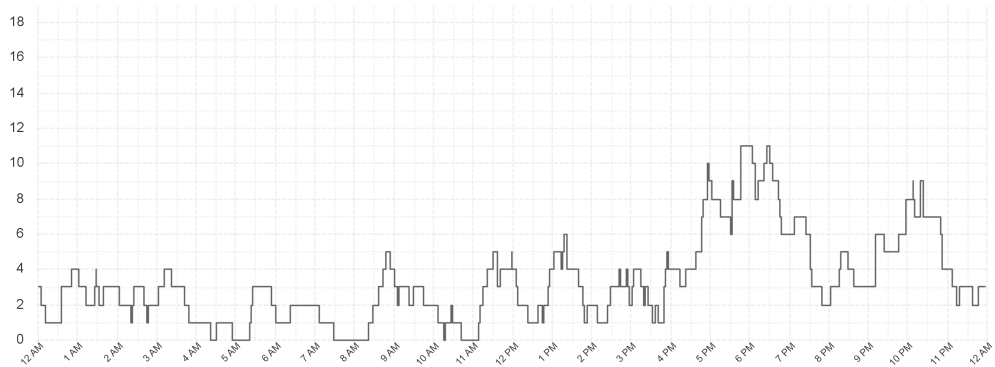
Southern Region



EMS Utilisation By Hour



Ambulances at Hospital By Hour



Outlier Activity

Activation Time Outliers

| Incident Number | Call Time | Region | Initial Priority | Activation Time (mins) |
|-----------------|-----------|--------|------------------|------------------------|
| 000027-18062024 | 1:37 AM | South | I | 31 |
| 000029-18062024 | 2:02 AM | South | I | 10 |
| 000154-18062024 | 11:03 AM | South | I | 15 |
| 000275-18062024 | 3:42 PM | South | I | 5 |
| 000315-18062024 | 5:27 PM | North | I | 9 |
| 000326-18062024 | 5:58 PM | North | I | 6 |
| 000408-18062024 | 10:30 PM | N West | I | 7 |

Turnout Time Outliers

| Incident Number | Call Time | Region | Initial Priority | Fleet Number | Turnout Time (mins) |
|-----------------|-----------|--------|------------------|--------------|---------------------|
| 000014-18062024 | 12:34 AM | North | I | 799 | 6 |
| 000161-18062024 | 11:17 AM | North | I | 731 | 9 |
| 000161-18062024 | 11:17 AM | North | I | 753 | 7 |
| 000161-18062024 | 11:17 AM | North | I | 803 | 9 |
| 000326-18062024 | 05:58 PM | North | I | 889 | 7 |
| 000358-18062024 | 07:30 PM | North | I | 702 | 5 |
| 000424-18062024 | 11:32 PM | North | I | 702 | 6 |

Glossary

EMS Emergency

An immediately life threatening incident. On-road resources must mobilise as soon as possible and respond using emergency warning devices. Includes: EMS Incident Type. Priority 0 & 1.

EMS Urgent

An incident which should have a clinician on scene within 60 minutes. On-road resources must mobilise as soon as possible but respond without using emergency warning devices. Includes: EMS Incident Type. Priority 2,3,4.

Other

Non Urgent EMS incidents. Patient Travel and Interfacility Coordination jobs. Search and Rescue jobs

Outliers

Emergency Incidents with Activation and Turnout times greater than 5 minutes.

From: PerformanceReporting@ambulance.tas.gov.au
Sent: Thursday, 20 June 2024 6:00 AM
Subject: Ambulance Tasmania Daily Activity Report

Ambulance Tasmania Daily Report: Wed 19 Jun



Current June MERT: 15.6

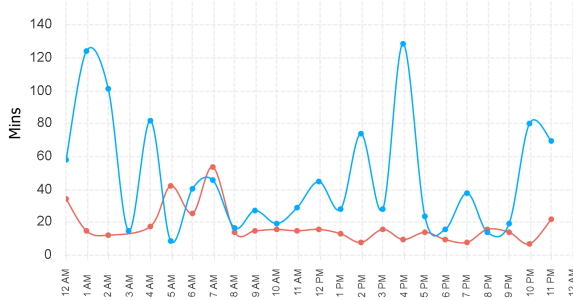
| | Incidents | | | Total |
|---------------|------------|-----------|------------|------------|
| | South | North | North West | |
| EMS Emergency | 44 | 36 | 22 | 102 |
| EMS Urgent | 74 | 37 | 33 | 144 |
| Other | 20 | 16 | 10 | 46 |
| Total | 138 | 89 | 65 | 292 |

| | Median Emergency Performance | | | Total |
|-----------------|------------------------------|-------------|-------------|-------------|
| | South | North | North West | |
| Activation | 2.3 | 2.2 | 2.4 | 2.3 |
| Turnout | 1.3 | 1.3 | 1.2 | 1.2 |
| Travel | 11.1 | 7.2 | 10.0 | 9.7 |
| Response | 15.8 | 13.6 | 16.2 | 14.4 |

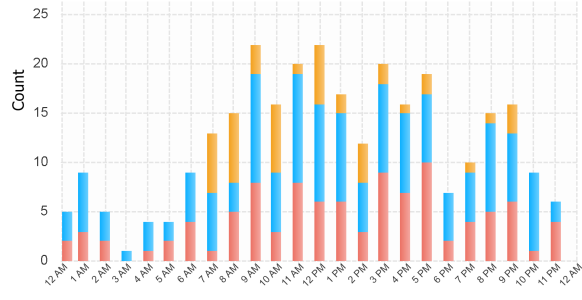
Legend

■ Emergency
 ■ Urgent
 ■ Other

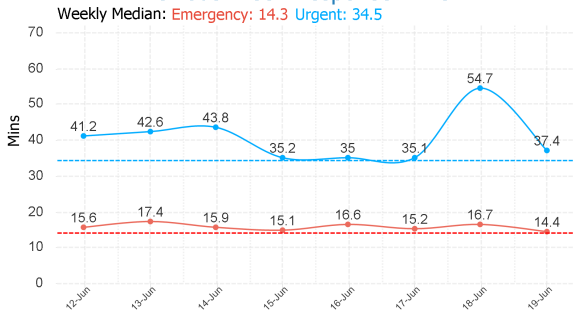
Median Response Time By Hour



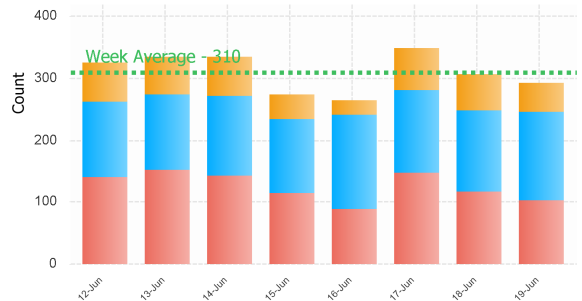
Incident Count by Hour



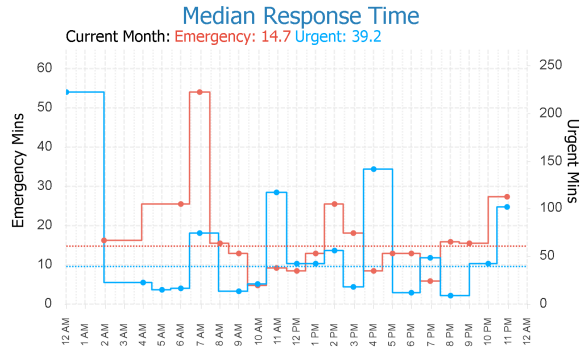
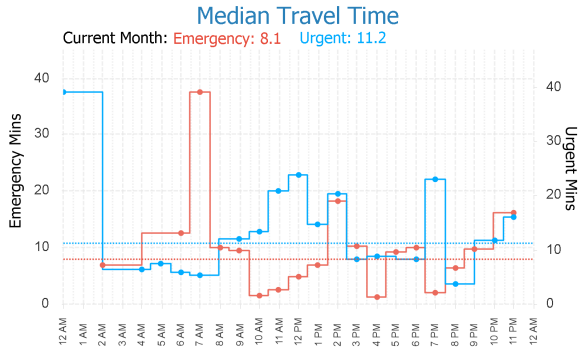
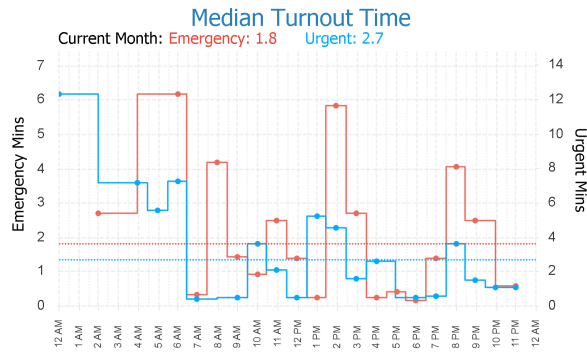
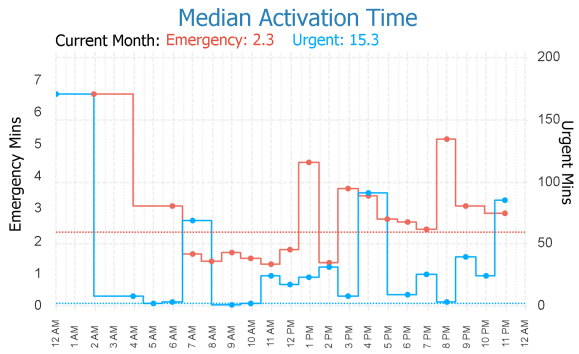
Previous Week Response Time



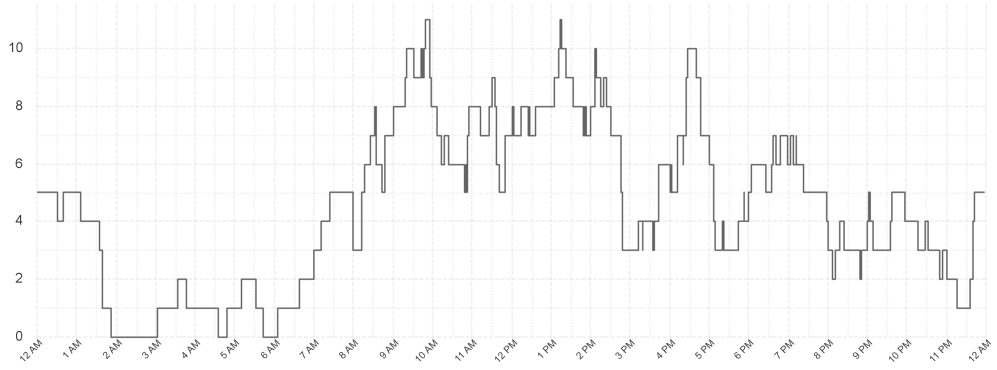
Previous Week Incident Count



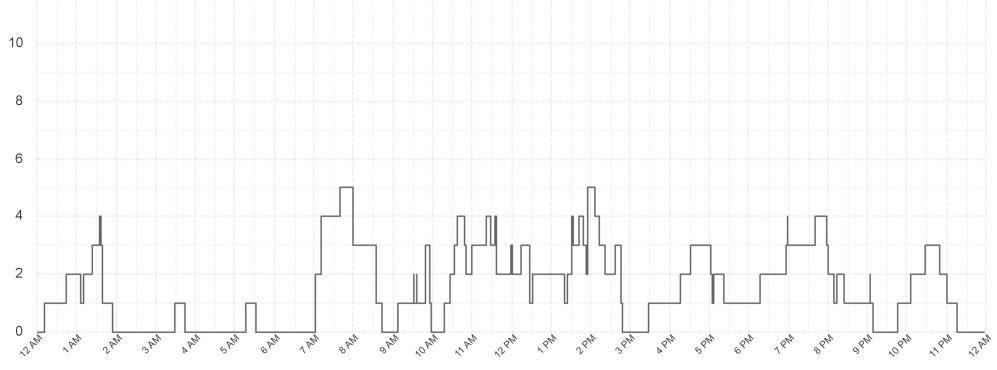
Northern Region



EMS Utilisation By Hour

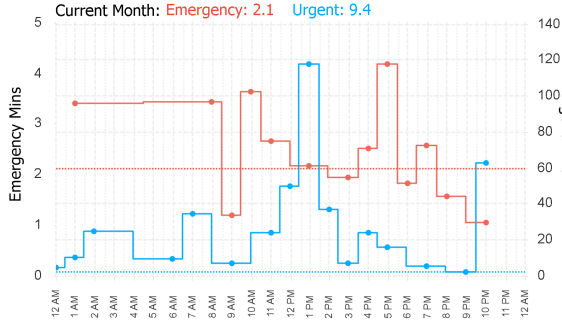


Ambulances at Hospital By Hour

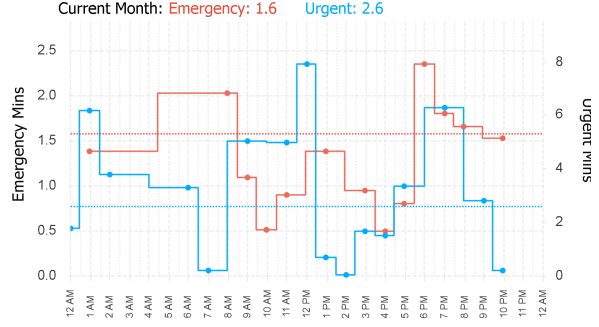


North Western Region

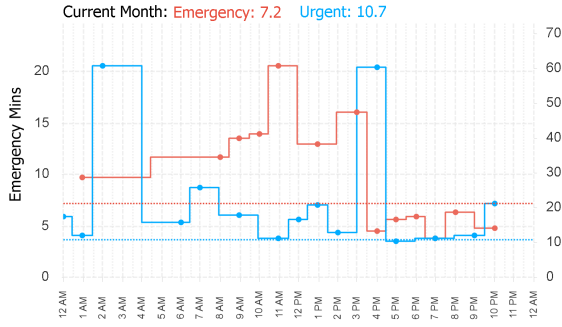
Median Activation Time



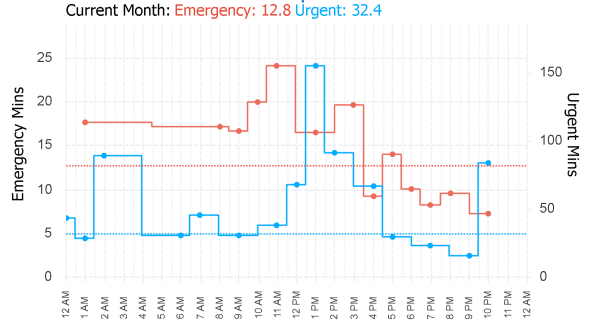
Median Turnout Time



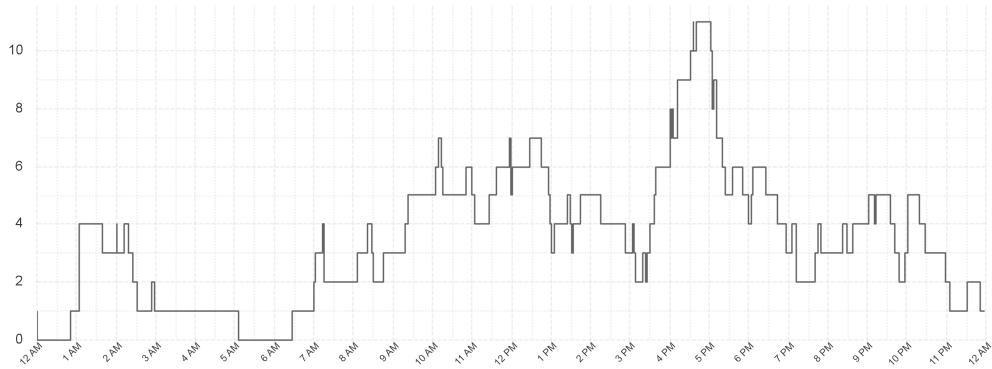
Median Travel Time



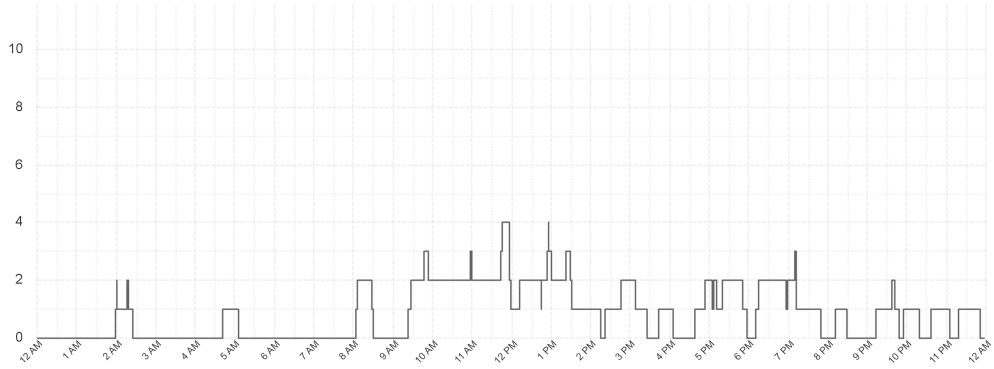
Median Response Time



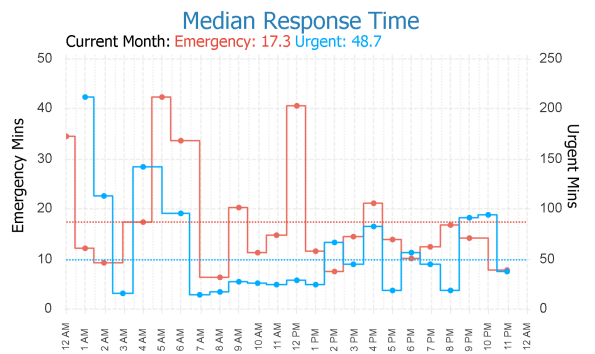
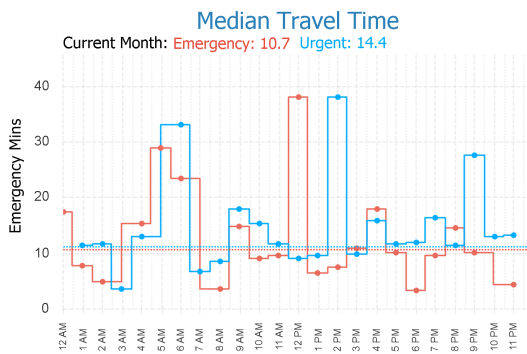
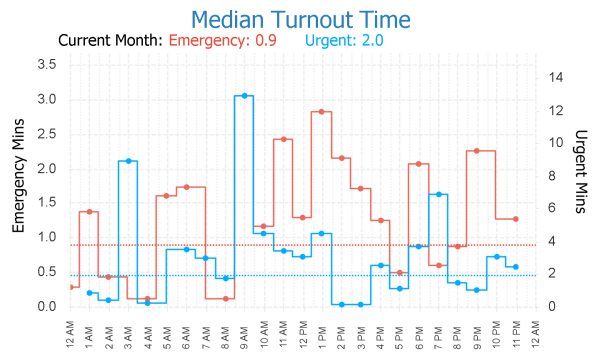
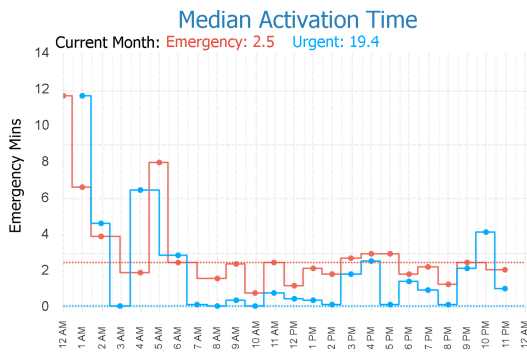
EMS Utilisation By Hour



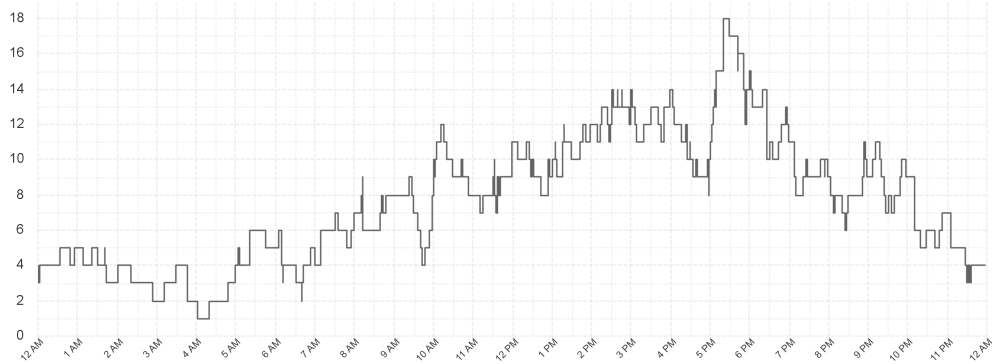
Ambulances at Hospital By Hour



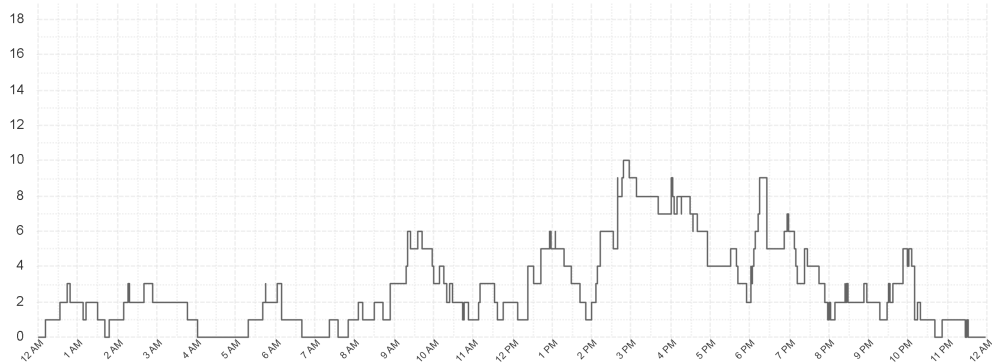
Southern Region



EMS Utilisation By Hour



Ambulances at Hospital By Hour



Outlier Activity

Activation Time Outliers

| Incident Number | Call Time | Region | Initial Priority | Activation Time (mins) |
|-----------------|-----------|--------|------------------|------------------------|
| 000004-19062024 | 12:26 AM | South | I | 20 |
| 000031-19062024 | 2:57 AM | North | I | 7 |
| 000044-19062024 | 5:54 AM | South | I | 13 |
| 000118-19062024 | 10:04 AM | N West | I | 5 |
| 000182-19062024 | 1:01 PM | North | I | 6 |
| 000226-19062024 | 3:09 PM | North | I | 5 |
| 000333-19062024 | 8:56 PM | North | I | 5 |
| 000372-19062024 | 11:33 PM | North | I | 10 |

Turnout Time Outliers

| Incident Number | Call Time | Region | Initial Priority | Fleet Number | Turnout Time (mins) |
|-----------------|-----------|--------|------------------|--------------|---------------------|
| 000053-19062024 | 06:49 AM | North | I | 877 | 9 |
| 000090-19062024 | 08:47 AM | North | I | 708 | 7 |
| 000090-19062024 | 08:47 AM | North | I | 731 | 6 |
| 000142-19062024 | 11:30 AM | North | I | 705 | 11 |
| 000226-19062024 | 03:09 PM | North | I | 877 | 5 |

Glossary

EMS Emergency

An immediately life threatening incident. On-road resources must mobilise as soon as possible and respond using emergency warning devices.
Includes: EMS Incident Type. Priority 0 & 1.

EMS Urgent

An incident which should have a clinician on scene within 60 minutes. On-road resources must mobilise as soon as possible but respond without using emergency warning devices.
Includes: EMS Incident Type. Priority 2,3,4.

Other

Non Urgent EMS incidents. Patient Travel and Interfacility Coordination jobs. Search and Rescue jobs

Outliers

Emergency Incidents with Activation and Turnout times greater than 5 minutes.

From: PerformanceReporting@ambulance.tas.gov.au
 Sent: Friday, 21 June 2024 6:00 AM
 Subject: Ambulance Tasmania Daily Activity Report

Ambulance Tasmania Daily Report: Thur 20 Jun



Current June MERT: 15.5

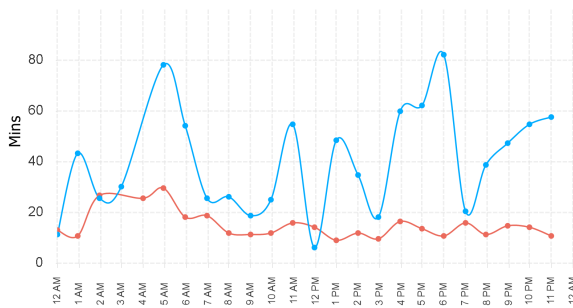
| | Incidents | | | Total |
|---------------|------------|-----------|------------|------------|
| | South | North | North West | |
| EMS Emergency | 48 | 29 | 32 | 109 |
| EMS Urgent | 57 | 29 | 35 | 121 |
| Other | 22 | 16 | 8 | 46 |
| Total | 127 | 74 | 75 | 276 |

| | Median Emergency Performance | | | Total |
|-----------------|------------------------------|-------------|------------|-------------|
| | South | North | North West | |
| Activation | 2.5 | 1.9 | 2.0 | 2.1 |
| Turnout | 0.9 | 2.5 | 1.5 | 1.5 |
| Travel | 12.1 | 6.2 | 4.6 | 6.8 |
| Response | 18.3 | 13.2 | 9.4 | 13.8 |

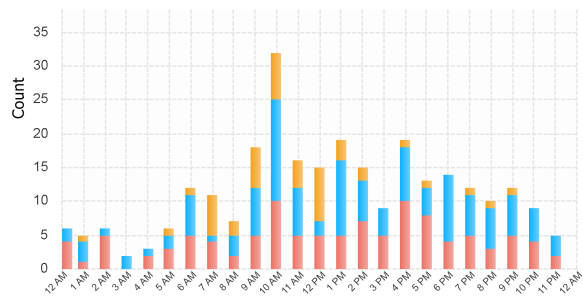
Legend

Emergency Urgent Other

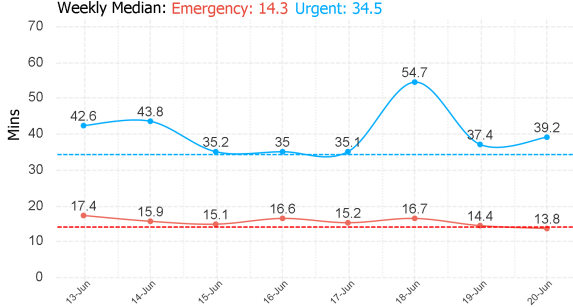
Median Response Time By Hour



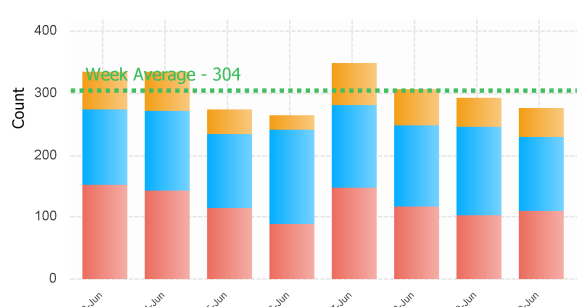
Incident Count by Hour



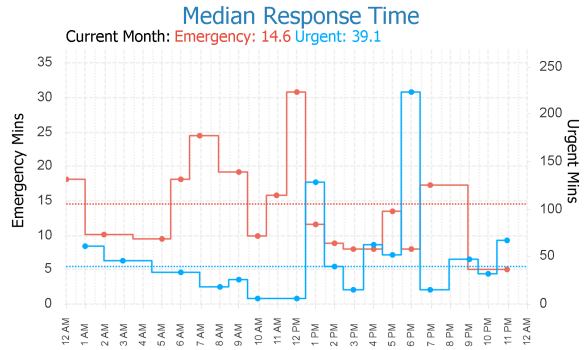
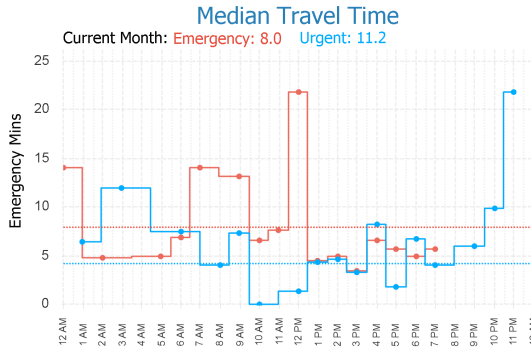
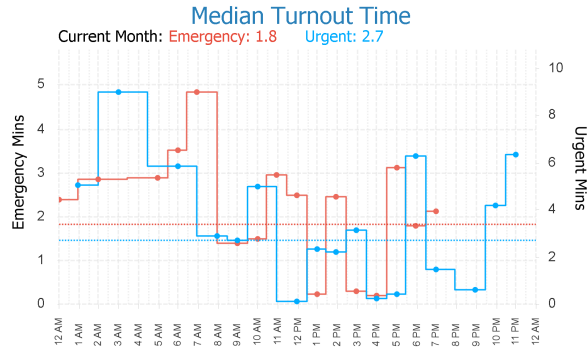
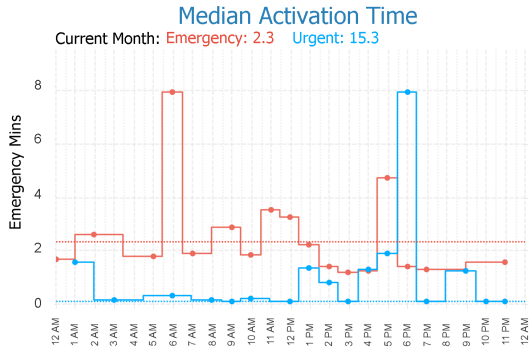
Previous Week Response Time



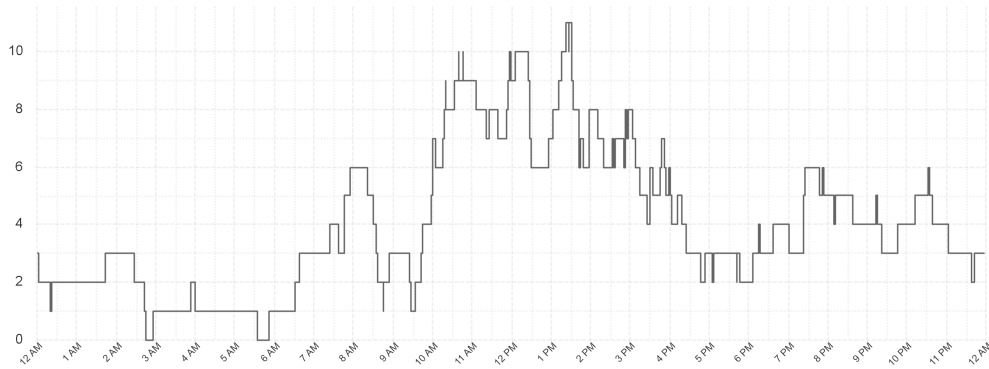
Previous Week Incident Count



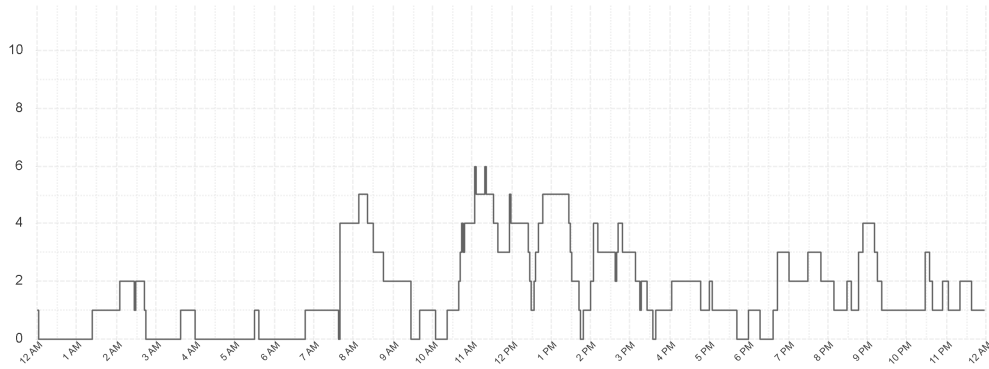
Northern Region



EMS Utilisation By Hour

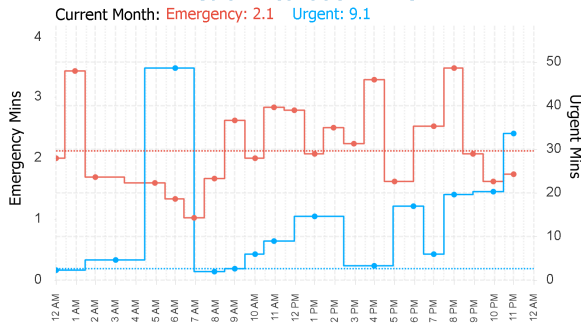


Ambulances at Hospital By Hour

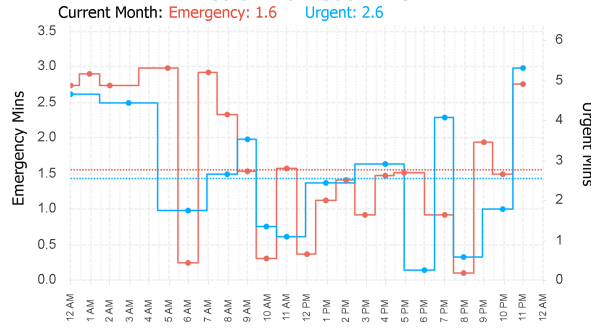


North Western Region

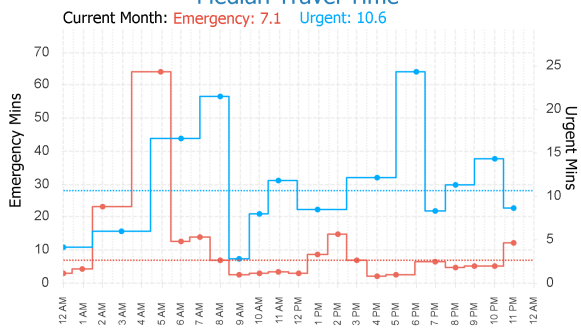
Median Activation Time



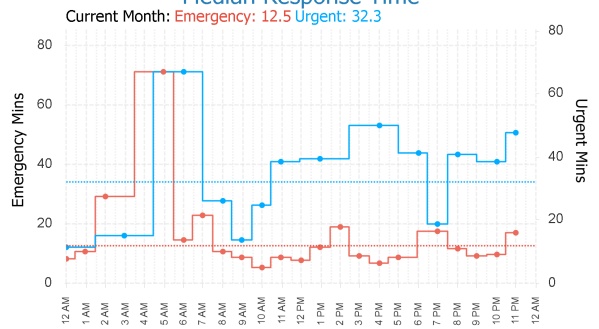
Median Turnout Time



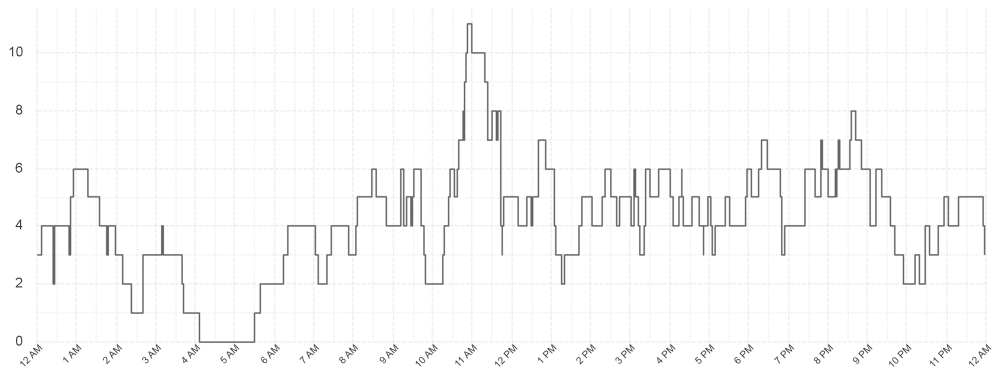
Median Travel Time



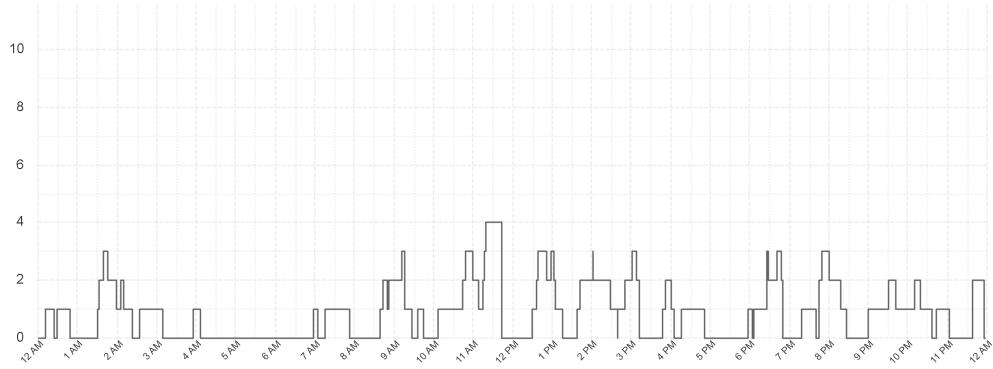
Median Response Time



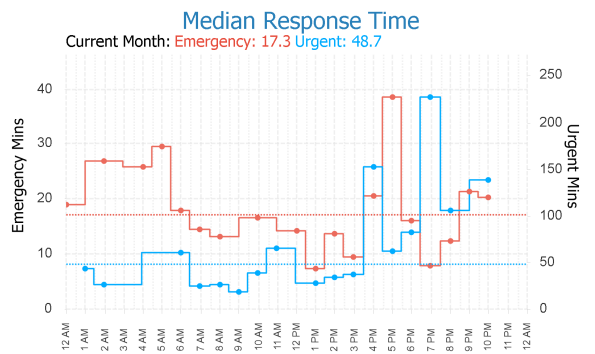
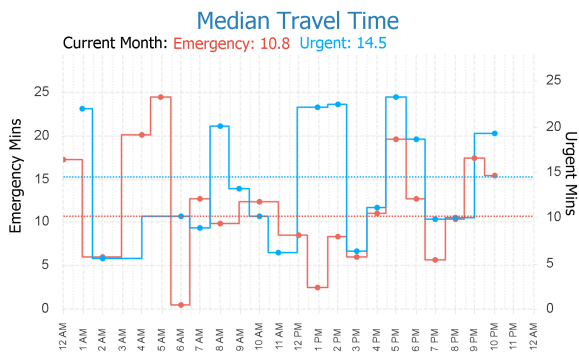
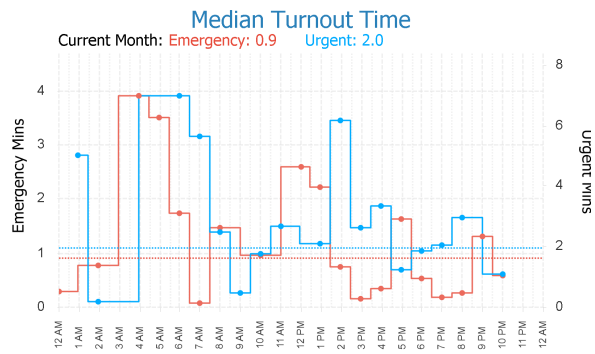
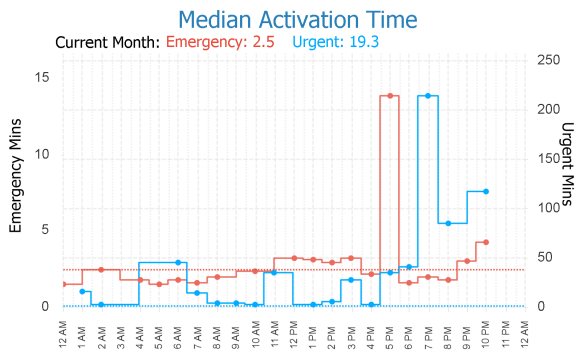
EMS Utilisation By Hour



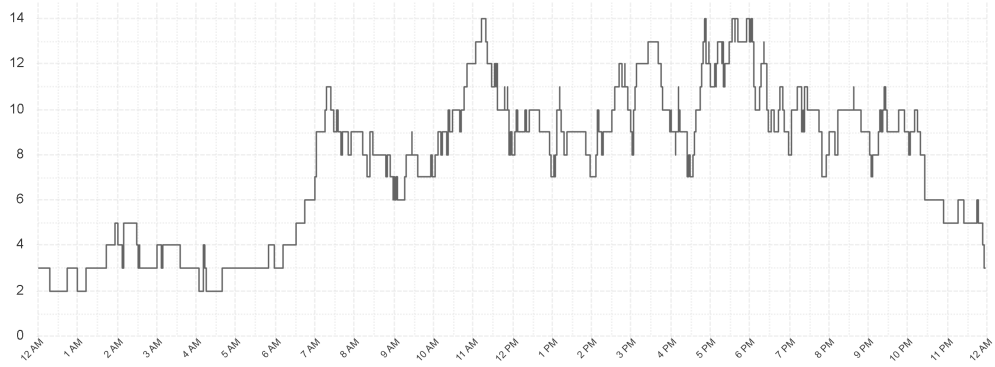
Ambulances at Hospital By Hour



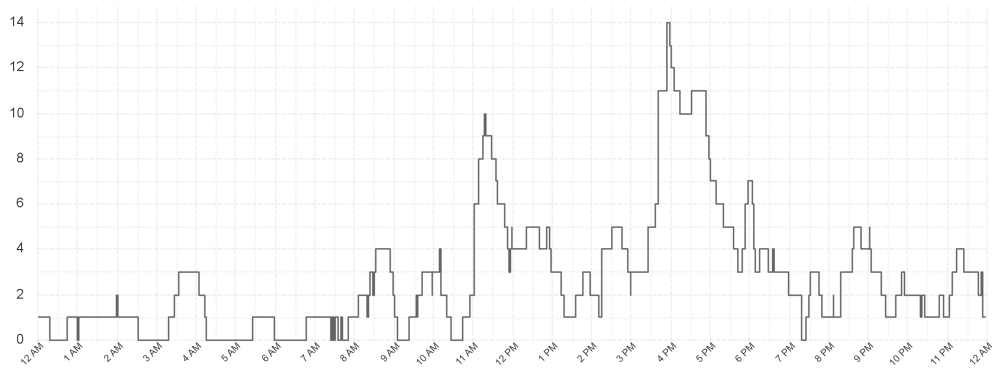
Southern Region



EMS Utilisation By Hour



Ambulances at Hospital By Hour



Outlier Activity

Activation Time Outliers

| Incident Number | Call Time | Region | Initial Priority | Activation Time (mins) |
|-----------------|-----------|--------|------------------|------------------------|
| 000044-20062024 | 6:26 AM | North | I | 8 |
| 000050-20062024 | 6:56 AM | South | I | 8 |
| 000178-20062024 | 1:15 PM | South | I | 22 |
| 000247-20062024 | 4:57 PM | South | I | 7 |

Turnout Time Outliers

| Incident Number | Call Time | Region | Initial Priority | Fleet Number | Turnout Time (mins) |
|-----------------|-----------|--------|------------------|--------------|---------------------|
| 000137-20062024 | 11:29 AM | North | I | 740 | 13 |

Glossary

EMS Emergency

An immediately life threatening incident. On-road resources must mobilise as soon as possible and respond using emergency warning devices. Includes: EMS Incident Type. Priority 0 & 1.

EMS Urgent

An incident which should have a clinician on scene within 60 minutes. On-road resources must mobilise as soon as possible but respond without using emergency warning devices. Includes: EMS Incident Type. Priority 2,3,4.

Other

Non Urgent EMS incidents. Patient Travel and Interfacility Coordination jobs. Search and Rescue jobs

Outliers

Emergency Incidents with Activation and Turnout times greater than 5 minutes.

From: PerformanceReporting@ambulance.tas.gov.au
 Sent: Saturday, 22 June 2024 6:02 AM
 Subject: Ambulance Tasmania Daily Activity Report

Ambulance Tasmania Daily Report: Fri 21 Jun



Current June MERT: 15.5

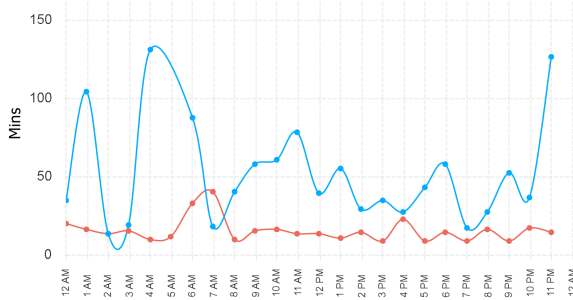
| | Incidents | | | Total |
|---------------|-----------|-------|------------|-------|
| | South | North | North West | |
| EMS Emergency | 65 | 23 | 35 | 123 |
| EMS Urgent | 77 | 33 | 31 | 141 |
| Other | 24 | 16 | 11 | 51 |
| Total | 166 | 72 | 77 | 315 |

| | Median Emergency Performance | | | Total |
|-----------------|------------------------------|-------|------------|-------|
| | South | North | North West | |
| Activation | 2.4 | 1.9 | 2.2 | 2.2 |
| Turnout | 0.5 | 2.2 | 1.6 | 1.6 |
| Travel | 9.2 | 5.7 | 6.6 | 7.4 |
| Response | 15.3 | 12.1 | 13.6 | 14.2 |

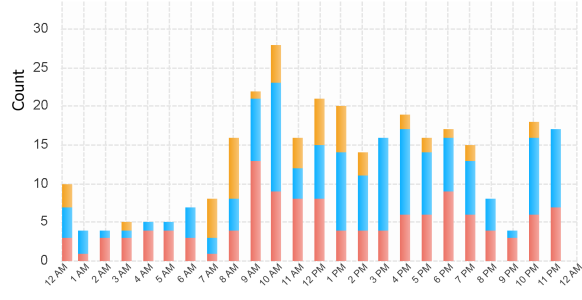
Legend

Emergency Urgent Other

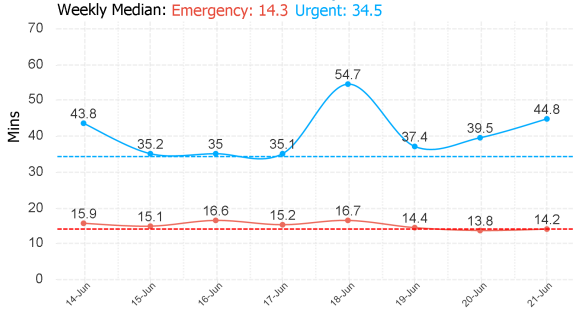
Median Response Time By Hour



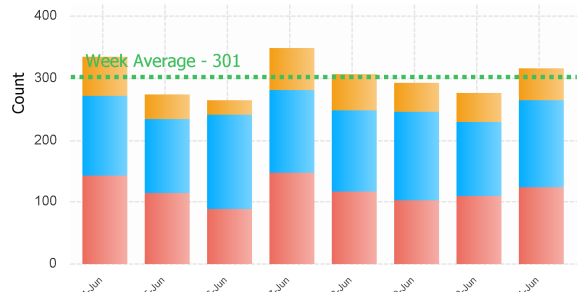
Incident Count by Hour



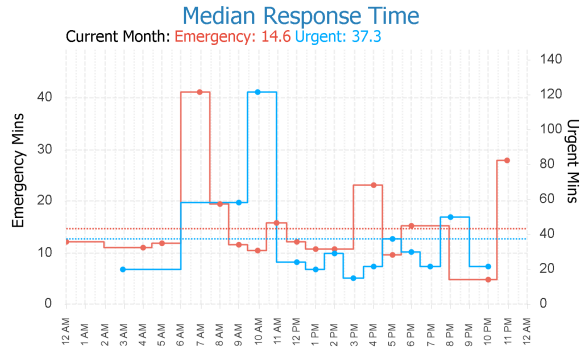
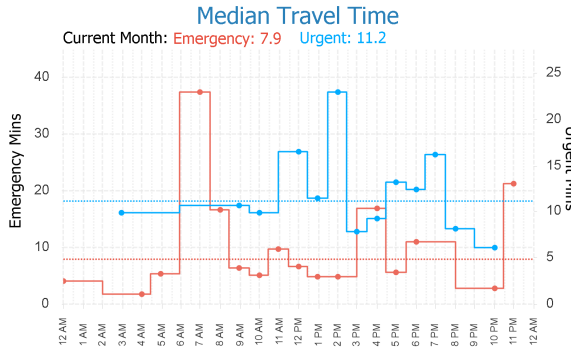
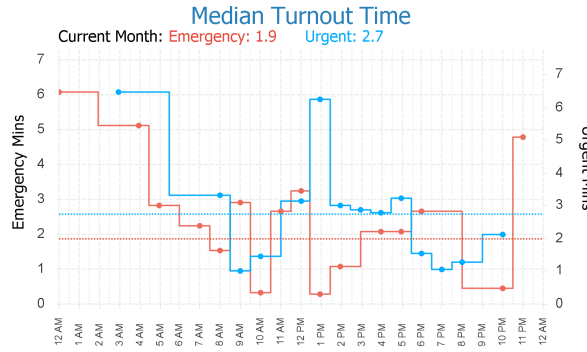
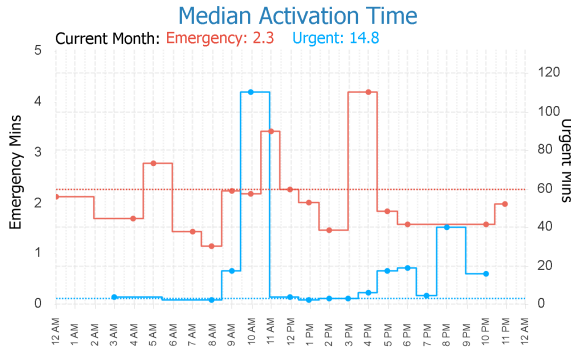
Previous Week Response Time



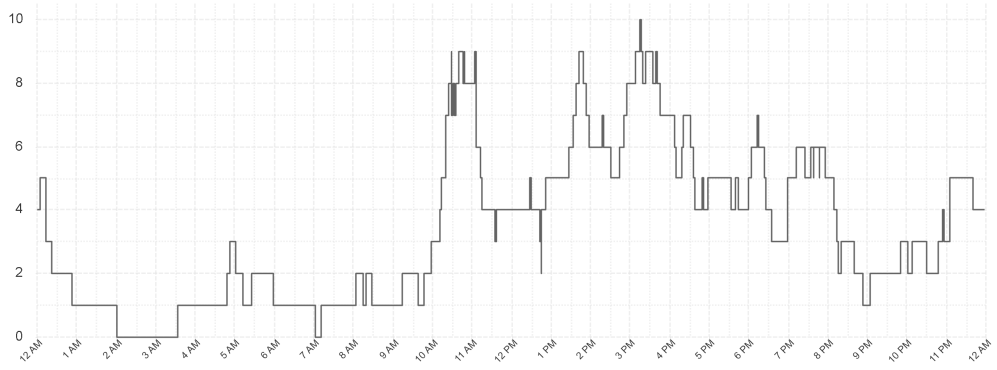
Previous Week Incident Count



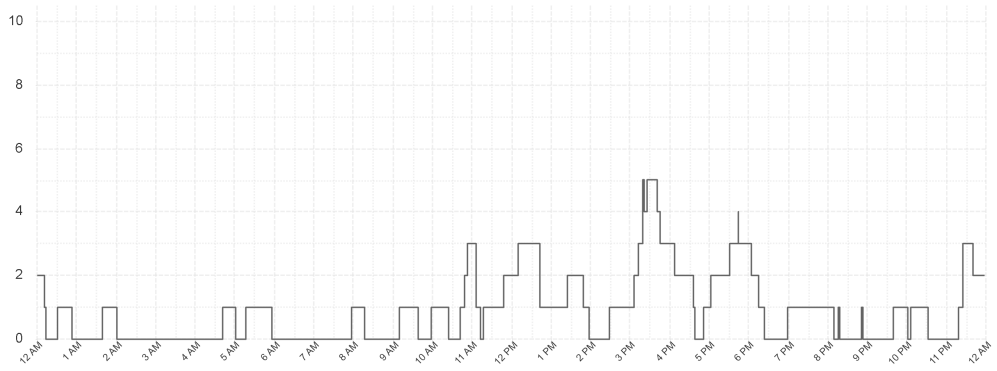
Northern Region



EMS Utilisation By Hour



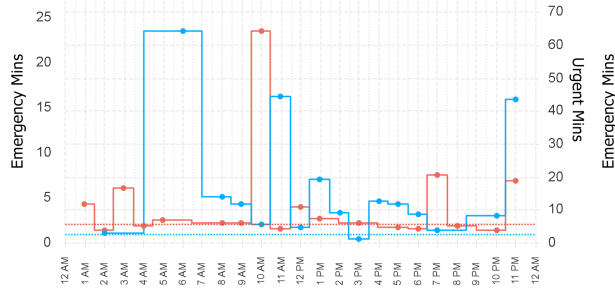
Ambulances at Hospital By Hour



North Western Region

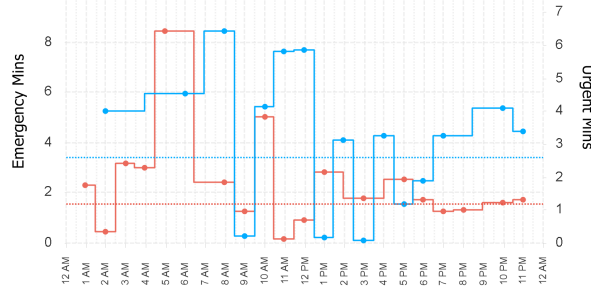
Median Activation Time

Current Month: Emergency: 2.1 Urgent: 9.4



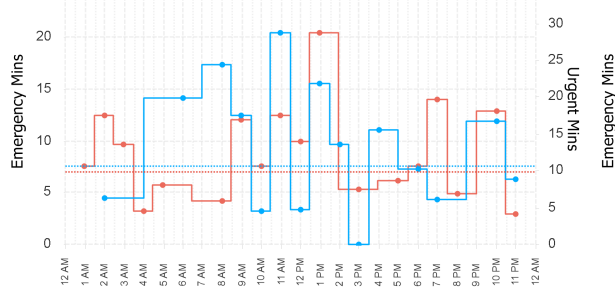
Median Turnout Time

Current Month: Emergency: 1.6 Urgent: 2.6



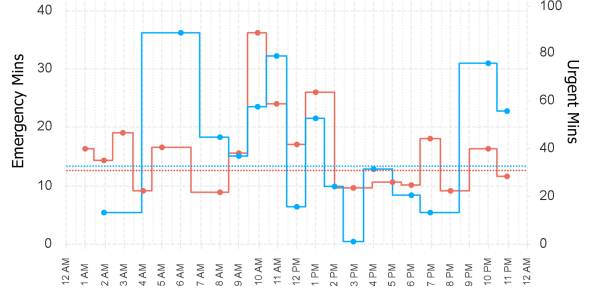
Median Travel Time

Current Month: Emergency: 7.1 Urgent: 10.6

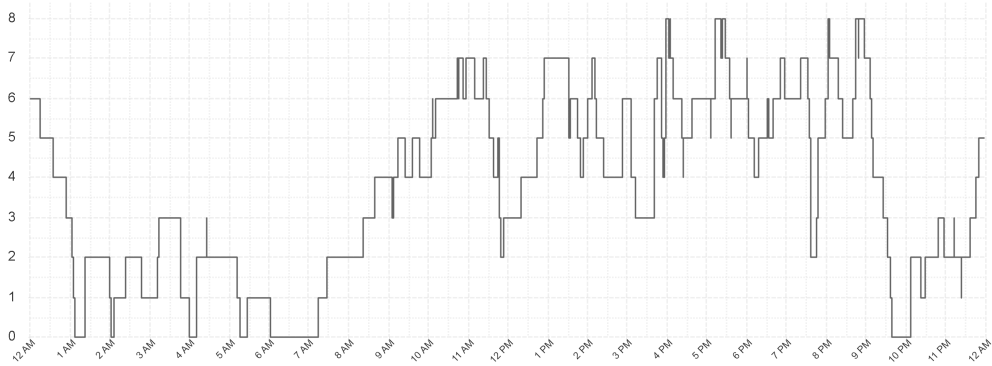


Median Response Time

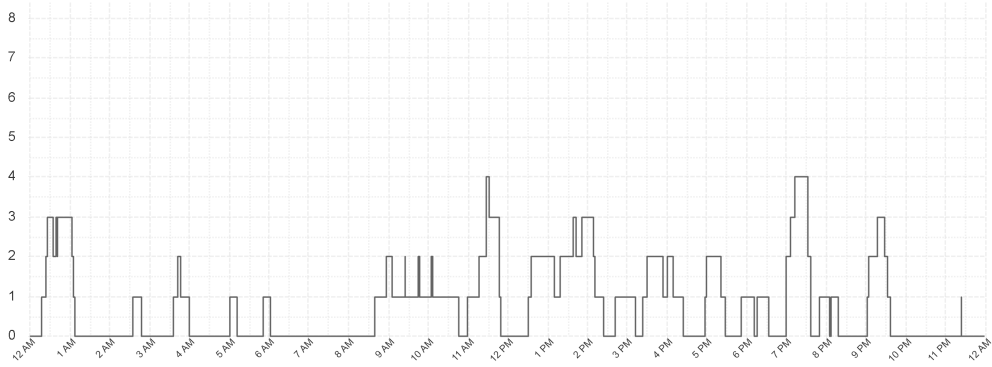
Current Month: Emergency: 12.5 Urgent: 32.6



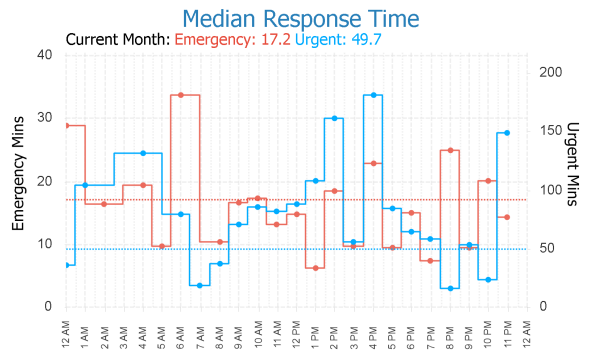
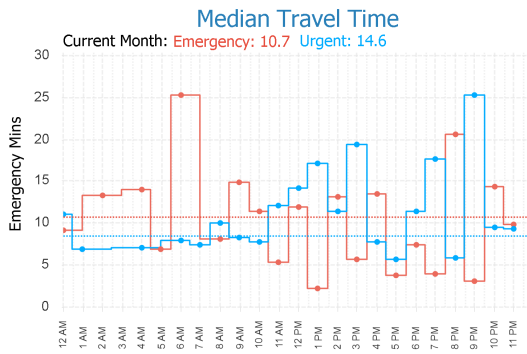
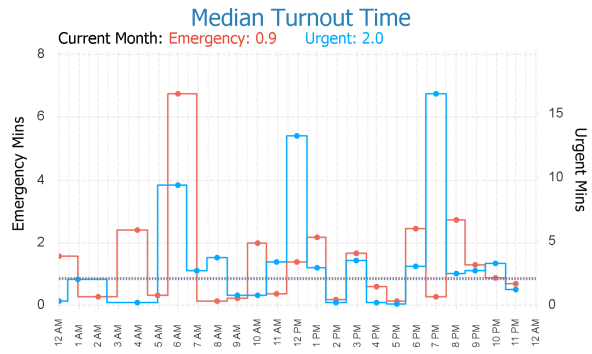
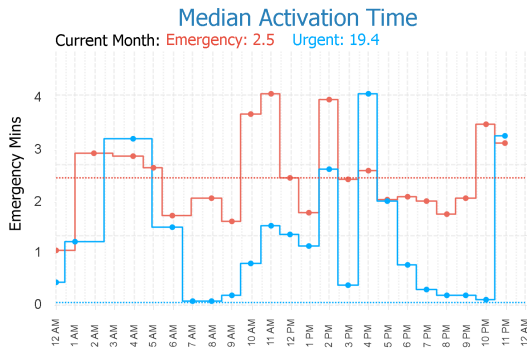
EMS Utilisation By Hour



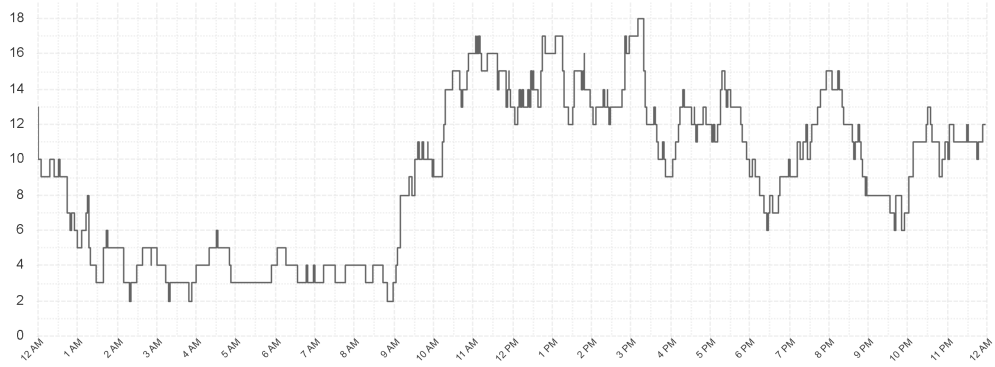
Ambulances at Hospital By Hour



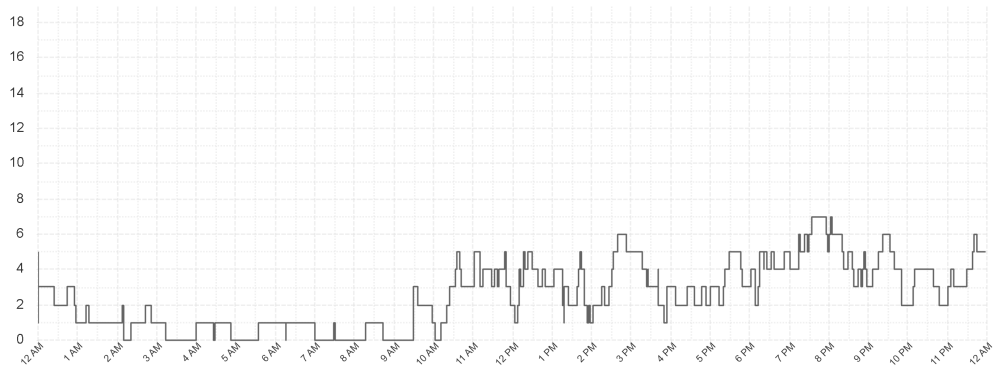
Southern Region



EMS Utilisation By Hour



Ambulances at Hospital By Hour



Outlier Activity

Activation Time Outliers

| Incident Number | Call Time | Region | Initial Priority | Activation Time (mins) |
|-----------------|-----------|--------|------------------|------------------------|
| 000126-21062024 | 10:20 AM | South | I | 10 |
| 000174-21062024 | 12:23 PM | South | I | 5 |
| 000283-21062024 | 4:58 PM | South | I | 7 |
| 000345-21062024 | 7:40 PM | N West | I | 8 |
| 000396-21062024 | 11:25 PM | South | I | 6 |
| 000397-21062024 | 11:26 PM | N West | I | 12 |

Turnout Time Outliers

| Incident Number | Call Time | Region | Initial Priority | Fleet Number | Turnout Time (mins) |
|-----------------|-----------|--------|------------------|--------------|---------------------|
| 000002-21062024 | 12:03 AM | North | I | 729 | 6 |
| 000039-21062024 | 04:48 AM | North | I | 534 | 5 |
| 000039-21062024 | 04:48 AM | North | I | 729 | 7 |
| 000043-21062024 | 05:27 AM | N West | I | 883 | 8 |
| 000050-21062024 | 06:47 AM | South | I | 879 | 10 |
| 000137-21062024 | 10:44 AM | N West | I | 883 | 5 |
| 000283-21062024 | 04:58 PM | South | I | 736 | 6 |
| 000294-21062024 | 05:25 PM | South | I | 719 | 5 |

Glossary

EMS Emergency

An immediately life threatening incident. On-road resources must mobilise as soon as possible and respond using emergency warning devices.
Includes: EMS Incident Type. Priority 0 & 1.

EMS Urgent

An incident which should have a clinician on scene within 60 minutes. On-road resources must mobilise as soon as possible but respond without using emergency warning devices.
Includes: EMS Incident Type. Priority 2,3,4.

Other

Non Urgent EMS incidents. Patient Travel and Interfacility Coordination jobs. Search and Rescue jobs

Outliers

Emergency Incidents with Activation and Turnout times greater than 5 minutes.

From: PerformanceReporting@ambulance.tas.gov.au
Sent: Sunday, 23 June 2024 5:59 AM
Subject: Ambulance Tasmania Daily Activity Report

Ambulance Tasmania Daily Report: Sat 22 Jun



Current June MERT: 15.5

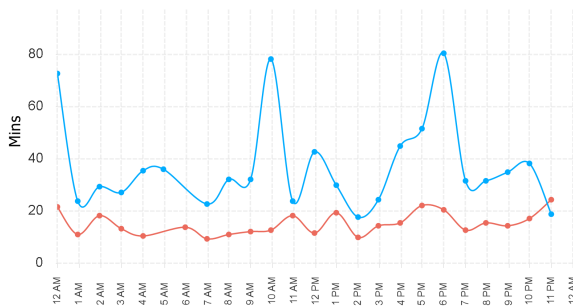
| | Incidents | | | Total |
|---------------|-----------|-------|------------|-------|
| | South | North | North West | |
| EMS Emergency | 75 | 26 | 24 | 125 |
| EMS Urgent | 67 | 36 | 29 | 132 |
| Other | 6 | 14 | 13 | 33 |
| Total | 148 | 76 | 66 | 290 |

| | Median Emergency Performance | | | |
|-----------------|------------------------------|-------|------------|-------|
| | South | North | North West | Total |
| Activation | 2.5 | 2.4 | 1.8 | 2.4 |
| Turnout | 0.9 | 2.4 | 1.8 | 1.2 |
| Travel | 9.7 | 6.3 | 7.3 | 8.4 |
| Response | 17.2 | 13.4 | 11.0 | 15.0 |

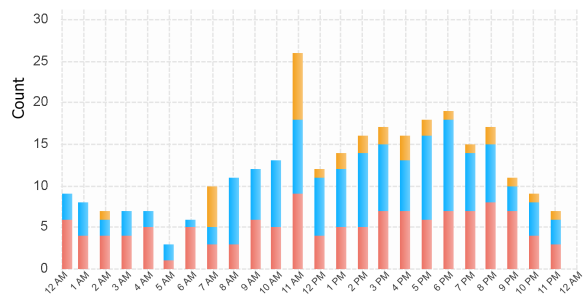
Legend

■ Emergency
 ■ Urgent
 ■ Other

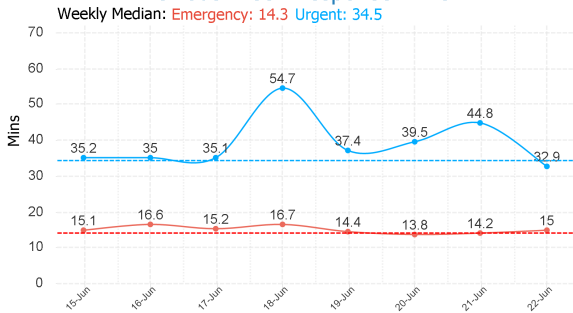
Median Response Time By Hour



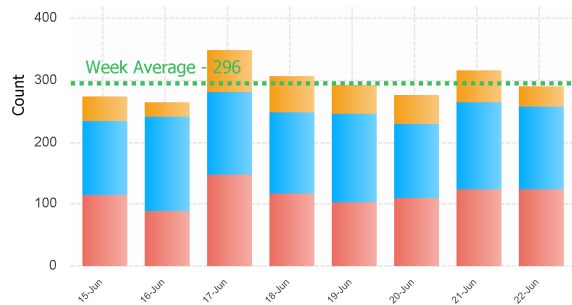
Incident Count by Hour



Previous Week Response Time



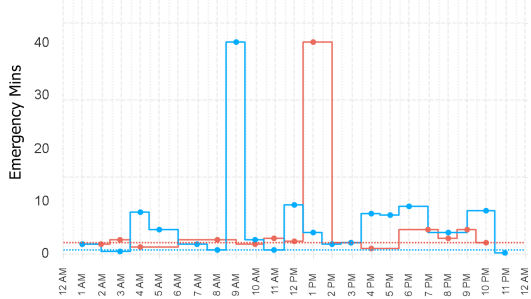
Previous Week Incident Count



Northern Region

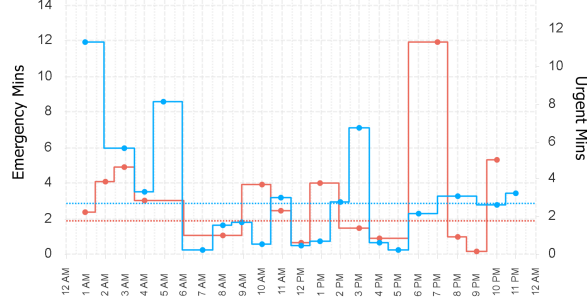
Median Activation Time

Current Month: **Emergency: 2.3** **Urgent: 14.5**



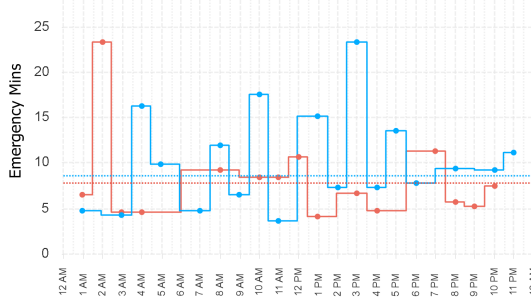
Median Turnout Time

Current Month: **Emergency: 1.9** **Urgent: 2.7**



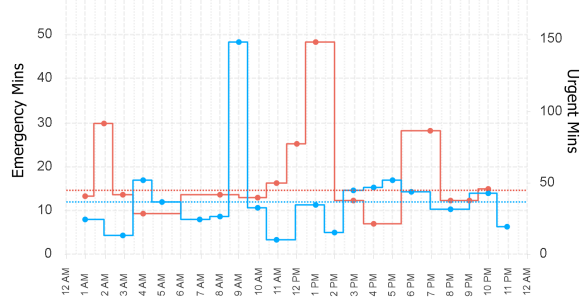
Median Travel Time

Current Month: **Emergency: 7.8** **Urgent: 11.2**

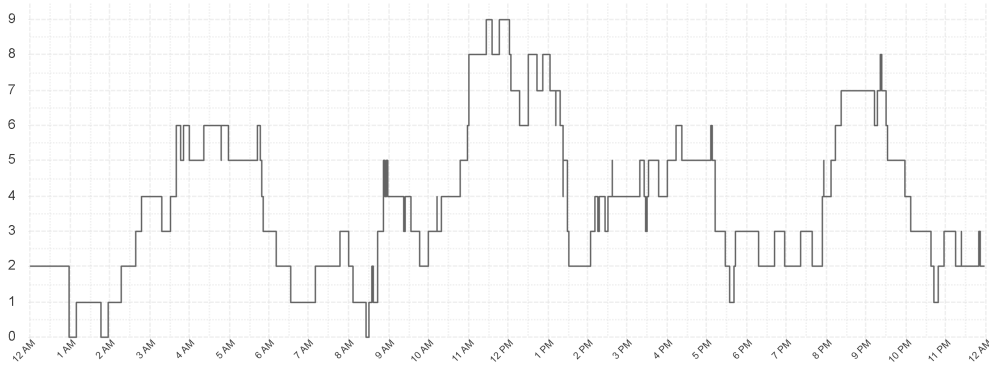


Median Response Time

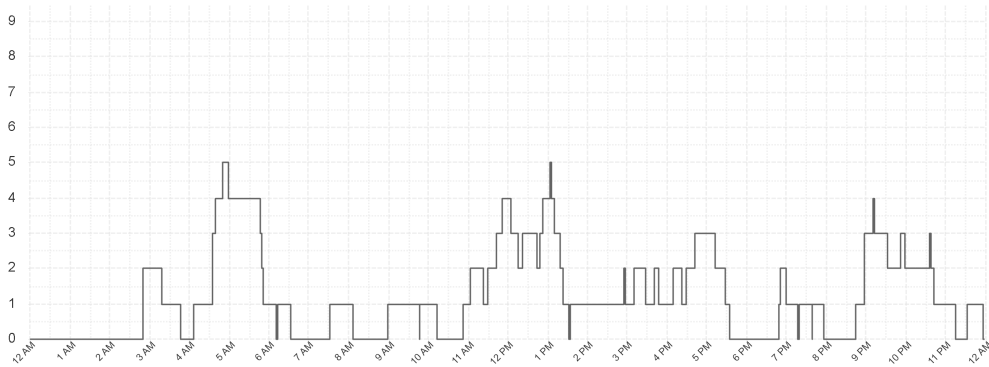
Current Month: **Emergency: 14.6** **Urgent: 37.1**



EMS Utilisation By Hour



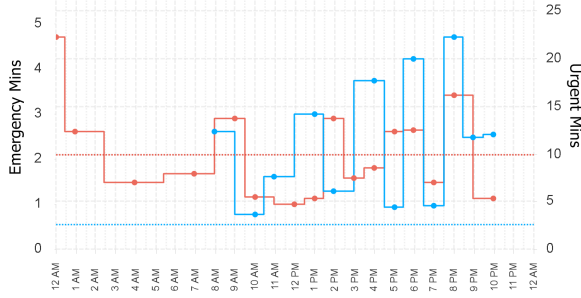
Ambulances at Hospital By Hour



North Western Region

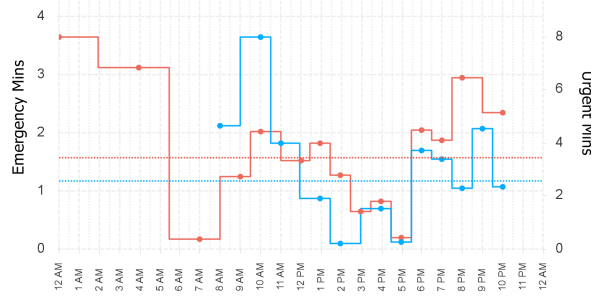
Median Activation Time

Current Month: **Emergency: 2.1** **Urgent: 9.4**



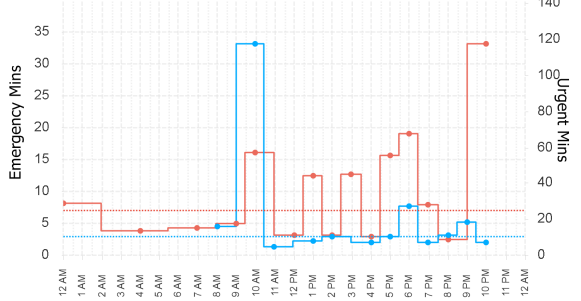
Median Turnout Time

Current Month: **Emergency: 1.6** **Urgent: 2.6**



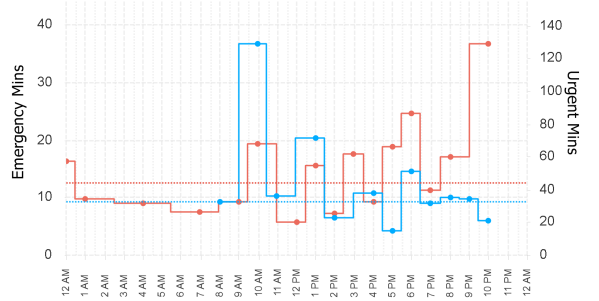
Median Travel Time

Current Month: **Emergency: 7.1** **Urgent: 10.6**

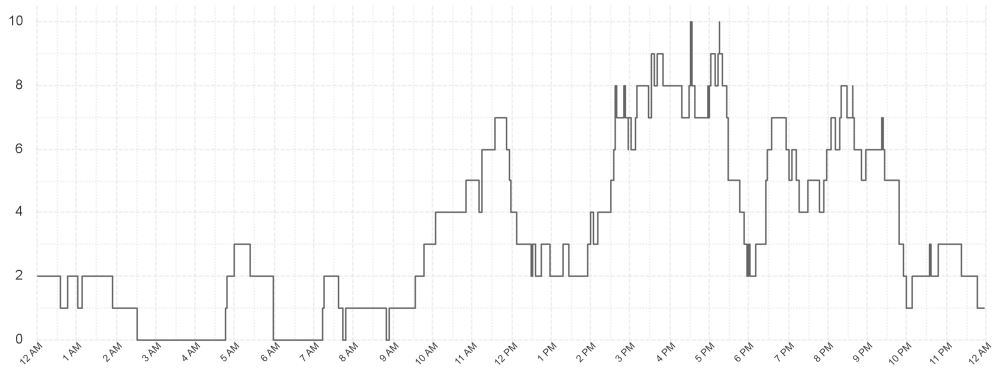


Median Response Time

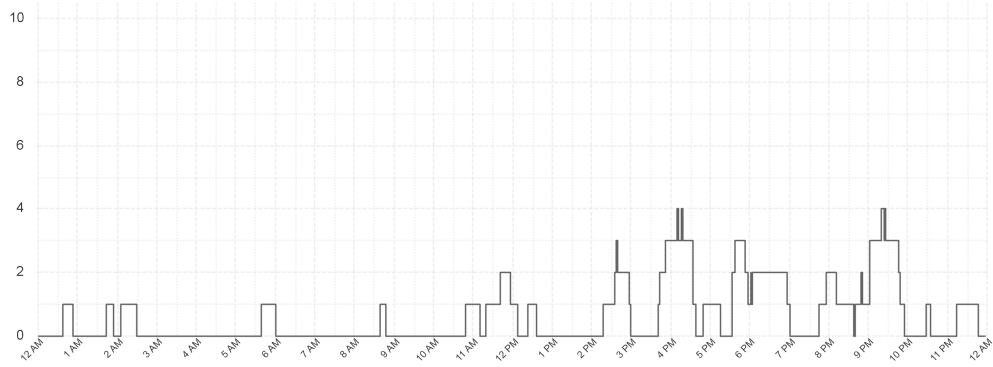
Current Month: **Emergency: 12.5** **Urgent: 32.5**



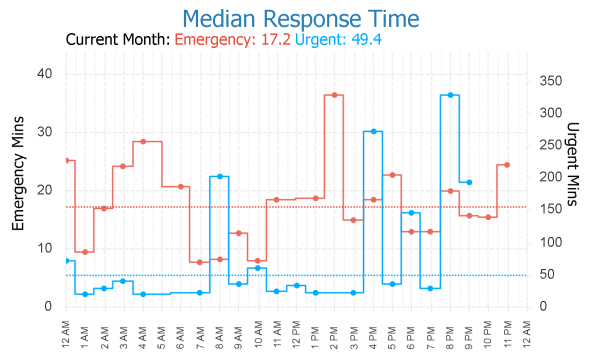
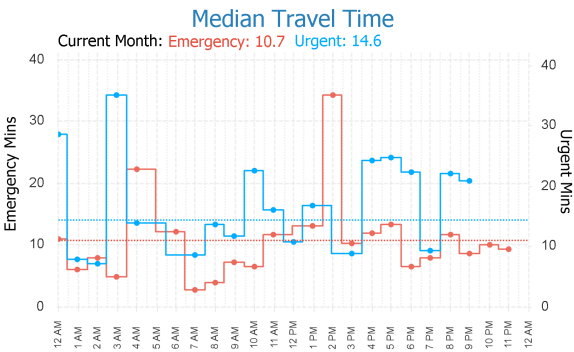
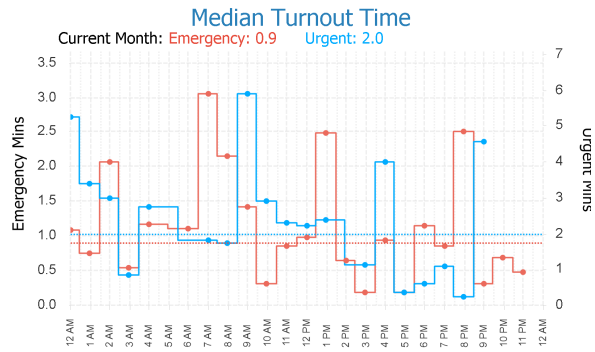
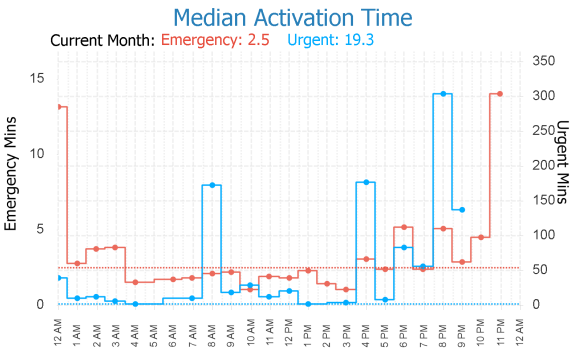
EMS Utilisation By Hour



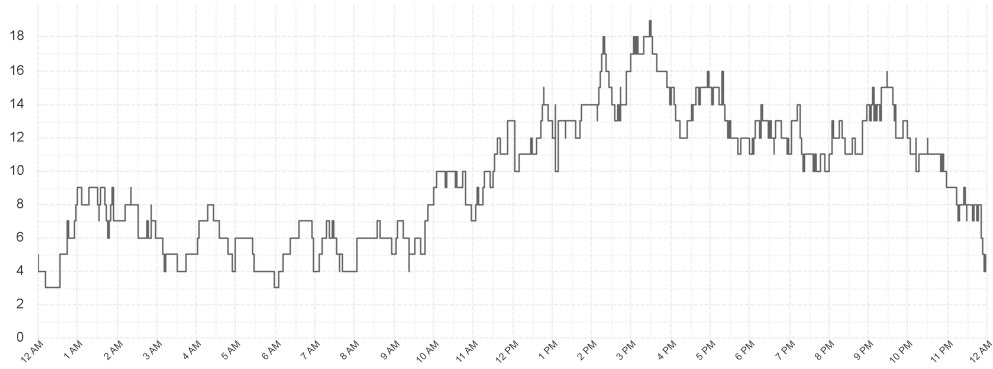
Ambulances at Hospital By Hour



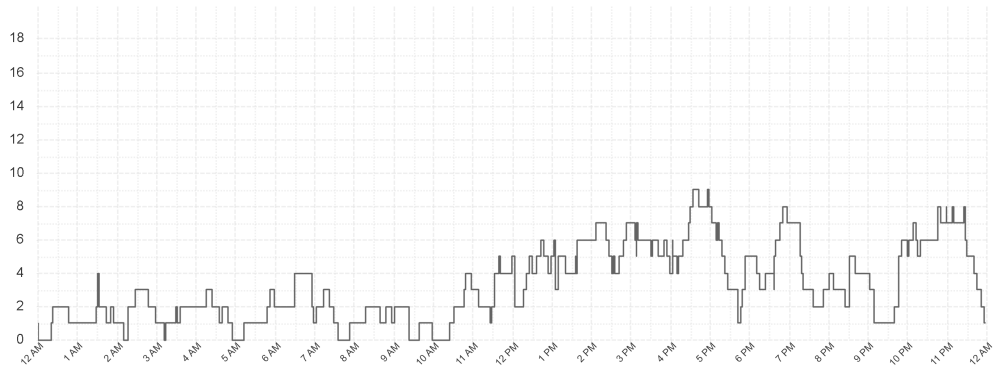
Southern Region



EMS Utilisation By Hour



Ambulances at Hospital By Hour



Outlier Activity

Activation Time Outliers

| Incident Number | Call Time | Region | Initial Priority | Activation Time (mins) |
|-----------------|-----------|--------|------------------|------------------------|
| 000001-22062024 | 12:03 AM | South | I | 31 |
| 000005-22062024 | 12:24 AM | South | I | 20 |
| 000025-22062024 | 2:40 AM | South | I | 7 |
| 000033-22062024 | 3:58 AM | South | I | 6 |
| 000127-22062024 | 11:18 AM | South | I | 5 |
| 000232-22062024 | 4:31 PM | South | I | 9 |
| 000263-22062024 | 5:37 PM | South | I | 6 |
| 000280-22062024 | 6:12 PM | South | I | 7 |
| 000303-22062024 | 6:59 PM | South | I | 6 |
| 000311-22062024 | 7:16 PM | North | I | 7 |
| 000331-22062024 | 8:11 PM | South | I | 6 |
| 000350-22062024 | 8:40 PM | South | I | 11 |
| 000353-22062024 | 8:52 PM | South | I | 7 |
| 000366-22062024 | 9:25 PM | South | I | 5 |
| 000386-22062024 | 10:49 PM | South | I | 7 |
| 000395-22062024 | 11:27 PM | South | I | 14 |

Turnout Time Outliers

| Incident Number | Call Time | Region | Initial Priority | Fleet Number | Turnout Time (mins) |
|-----------------|-----------|--------|------------------|--------------|---------------------|
| 000032-22062024 | 03:49 AM | North | I | 889 | 7 |
| 000060-22062024 | 07:27 AM | South | I | 764 | 6 |
| 000099-22062024 | 10:13 AM | North | I | 889 | 8 |
| 000186-22062024 | 02:09 PM | South | I | 884 | 8 |
| 000311-22062024 | 07:16 PM | North | I | 704 | 24 |
| 000387-22062024 | 10:55 PM | North | I | 889 | 5 |

Glossary

EMS Emergency

An immediately life threatening incident. On-road resources must mobilise as soon as possible and respond using emergency warning devices. Includes: EMS Incident Type, Priority 0 & 1.

EMS Urgent

An incident which should have a clinician on scene within 60 minutes. On-road resources must mobilise as soon as possible but respond without using emergency warning devices.

Includes: EMS Incident Type. Priority 2,3,4.

Other

Non Urgent EMS incidents. Patient Travel and Interfacility Coordination jobs. Search and Rescue jobs

Outliers

Emergency Incidents with Activation and Turnout times greater than 5 minutes.

From: PerformanceReporting@ambulance.tas.gov.au
Sent: Monday, 24 June 2024 5:59 AM
Subject: Ambulance Tasmania Daily Activity Report

Ambulance Tasmania Daily Report: Sun 23 Jun



Current June MERT: 15.5

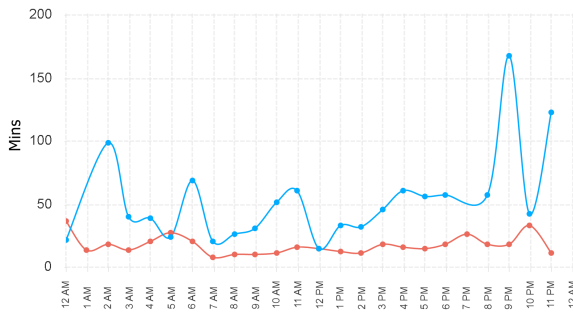
| | Incidents | | | Total |
|---------------|-----------|-------|------------|-------|
| | South | North | North West | |
| EMS Emergency | 68 | 44 | 24 | 136 |
| EMS Urgent | 71 | 37 | 23 | 131 |
| Other | 5 | 9 | 8 | 22 |
| Total | 144 | 90 | 55 | 289 |

| | Median Emergency Performance | | | |
|-----------------|------------------------------|-------|------------|-------|
| | South | North | North West | Total |
| Activation | 2.7 | 2.0 | 1.6 | 2.2 |
| Turnout | 1.6 | 1.0 | 1.7 | 1.5 |
| Travel | 11.4 | 8.5 | 6.0 | 9.2 |
| Response | 18.3 | 15.5 | 11.4 | 16.1 |

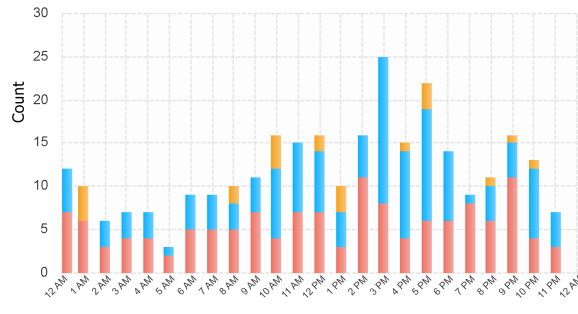
Legend

■ Emergency
 ■ Urgent
 ■ Other

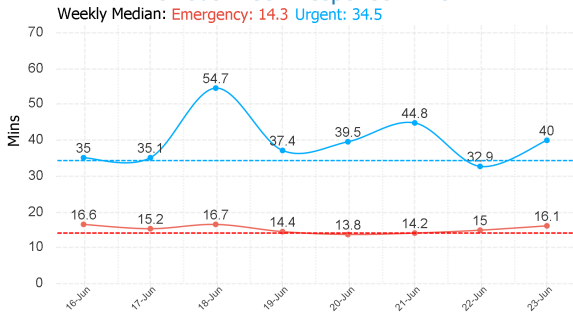
Median Response Time By Hour



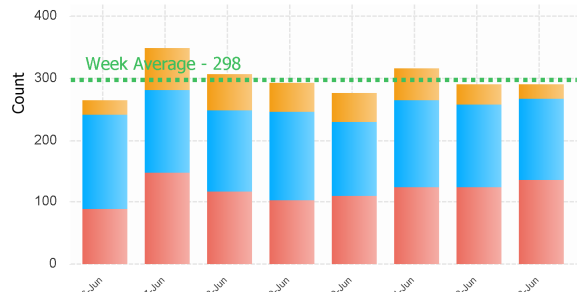
Incident Count by Hour



Previous Week Response Time

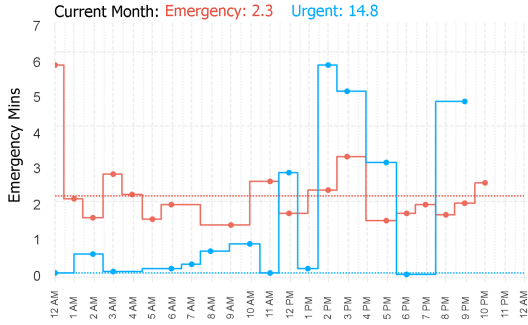


Previous Week Incident Count

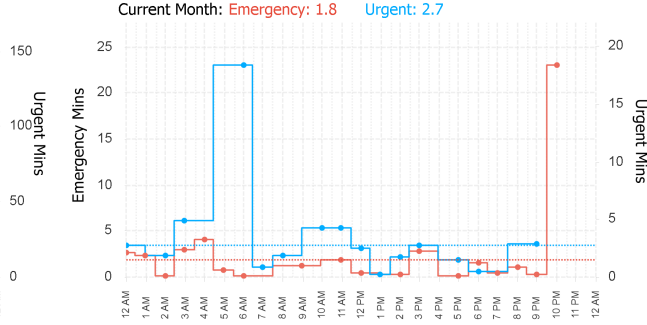


Northern Region

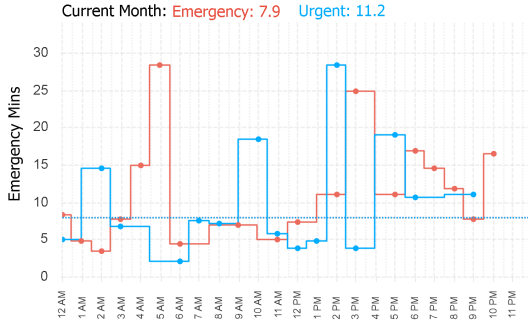
Median Activation Time



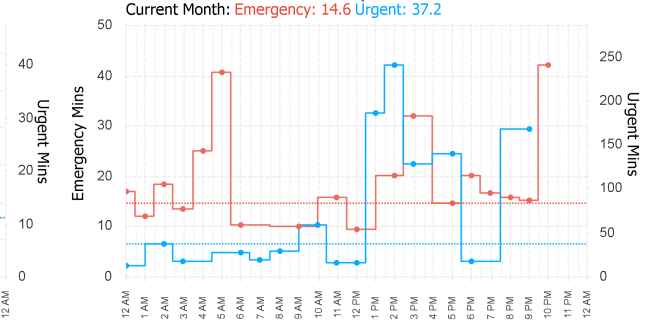
Median Turnout Time



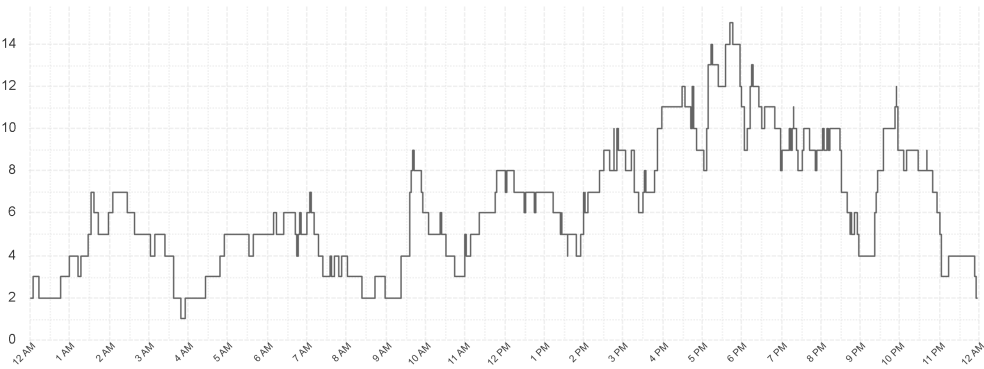
Median Travel Time



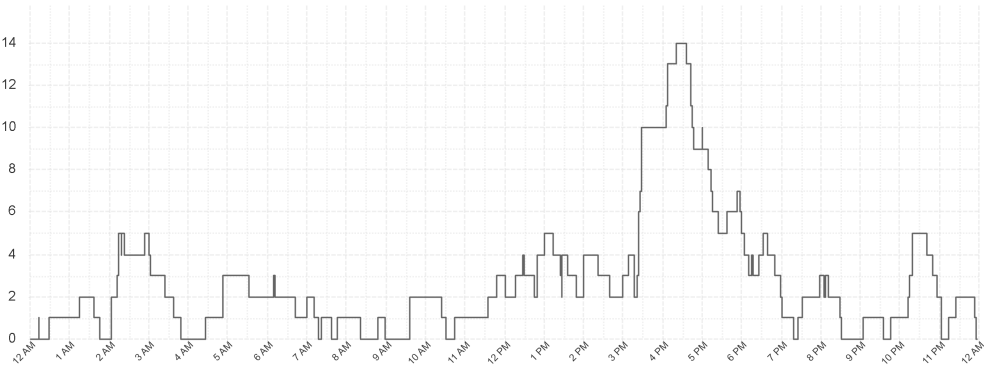
Median Response Time



EMS Utilisation By Hour

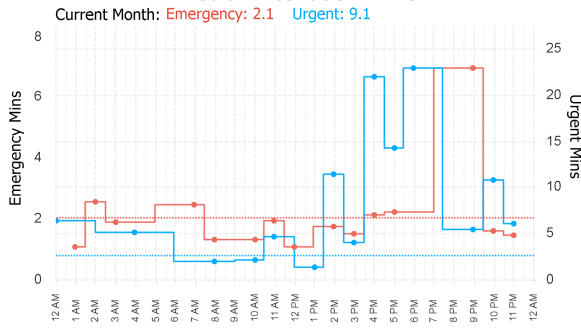


Ambulances at Hospital By Hour

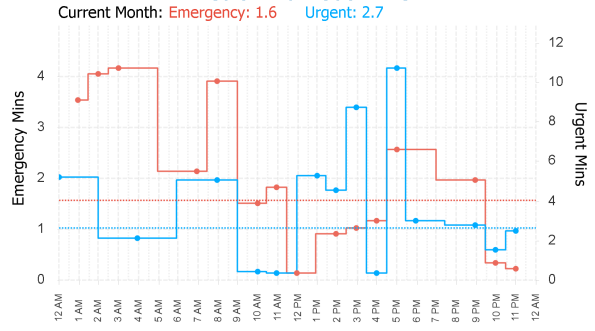


North Western Region

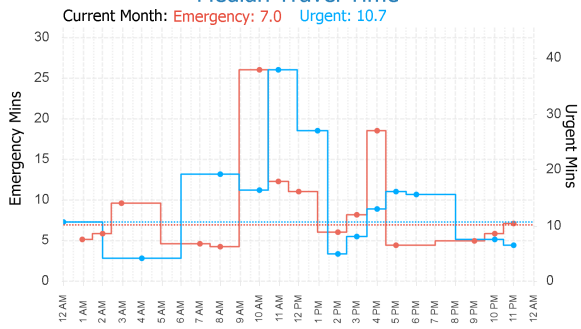
Median Activation Time



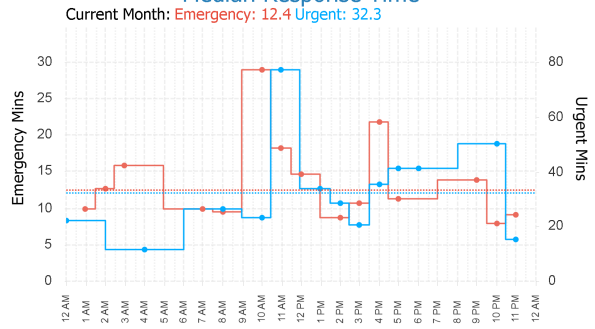
Median Turnout Time



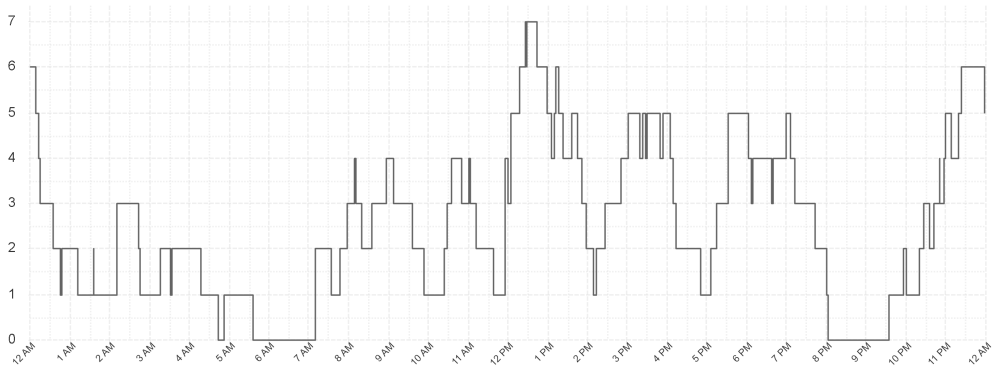
Median Travel Time



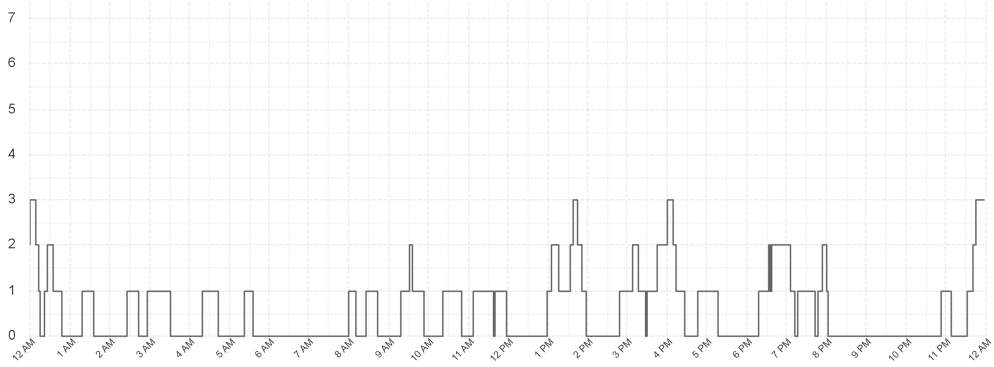
Median Response Time



EMS Utilisation By Hour



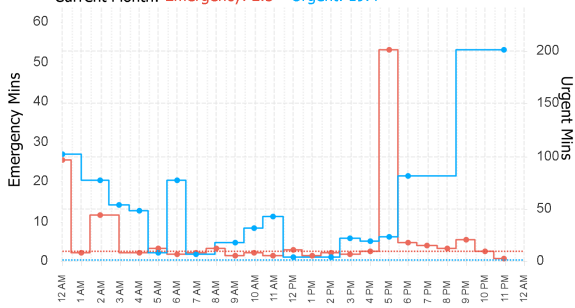
Ambulances at Hospital By Hour



Southern Region

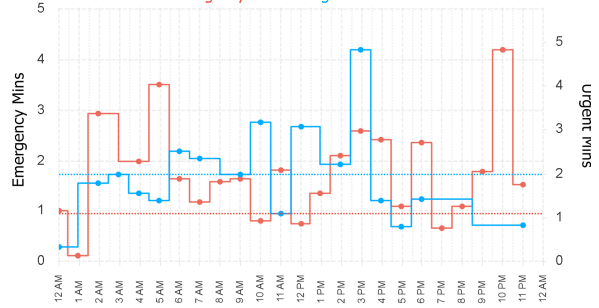
Median Activation Time

Current Month: Emergency: 2.5 Urgent: 19.4



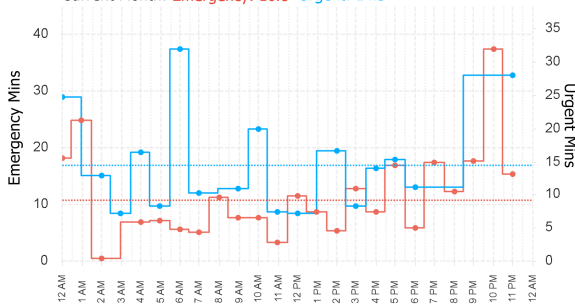
Median Turnout Time

Current Month: Emergency: 0.9 Urgent: 2.0



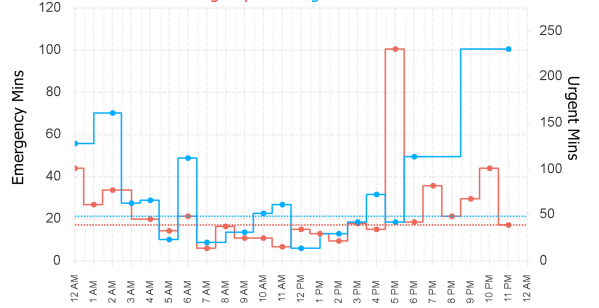
Median Travel Time

Current Month: Emergency: 10.8 Urgent: 14.5

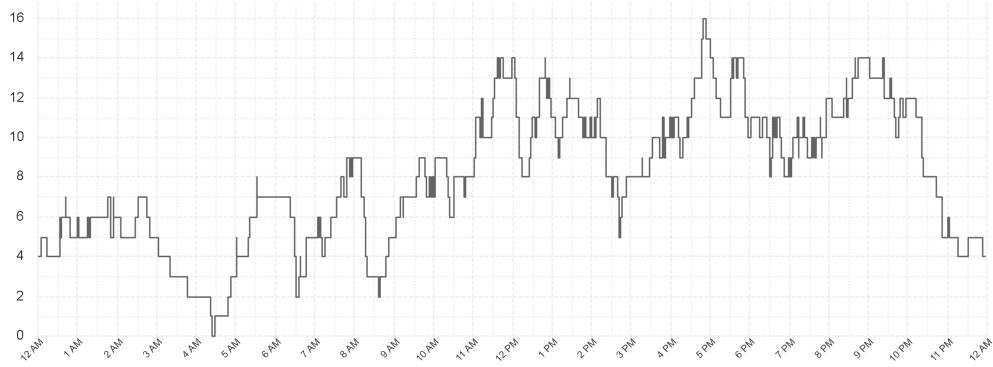


Median Response Time

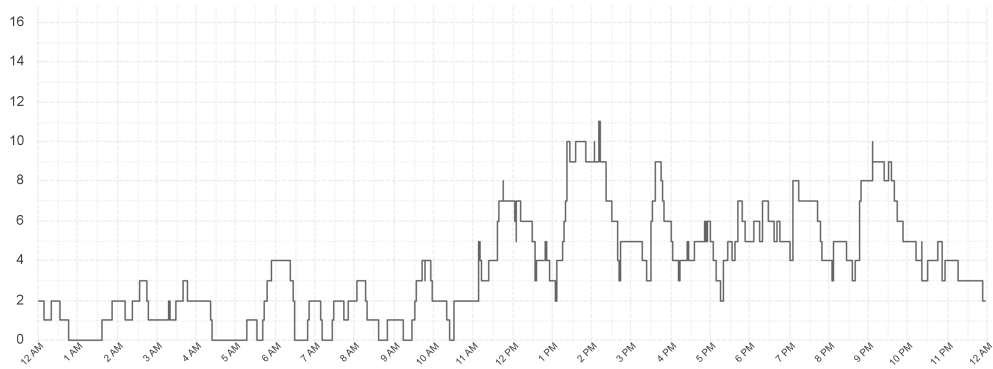
Current Month: Emergency: 17.2 Urgent: 49.2



EMS Utilisation By Hour



Ambulances at Hospital By Hour



Outlier Activity

Activation Time Outliers

| Incident Number | Call Time | Region | Initial Priority | Activation Time (mins) |
|-----------------|-----------|--------|------------------|------------------------|
| 000004-23062024 | 12:08 AM | South | I | 26 |
| 000005-23062024 | 12:13 AM | South | I | 30 |
| 000010-23062024 | 12:36 AM | North | I | 6 |
| 000015-23062024 | 12:49 AM | South | I | 26 |
| 000021-23062024 | 1:23 AM | North | I | 5 |
| 000037-23062024 | 2:18 AM | South | I | 12 |
| 000302-23062024 | 6:15 PM | South | I | 5 |
| 000327-23062024 | 7:35 PM | South | I | 24 |
| 000329-23062024 | 7:38 PM | South | I | 9 |
| 000335-23062024 | 8:11 PM | South | I | 17 |
| 000353-23062024 | 9:20 PM | South | I | 37 |
| 000360-23062024 | 9:25 PM | South | I | 9 |
| 000362-23062024 | 9:27 PM | South | I | 19 |
| 000363-23062024 | 9:29 PM | N West | I | 7 |
| 000368-23062024 | 9:43 PM | South | I | 6 |

Turnout Time Outliers

| Incident Number | Call Time | Region | Initial Priority | Fleet Number | Turnout Time (mins) |
|-----------------|-----------|--------|------------------|--------------|---------------------|
| 000055-23062024 | 04:25 AM | North | I | 889 | 6 |
| 000074-23062024 | 06:47 AM | South | I | 724 | 14 |
| 000360-23062024 | 09:25 PM | South | I | 719 | 6 |
| 000387-23062024 | 10:38 PM | North | I | 783 | 46 |

Glossary

EMS Emergency

An immediately life threatening incident. On-road resources must mobilise as soon as possible and respond using emergency warning devices. Includes: EMS Incident Type. Priority 0 & 1.

EMS Urgent

An incident which should have a clinician on scene within 60 minutes. On-road resources must mobilise as soon as possible but respond without using emergency warning devices.
Includes: EMS Incident Type. Priority 2,3,4.

Other

Non Urgent EMS incidents. Patient Travel and Interfacility Coordination jobs. Search and Rescue jobs

Outliers

Emergency Incidents with Activation and Turnout times greater than 5 minutes.

From: PerformanceReporting@ambulance.tas.gov.au
Sent: Tuesday, 25 June 2024 5:59 AM
Subject: Ambulance Tasmania Daily Activity Report

Ambulance Tasmania Daily Report: Mon 24 Jun



Current June MERT: 15.5

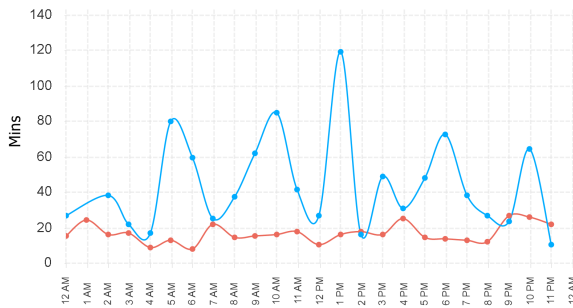
| | Incidents | | | Total |
|---------------|-----------|-------|------------|------------|
| | South | North | North West | |
| EMS Emergency | 74 | 33 | 35 | 142 |
| EMS Urgent | 52 | 37 | 27 | 116 |
| Other | 24 | 18 | 14 | 56 |
| Total | 150 | 88 | 76 | 314 |

| | Median Emergency Performance | | | Total |
|-----------------|------------------------------|-------|------------|-------------|
| | South | North | North West | |
| Activation | 2.1 | 2.0 | 2.8 | 2.2 |
| Turnout | 1.2 | 2.1 | 1.7 | 1.6 |
| Travel | 12.8 | 10.4 | 8.5 | 11.8 |
| Response | 18.1 | 14.7 | 14.3 | 16.7 |

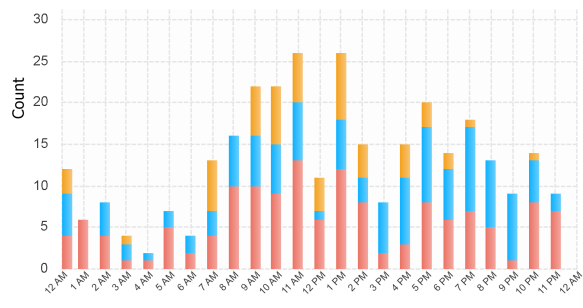
Legend

■ Emergency
 ■ Urgent
 ■ Other

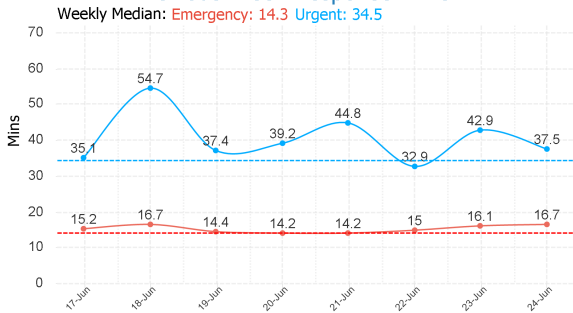
Median Response Time By Hour



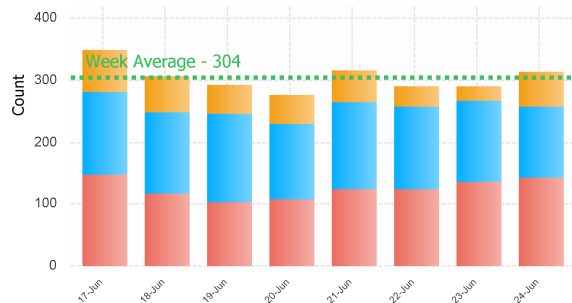
Incident Count by Hour



Previous Week Response Time

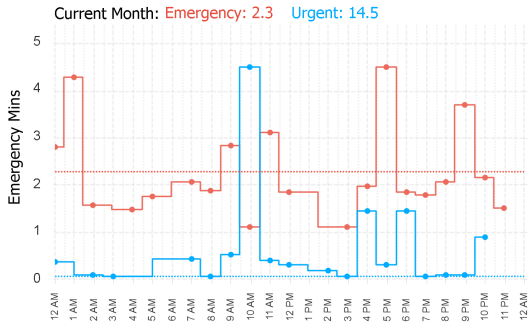


Previous Week Incident Count

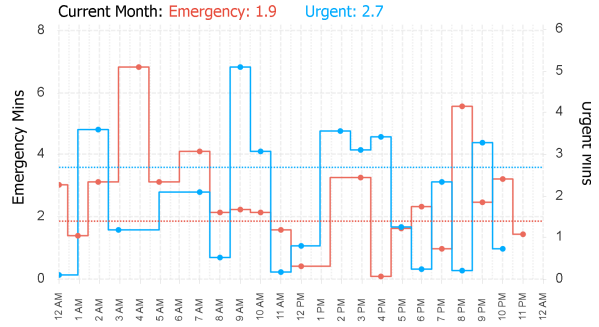


Northern Region

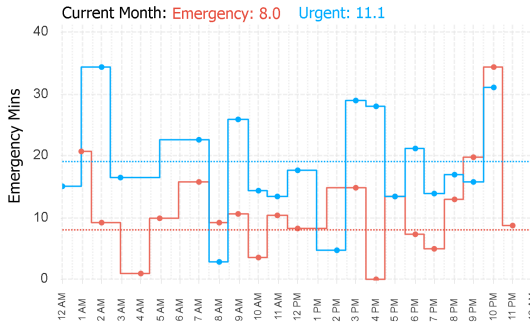
Median Activation Time



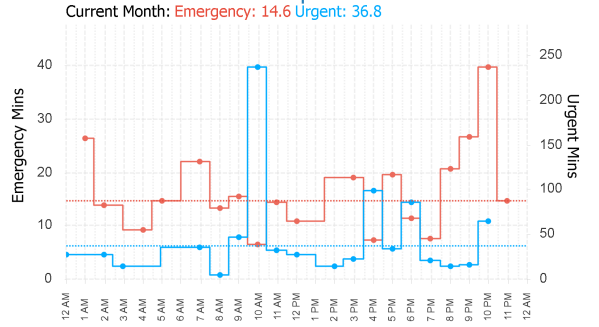
Median Turnout Time



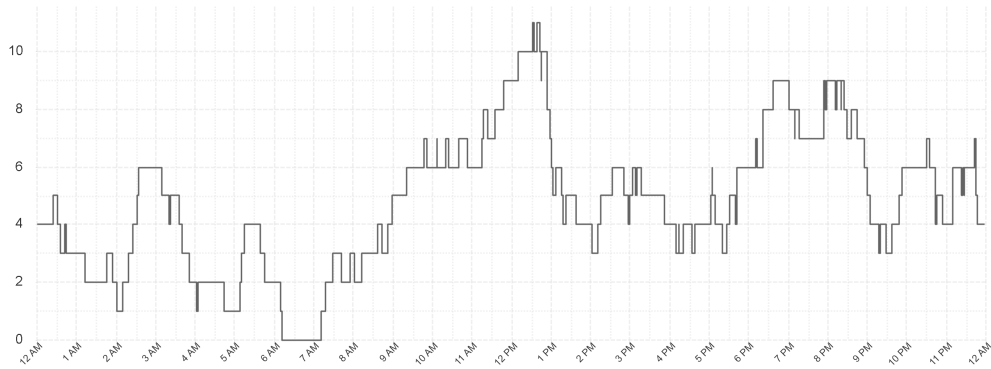
Median Travel Time



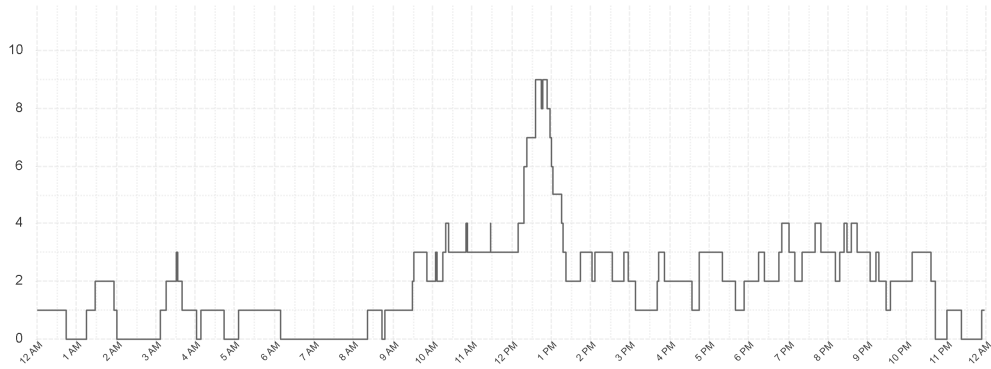
Median Response Time



EMS Utilisation By Hour

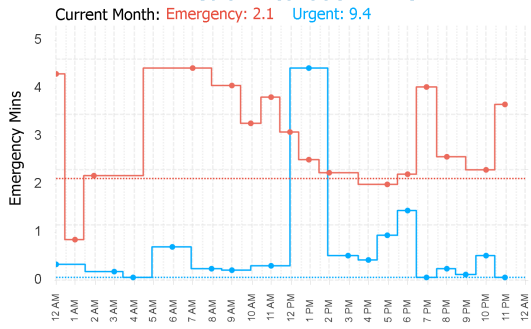


Ambulances at Hospital By Hour

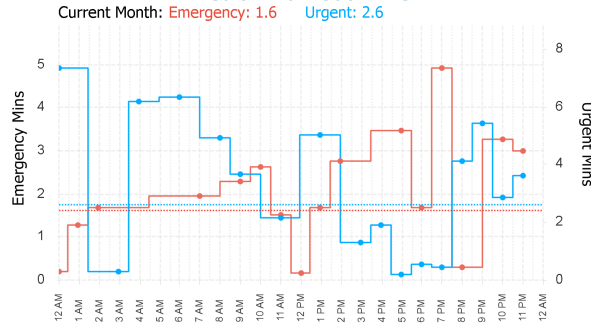


North Western Region

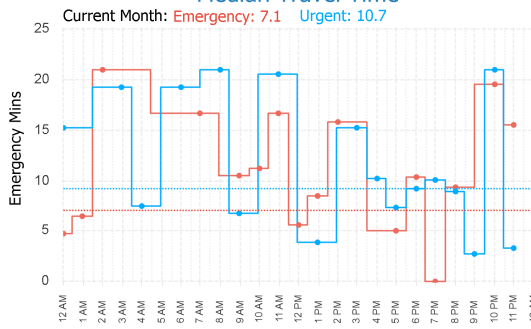
Median Activation Time



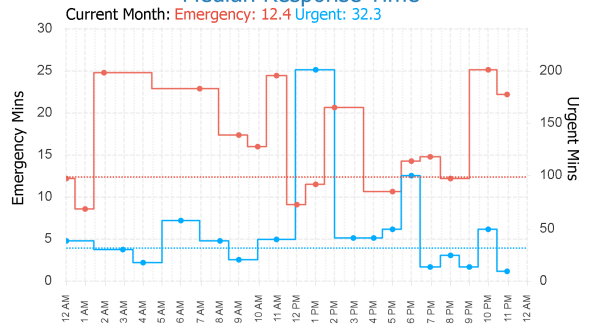
Median Turnout Time



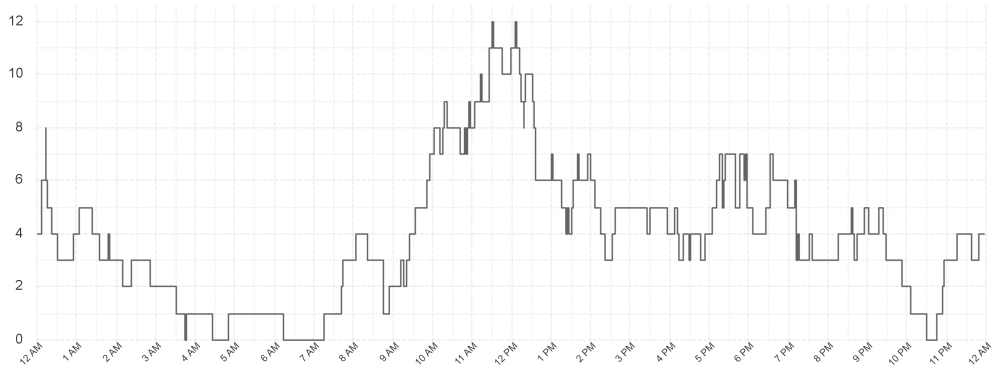
Median Travel Time



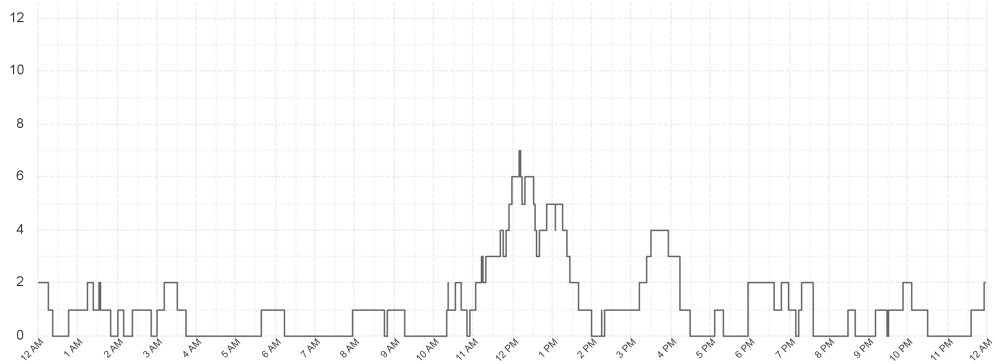
Median Response Time



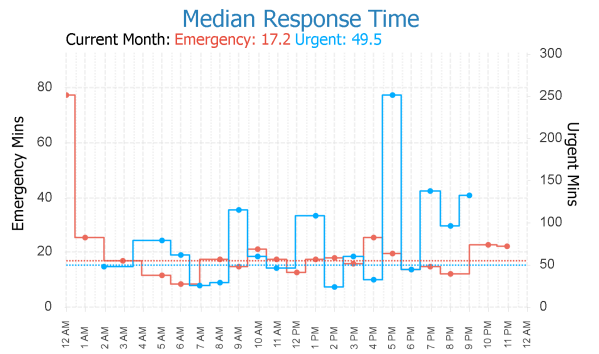
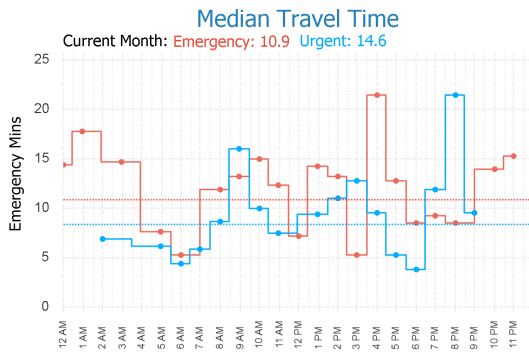
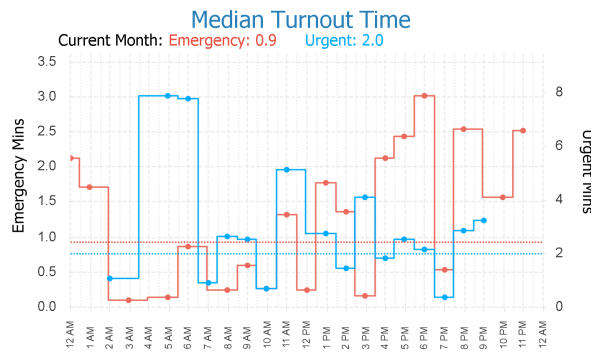
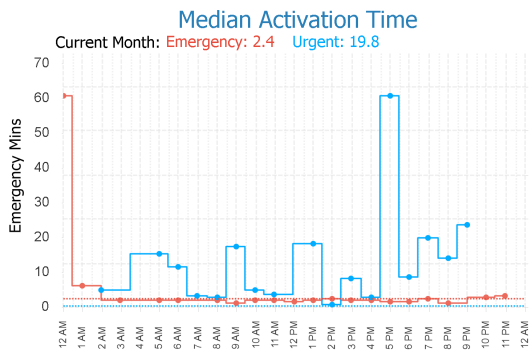
EMS Utilisation By Hour



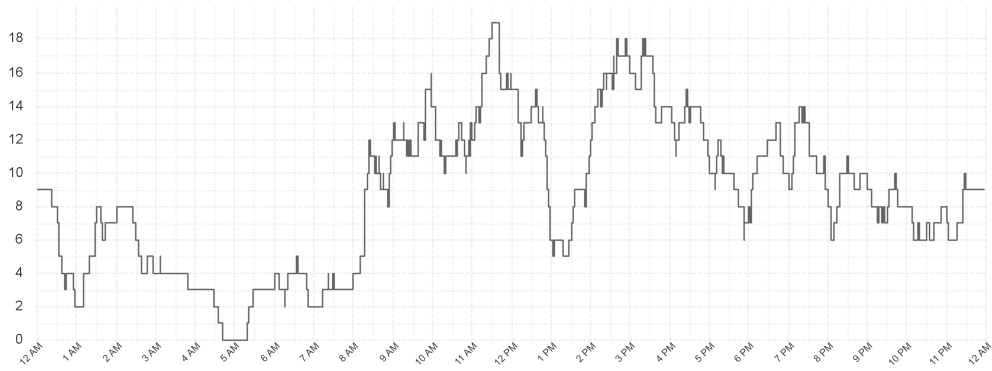
Ambulances at Hospital By Hour



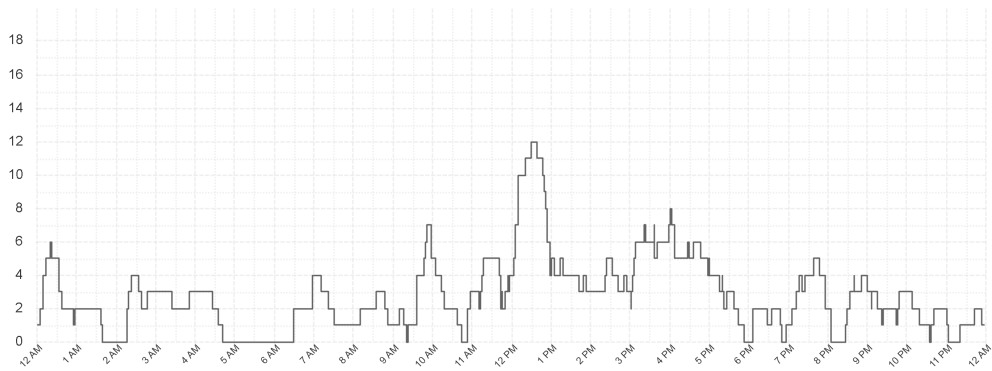
Southern Region



EMS Utilisation By Hour



Ambulances at Hospital By Hour



Outlier Activity

Activation Time Outliers

| Incident Number | Call Time | Region | Initial Priority | Activation Time (mins) |
|-----------------|-----------|--------|------------------|------------------------|
| 000003-24062024 | 12:10 AM | N West | I | 5 |
| 000004-24062024 | 12:11 AM | South | I | 61 |
| 000021-24062024 | 1:04 AM | South | I | 7 |
| 000024-24062024 | 1:16 AM | South | I | 5 |
| 000026-24062024 | 1:19 AM | South | I | 11 |
| 000069-24062024 | 7:36 AM | N West | I | 7 |
| 000154-24062024 | 11:08 AM | N West | I | 6 |
| 000231-24062024 | 2:24 PM | South | I | 6 |
| 000383-24062024 | 10:35 PM | South | I | 6 |
| 000405-24062024 | 11:38 PM | South | I | 18 |

Turnout Time Outliers

| Incident Number | Call Time | Region | Initial Priority | Fleet Number | Turnout Time (mins) |
|-----------------|-----------|--------|------------------|--------------|---------------------|
| 000026-24062024 | 01:19 AM | South | I | 764 | 6 |
| 000051-24062024 | 04:04 AM | North | I | 740 | 7 |
| 000229-24062024 | 02:18 PM | South | I | 718 | 6 |
| 000351-24062024 | 08:12 PM | North | I | 799 | 6 |
| 000405-24062024 | 11:38 PM | South | I | 746 | 7 |

Glossary

EMS Emergency

An immediately life threatening incident. On-road resources must mobilise as soon as possible and respond using emergency warning devices.
Includes: EMS Incident Type. Priority 0 & 1.

EMS Urgent

An incident which should have a clinician on scene within 60 minutes. On-road resources must mobilise as soon as possible but respond without using emergency warning devices.
Includes: EMS Incident Type. Priority 2,3,4.

Other

Non Urgent EMS incidents. Patient Travel and Interfacility Coordination jobs. Search and Rescue jobs

Outliers

Emergency Incidents with Activation and Turnout times greater than 5 minutes.

From: PerformanceReporting@ambulance.tas.gov.au
 Sent: Wednesday, 26 June 2024 5:59 AM
 Subject: Ambulance Tasmania Daily Activity Report

Ambulance Tasmania Daily Report: Tue 25 Jun



Current June MERT: 15.4

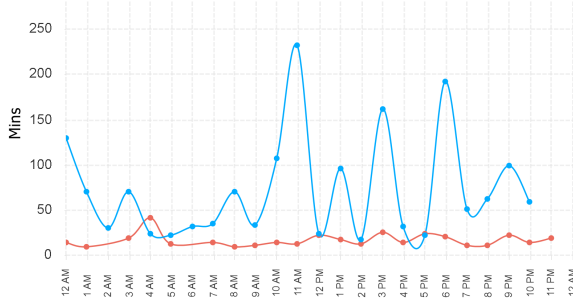
| | Incidents | | | Total |
|---------------|------------|------------|------------|------------|
| | South | North | North West | |
| EMS Emergency | 63 | 39 | 31 | 133 |
| EMS Urgent | 60 | 44 | 33 | 137 |
| Other | 18 | 22 | 9 | 49 |
| Total | 141 | 105 | 73 | 319 |

| | Median Emergency Performance | | | |
|-----------------|------------------------------|-------------|-------------|-------------|
| | South | North | North West | Total |
| Activation | 1.9 | 2.1 | 2.0 | 2.0 |
| Turnout | 0.6 | 1.9 | 2.0 | 1.5 |
| Travel | 9.7 | 9.7 | 5.1 | 9.3 |
| Response | 14.6 | 15.0 | 10.7 | 14.0 |

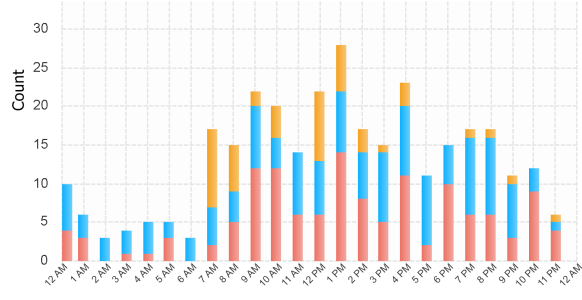
Legend

Emergency Urgent Other

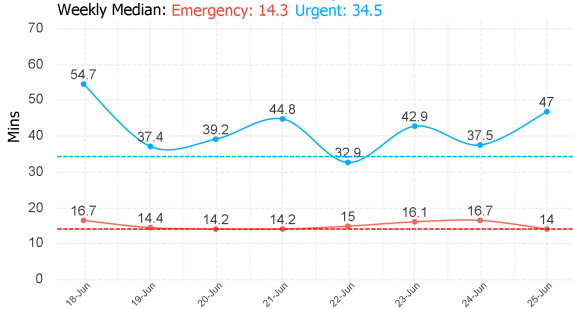
Median Response Time By Hour



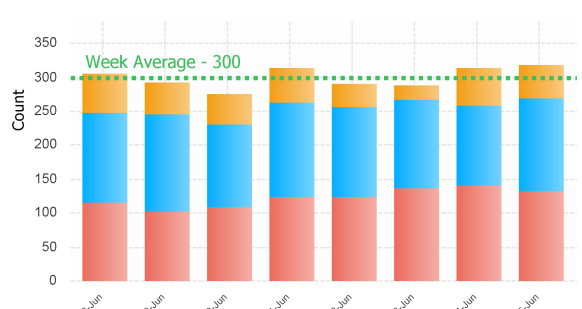
Incident Count by Hour



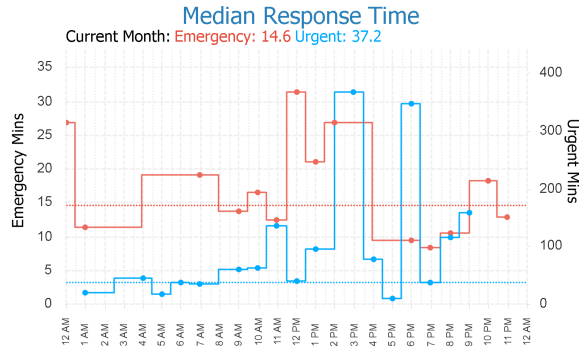
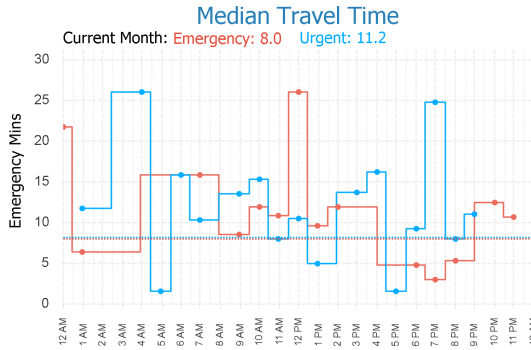
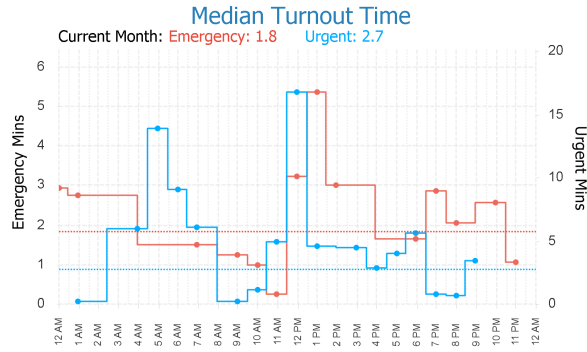
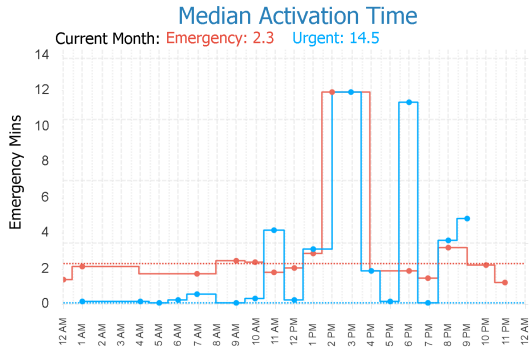
Previous Week Response Time



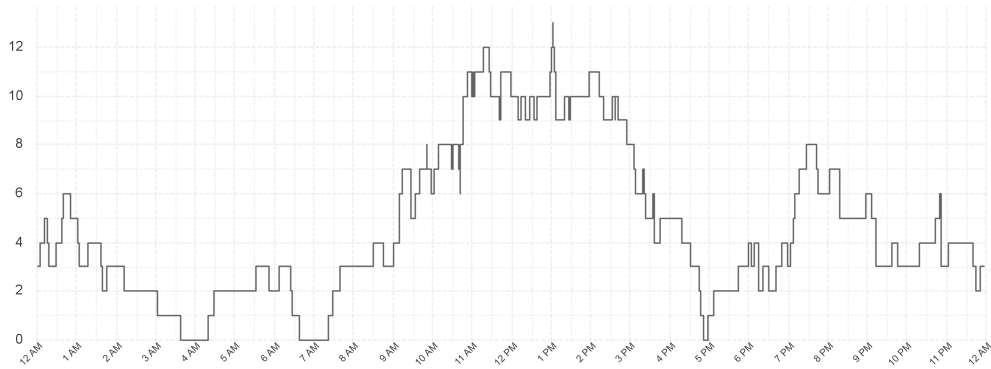
Previous Week Incident Count



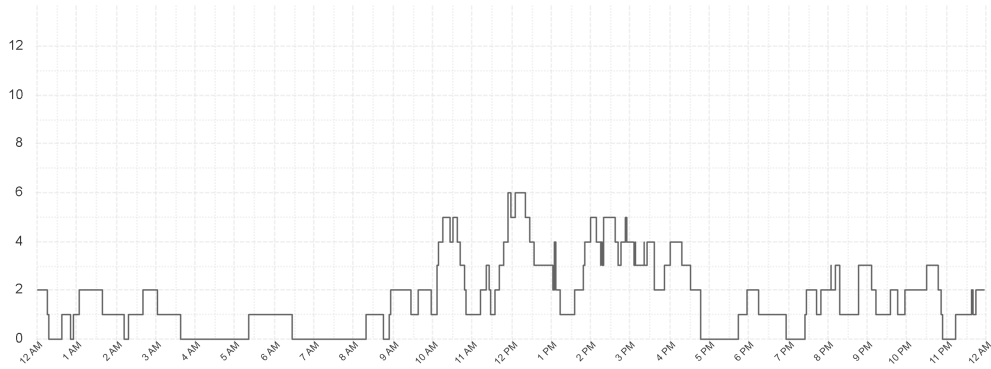
Northern Region



EMS Utilisation By Hour

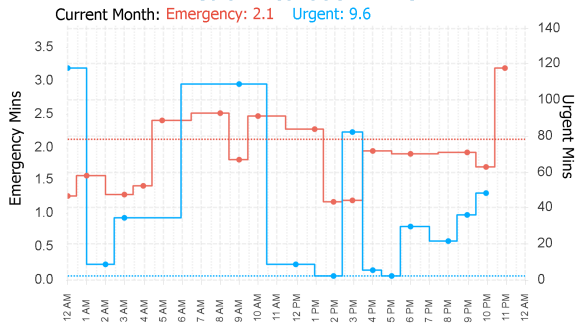


Ambulances at Hospital By Hour

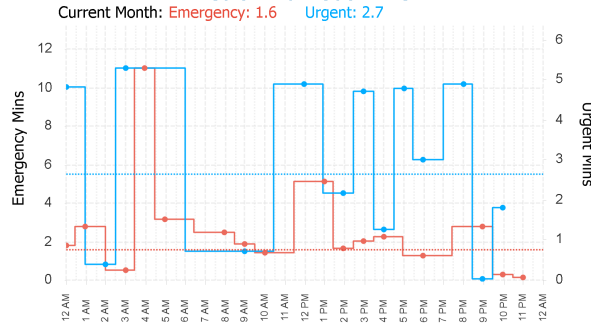


North Western Region

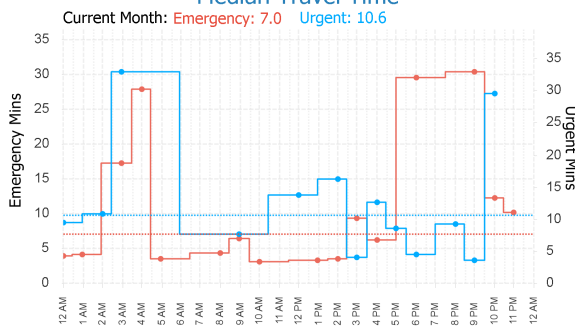
Median Activation Time



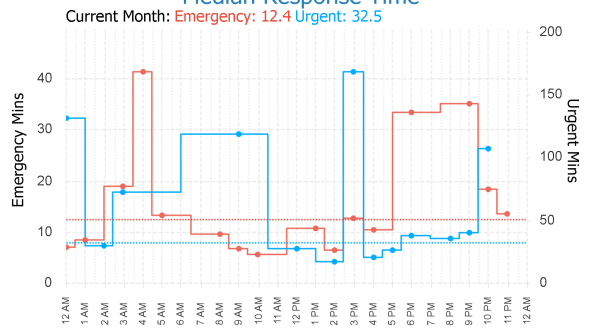
Median Turnout Time



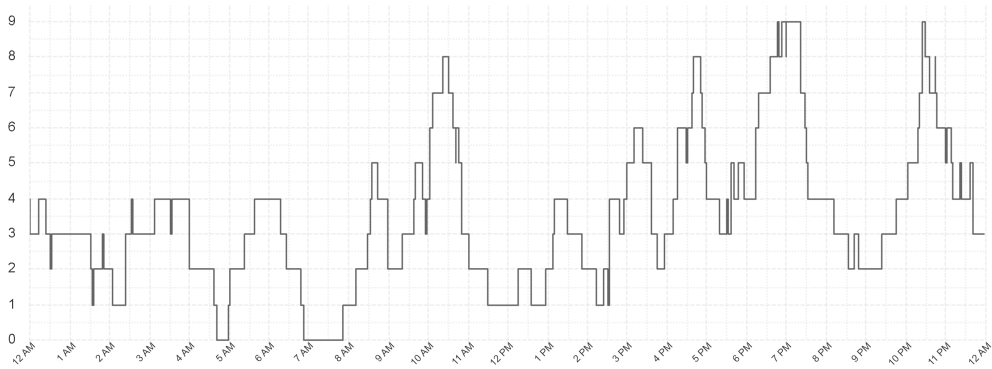
Median Travel Time



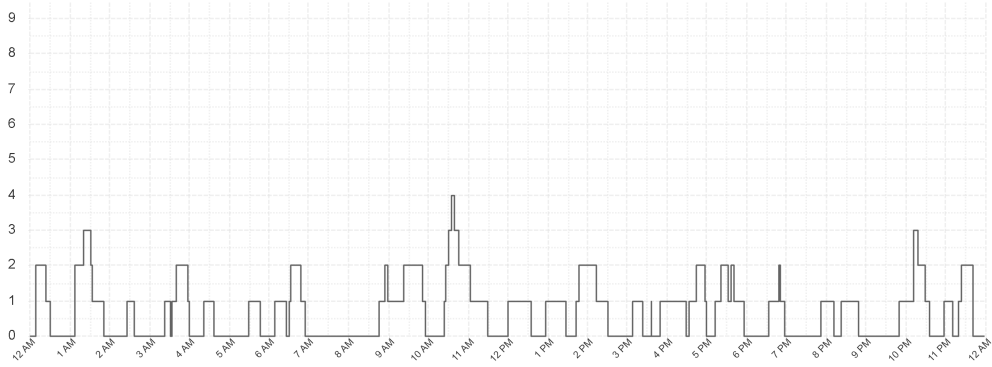
Median Response Time



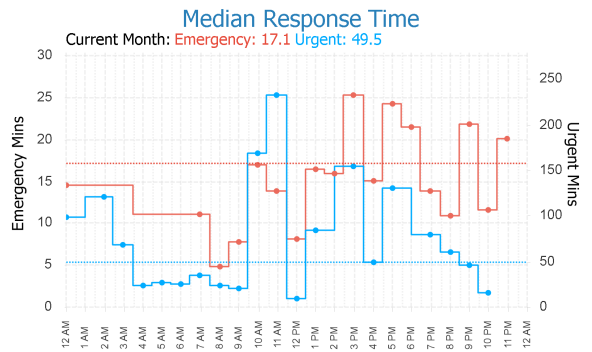
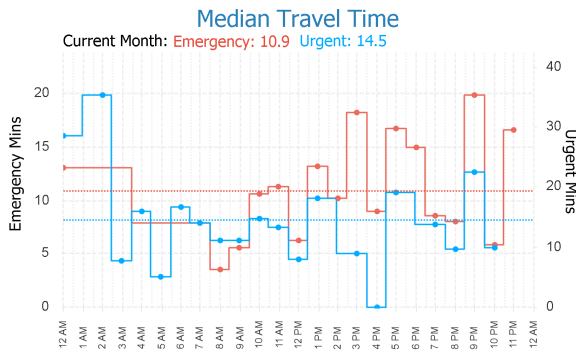
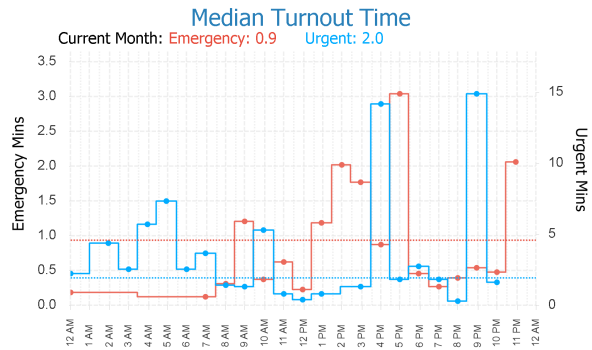
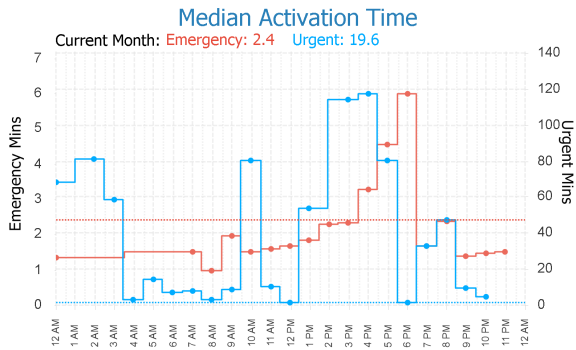
EMS Utilisation By Hour



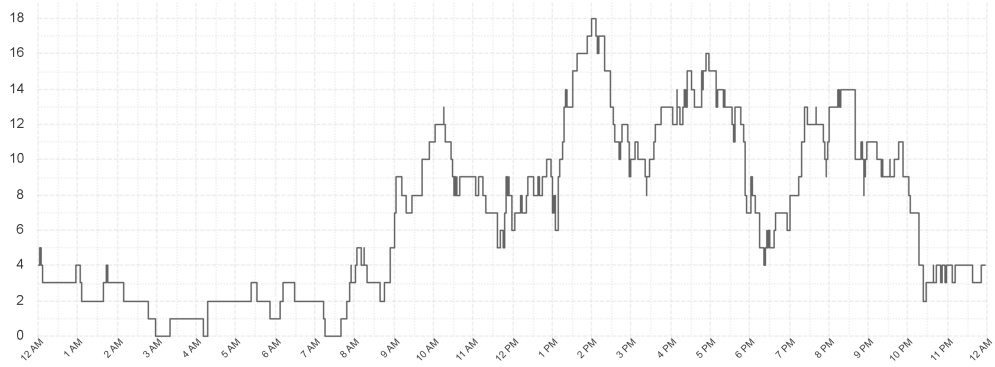
Ambulances at Hospital By Hour



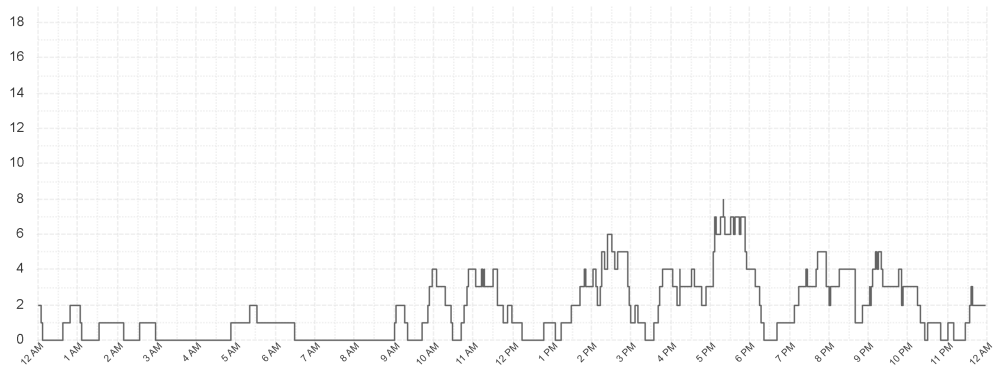
Southern Region



EMS Utilisation By Hour



Ambulances at Hospital By Hour



Outlier Activity

Activation Time Outliers

| Incident Number | Call Time | Region | Initial Priority | Activation Time (mins) |
|-----------------|-----------|--------|------------------|------------------------|
| 000200-25062024 | 1:50 PM | North | I | 9 |
| 000215-25062024 | 2:18 PM | North | I | 22 |
| 000320-25062024 | 6:54 PM | South | I | 9 |

Turnout Time Outliers

| Incident Number | Call Time | Region | Initial Priority | Fleet Number | Turnout Time (mins) |
|-----------------|-----------|--------|------------------|--------------|---------------------|
| 000032-25062024 | 04:59 AM | N West | I | 721 | 11 |
| 000176-25062024 | 01:02 PM | North | I | 753 | 11 |
| 000181-25062024 | 01:07 PM | N West | I | 749 | 5 |
| 000186-25062024 | 01:12 PM | North | I | 701 | 5 |
| 000190-25062024 | 01:17 PM | North | I | 743 | 9 |
| 000192-25062024 | 01:19 PM | South | I | 875 | 7 |
| 000254-25062024 | 04:06 PM | South | I | 718 | 10 |

Glossary

EMS Emergency

An immediately life threatening incident. On-road resources must mobilise as soon as possible and respond using emergency warning devices. Includes: EMS Incident Type. Priority 0 & 1.

EMS Urgent

An incident which should have a clinician on scene within 60 minutes. On-road resources must mobilise as soon as possible but respond without using emergency warning devices. Includes: EMS Incident Type. Priority 2,3,4.

Other

Non Urgent EMS incidents. Patient Travel and Interfacility Coordination jobs. Search and Rescue jobs

Outliers

Emergency Incidents with Activation and Turnout times greater than 5 minutes.

From: PerformanceReporting@ambulance.tas.gov.au
Sent: Thursday, 27 June 2024 11:53 AM
Subject: Ambulance Tasmania Daily Activity Report

Ambulance Tasmania Daily Report: Wed 26 Jun



Current June MERT: 15.3

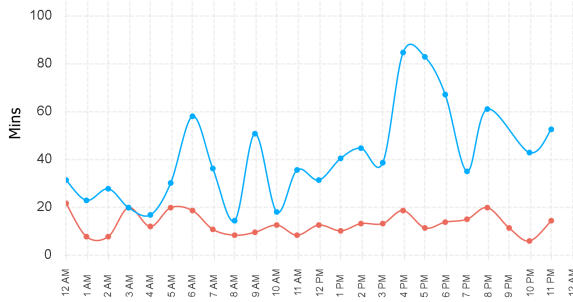
| | Incidents | | | Total |
|---------------|-----------|-------|------------|-------|
| | South | North | North West | |
| EMS Emergency | 70 | 38 | 32 | 140 |
| EMS Urgent | 62 | 23 | 28 | 113 |
| Other | 19 | 18 | 10 | 47 |
| Total | 151 | 79 | 70 | 300 |

| | Median Emergency Performance | | | Total |
|-----------------|------------------------------|-------|------------|-------|
| | South | North | North West | |
| Activation | 2.4 | 1.8 | 1.8 | 2.2 |
| Turnout | 0.9 | 1.4 | 1.6 | 1.4 |
| Travel | 8.9 | 7.4 | 5.4 | 7.5 |
| Response | 14.0 | 12.5 | 10.6 | 12.9 |

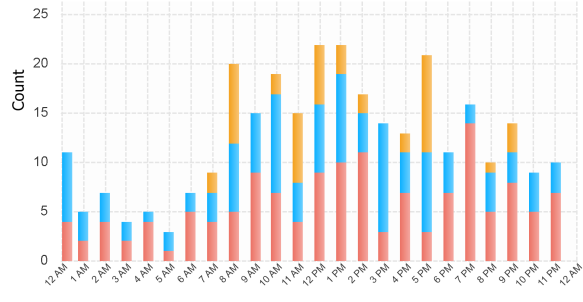
Legend

■ Emergency
 ■ Urgent
 ■ Other

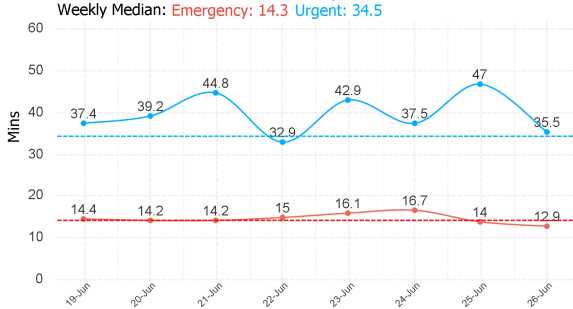
Median Response Time By Hour



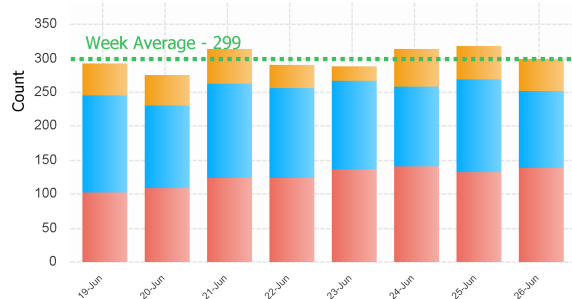
Incident Count by Hour



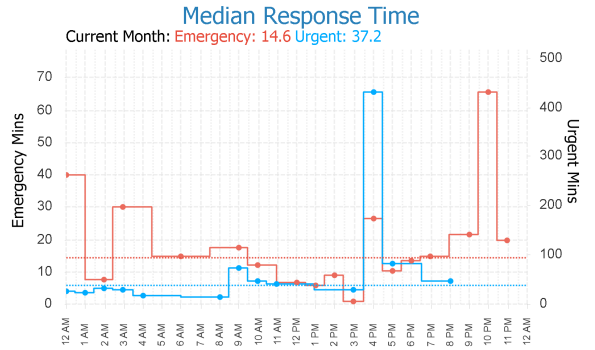
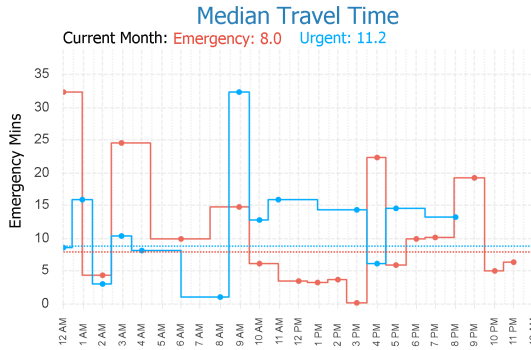
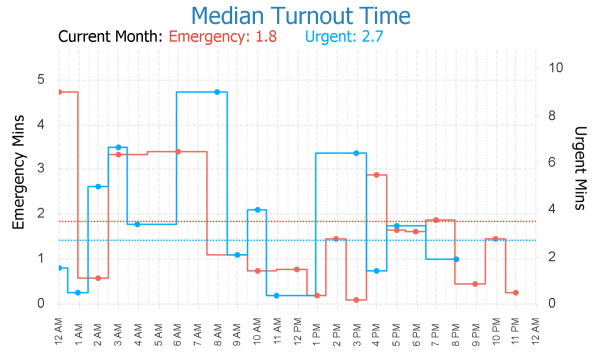
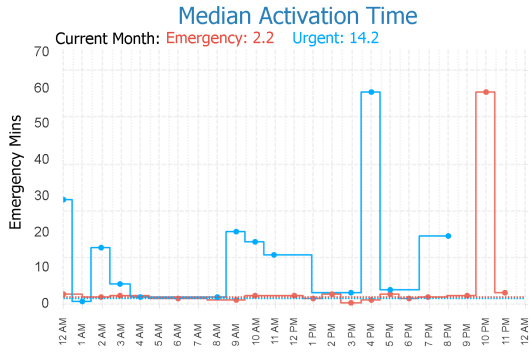
Previous Week Response Time



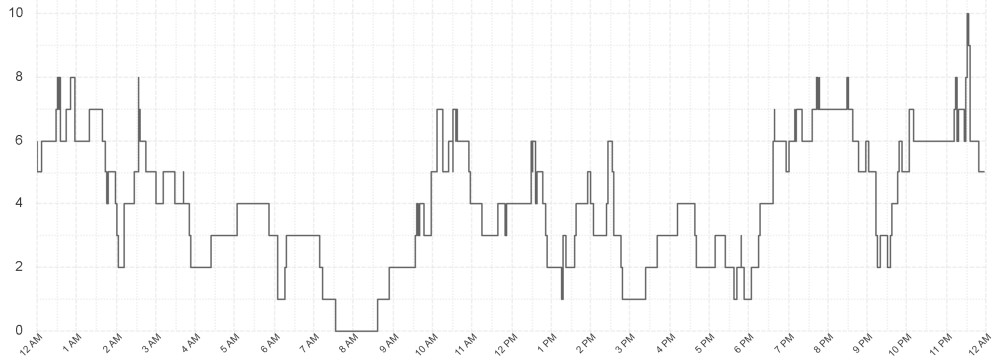
Previous Week Incident Count



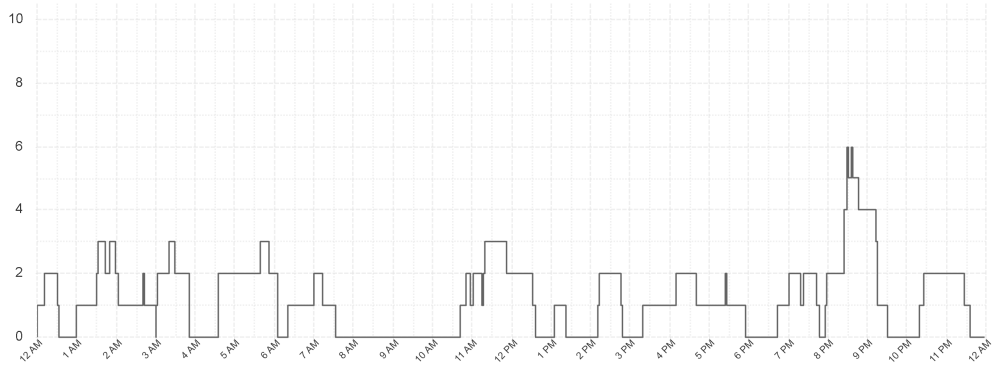
Northern Region



EMS Utilisation By Hour

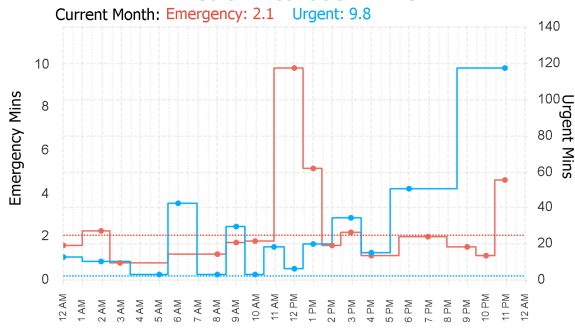


Ambulances at Hospital By Hour

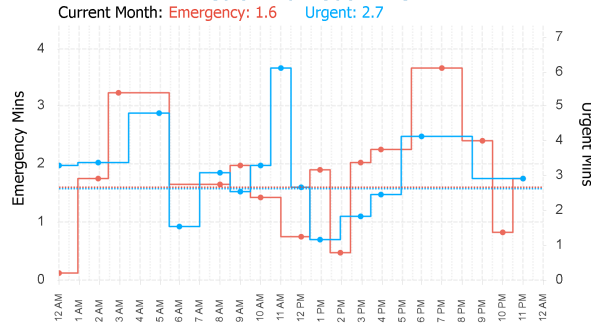


North Western Region

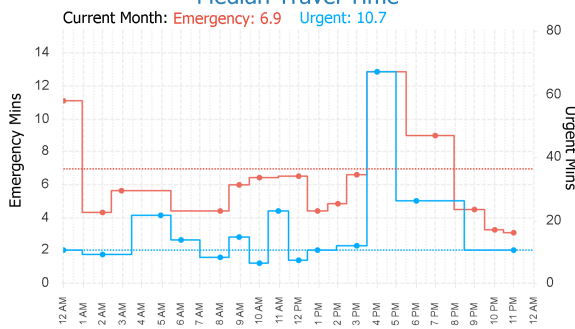
Median Activation Time



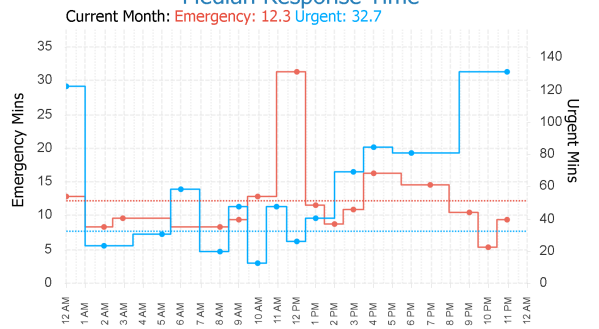
Median Turnout Time



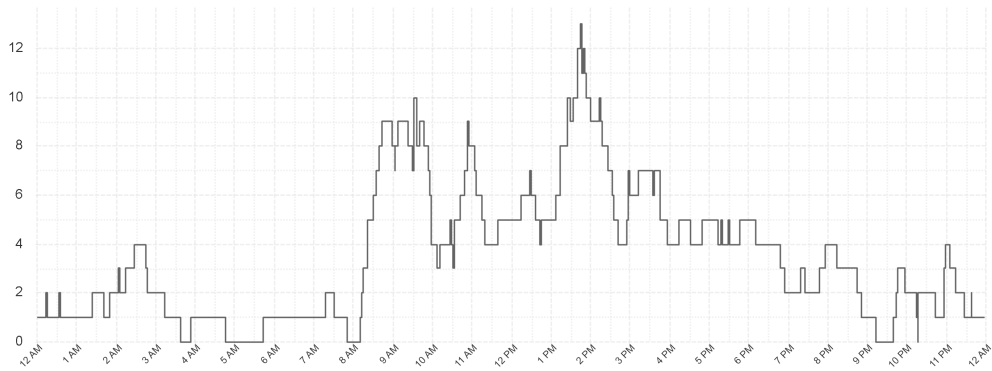
Median Travel Time



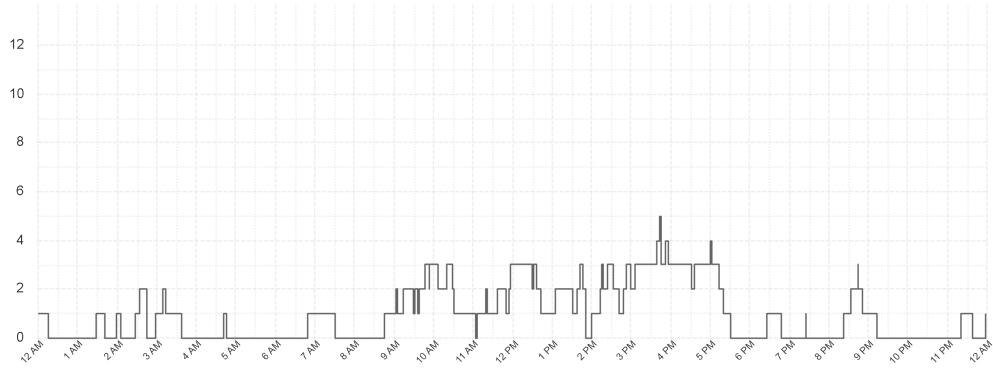
Median Response Time



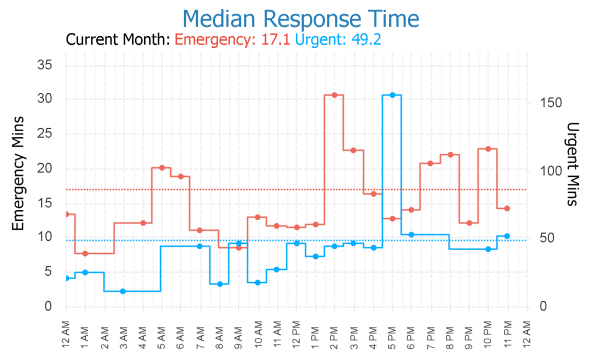
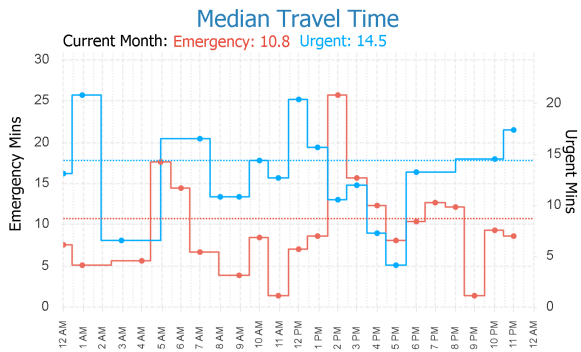
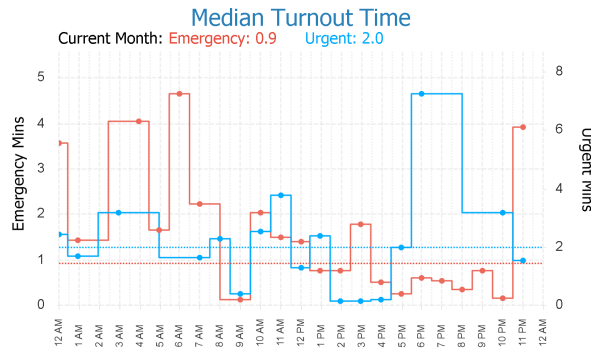
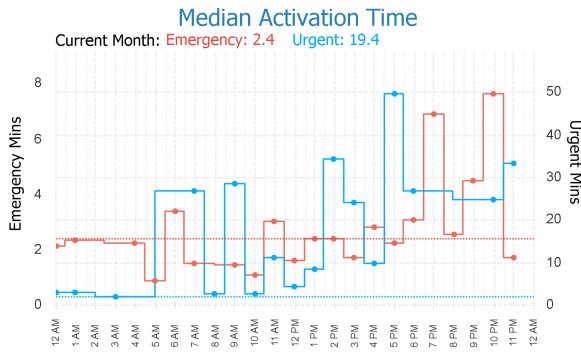
EMS Utilisation By Hour



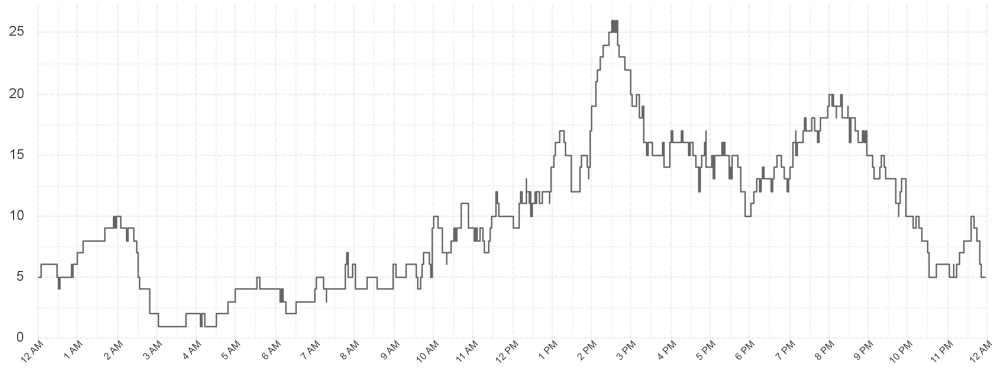
Ambulances at Hospital By Hour



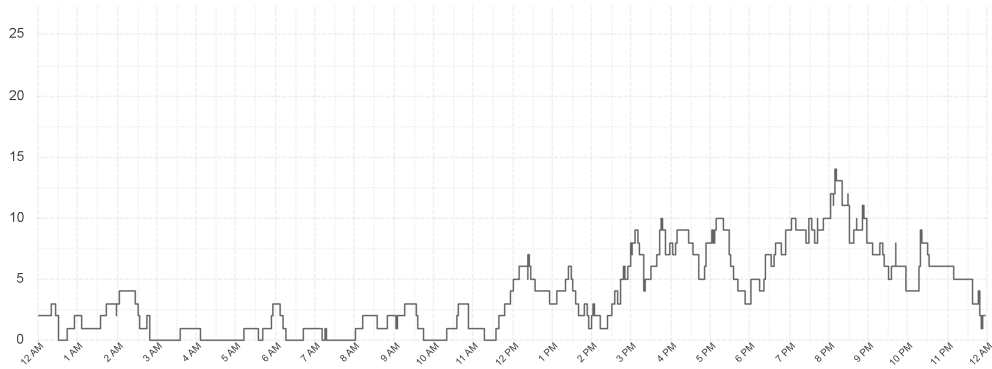
Southern Region



EMS Utilisation By Hour



Ambulances at Hospital By Hour



Outlier Activity

Activation Time Outliers

| Incident Number | Call Time | Region | Initial Priority | Activation Time (mins) |
|-----------------|-----------|--------|------------------|------------------------|
| 000051-26062024 | 6:11 AM | South | I | 22 |
| 000116-26062024 | 10:29 AM | N West | I | 5 |
| 000183-26062024 | 1:06 PM | N West | I | 7 |
| 000306-26062024 | 6:55 PM | South | I | 9 |
| 000320-26062024 | 7:30 PM | South | I | 7 |
| 000324-26062024 | 7:44 PM | South | I | 23 |
| 000374-26062024 | 10:36 PM | South | I | 8 |
| 000385-26062024 | 11:26 PM | North | I | 5 |

Turnout Time Outliers

| Incident Number | Call Time | Region | Initial Priority | Fleet Number | Turnout Time (mins) |
|-----------------|-----------|--------|------------------|--------------|---------------------|
| 000012-26062024 | 12:48 AM | North | I | 799 | 9 |
| 000039-26062024 | 04:07 AM | South | I | 885 | 5 |
| 000042-26062024 | 04:31 AM | South | I | 723 | 7 |
| 000325-26062024 | 07:45 PM | North | I | 713 | 9 |
| 000385-26062024 | 11:26 PM | North | I | 738 | 7 |

Glossary

EMS Emergency

An immediately life threatening incident. On-road resources must mobilise as soon as possible and respond using emergency warning devices.
Includes: EMS Incident Type. Priority 0 & 1.

EMS Urgent

An incident which should have a clinician on scene within 60 minutes. On-road resources must mobilise as soon as possible but respond without using emergency warning devices.
Includes: EMS Incident Type. Priority 2,3,4.

Other

Non Urgent EMS incidents. Patient Travel and Interfacility Coordination jobs. Search and Rescue jobs

Outliers

Emergency Incidents with Activation and Turnout times greater than 5 minutes.

From: PerformanceReporting@ambulance.tas.gov.au
Sent: Friday, 28 June 2024 6:00 AM
Subject: Ambulance Tasmania Daily Activity Report

Ambulance Tasmania Daily Report: Thur 27 Jun



Current June MERT: 15.3

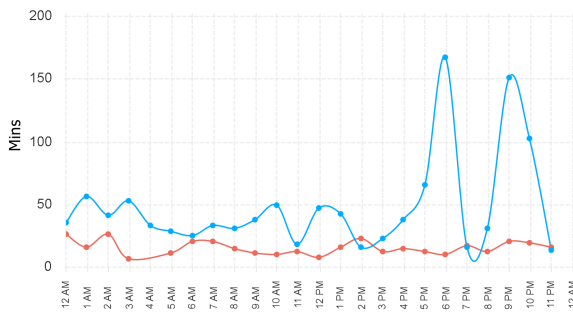
| | Incidents | | | Total |
|---------------|------------|-----------|------------|------------|
| | South | North | North West | |
| EMS Emergency | 76 | 41 | 26 | 143 |
| EMS Urgent | 59 | 32 | 26 | 117 |
| Other | 28 | 19 | 12 | 59 |
| Total | 163 | 92 | 64 | 319 |

| | Median Emergency Performance | | | |
|-----------------|------------------------------|-------------|------------|-------------|
| | South | North | North West | Total |
| Activation | 2.3 | 2.1 | 2.1 | 2.3 |
| Turnout | 1.1 | 0.6 | 1.5 | 1.0 |
| Travel | 10.5 | 6.5 | 6.0 | 8.4 |
| Response | 16.3 | 13.5 | 9.9 | 14.2 |

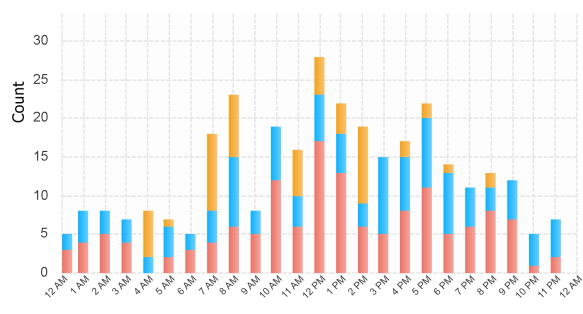
Legend

■ Emergency
 ■ Urgent
 ■ Other

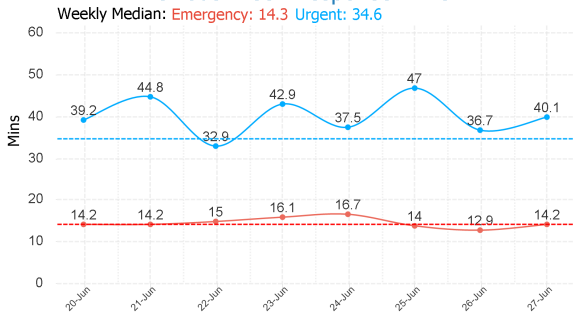
Median Response Time By Hour



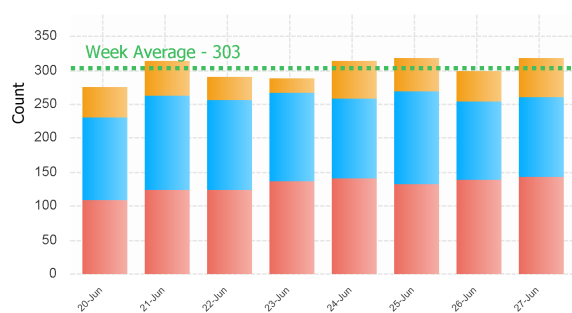
Incident Count by Hour



Previous Week Response Time



Previous Week Incident Count



Northern Region

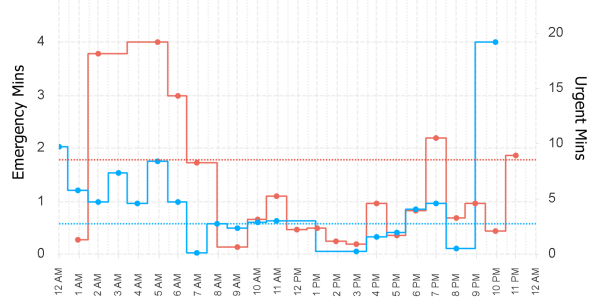
Median Activation Time

Current Month: **Emergency: 2.2** **Urgent: 14.2**



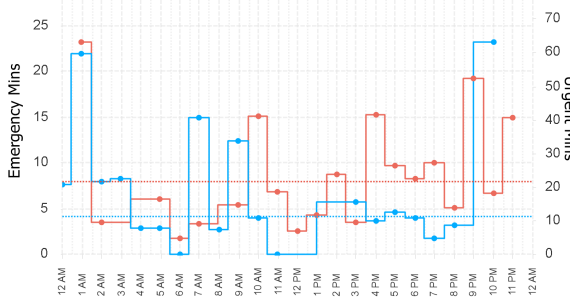
Median Turnout Time

Current Month: **Emergency: 1.8** **Urgent: 2.7**



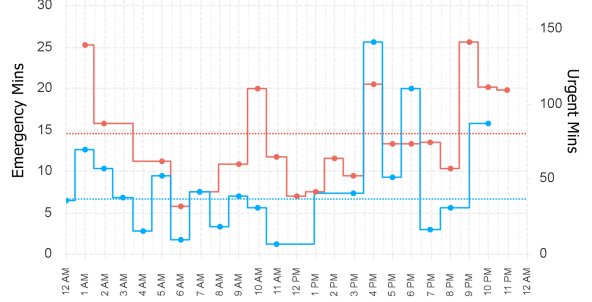
Median Travel Time

Current Month: **Emergency: 8.0** **Urgent: 11.3**

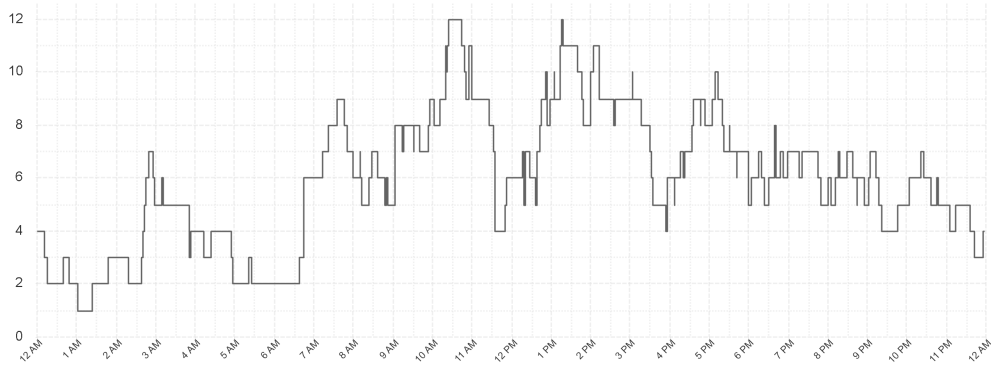


Median Response Time

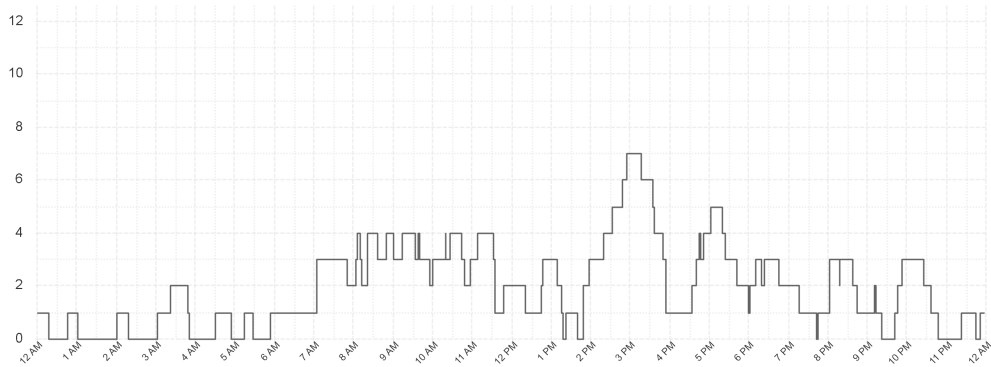
Current Month: **Emergency: 14.6** **Urgent: 37.3**



EMS Utilisation By Hour



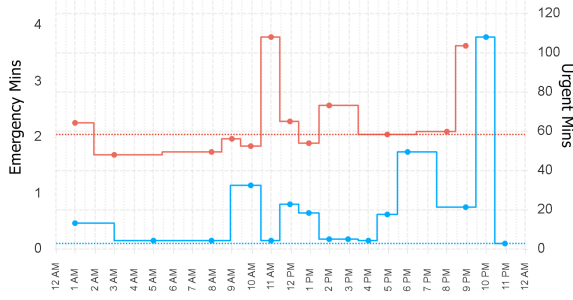
Ambulances at Hospital By Hour



North Western Region

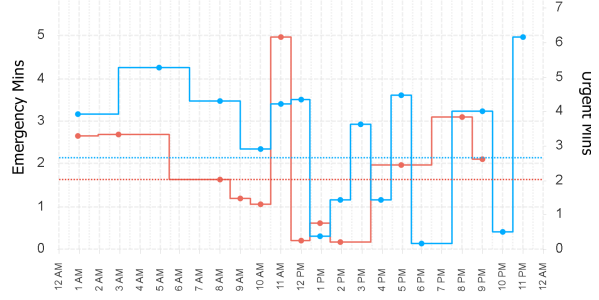
Median Activation Time

Current Month: **Emergency: 2.1** **Urgent: 9.6**



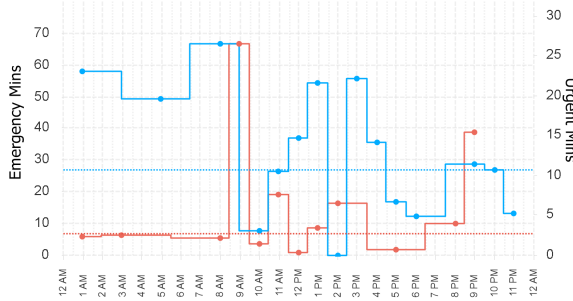
Median Turnout Time

Current Month: **Emergency: 1.6** **Urgent: 2.7**



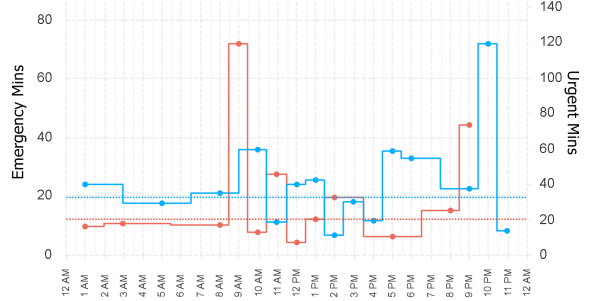
Median Travel Time

Current Month: **Emergency: 6.9** **Urgent: 10.7**

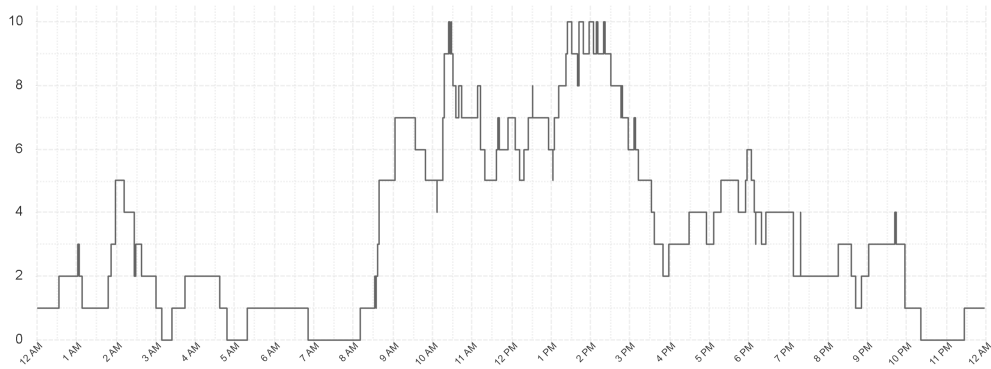


Median Response Time

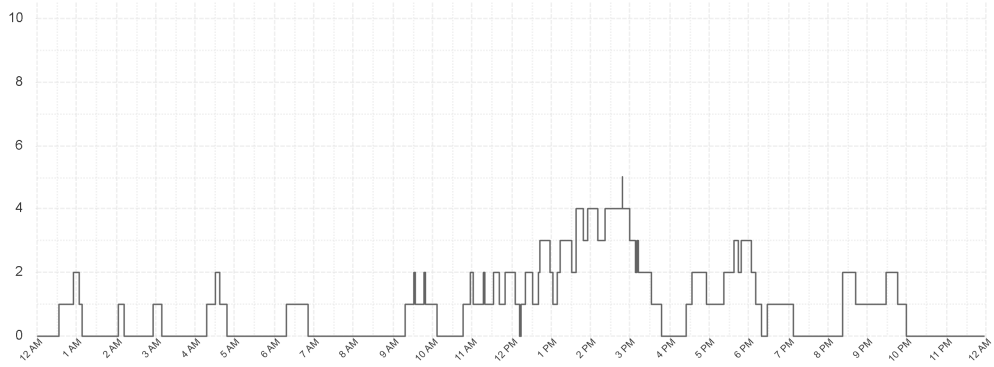
Current Month: **Emergency: 12.3** **Urgent: 32.5**



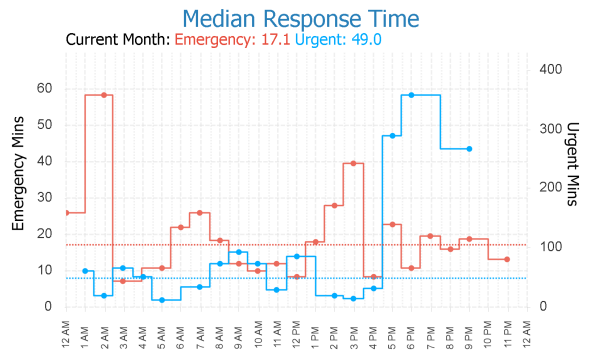
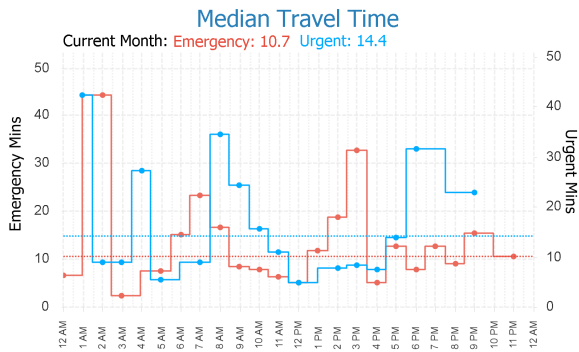
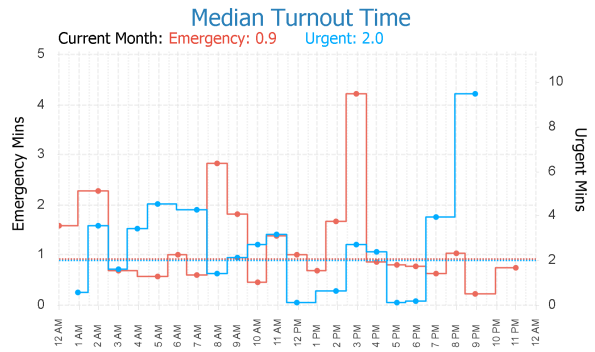
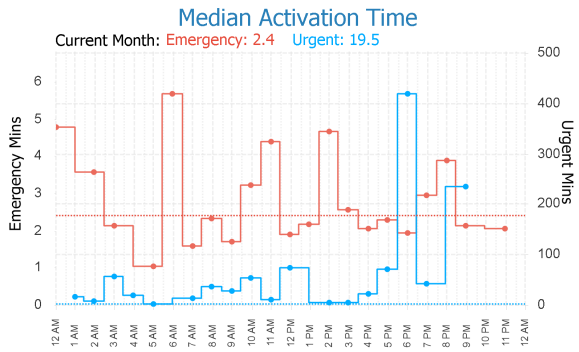
EMS Utilisation By Hour



Ambulances at Hospital By Hour



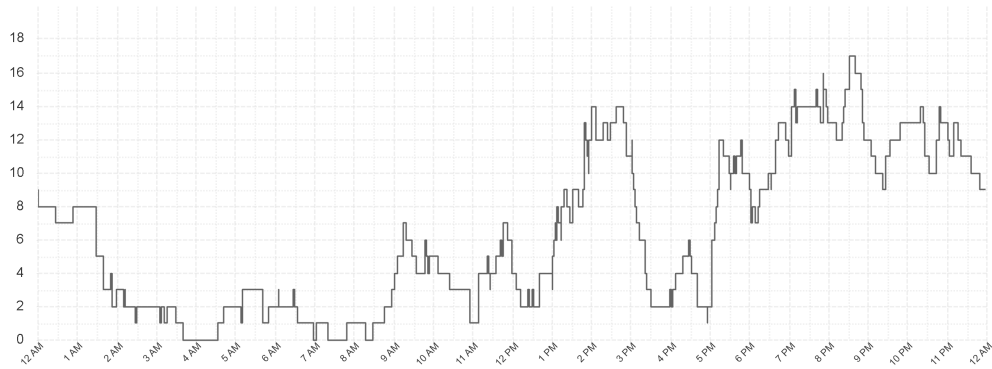
Southern Region



EMS Utilisation By Hour



Ambulances at Hospital By Hour



Outlier Activity

Activation Time Outliers

| Incident Number | Call Time | Region | Initial Priority | Activation Time (mins) |
|-----------------|-----------|--------|------------------|------------------------|
| 000001-27062024 | 12:18 AM | South | I | 18 |
| 000022-27062024 | 2:29 AM | South | I | 7 |
| 000060-27062024 | 6:29 AM | South | I | 10 |
| 000172-27062024 | 11:58 AM | South | I | 6 |
| 000206-27062024 | 1:02 PM | South | I | 8 |
| 000230-27062024 | 1:46 PM | South | I | 5 |
| 000234-27062024 | 2:03 PM | South | I | 5 |
| 000235-27062024 | 2:04 PM | South | I | 8 |
| 000320-27062024 | 5:39 PM | South | I | 15 |
| 000379-27062024 | 8:10 PM | South | I | 9 |

Turnout Time Outliers

| Incident Number | Call Time | Region | Initial Priority | Fleet Number | Turnout Time (mins) |
|-----------------|-----------|--------|------------------|--------------|---------------------|
| 000022-27062024 | 02:29 AM | South | I | 718 | 16 |
| 000025-27062024 | 02:45 AM | North | I | 708 | 7 |
| 000025-27062024 | 02:45 AM | North | I | 731 | 6 |
| 000191-27062024 | 12:39 PM | South | I | 772 | 7 |
| 000239-27062024 | 02:18 PM | South | I | 887 | 5 |
| 000257-27062024 | 03:13 PM | South | I | 719 | 6 |
| 000323-27062024 | 05:42 PM | South | I | 859 | 9 |

Glossary

EMS Emergency

An immediately life threatening incident. On-road resources must mobilise as soon as possible and respond using emergency warning devices. Includes: EMS Incident Type. Priority 0 & 1.

EMS Urgent

An incident which should have a clinician on scene within 60 minutes. On-road resources must mobilise as soon as possible but respond without using emergency warning devices. Includes: EMS Incident Type. Priority 2,3,4.

Other

Non Urgent EMS incidents. Patient Travel and Interfacility Coordination jobs. Search and Rescue jobs

Outliers

Emergency Incidents with Activation and Turnout times greater than 5 minutes.

From: PerformanceReporting@ambulance.tas.gov.au
 Sent: Saturday, 29 June 2024 5:59 AM
 Subject: Ambulance Tasmania Daily Activity Report

Ambulance Tasmania Daily Report: Fri 28 Jun



Current June MERT: 15.2

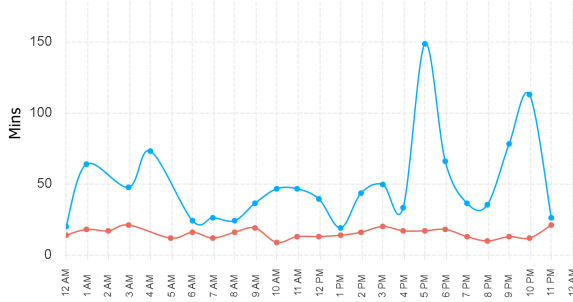
| | Incidents | | | Total |
|---------------|------------|-----------|------------|------------|
| | South | North | North West | |
| EMS Emergency | 76 | 34 | 27 | 137 |
| EMS Urgent | 71 | 27 | 31 | 129 |
| Other | 25 | 17 | 12 | 54 |
| Total | 172 | 78 | 70 | 320 |

| | Median Emergency Performance | | | |
|-----------------|------------------------------|-------------|-------------|-------------|
| | South | North | North West | Total |
| Activation | 3.4 | 2.3 | 2.0 | 2.5 |
| Turnout | 0.4 | 1.6 | 2.2 | 0.9 |
| Travel | 11.5 | 9.2 | 6.3 | 9.5 |
| Response | 18.7 | 14.2 | 10.7 | 15.2 |

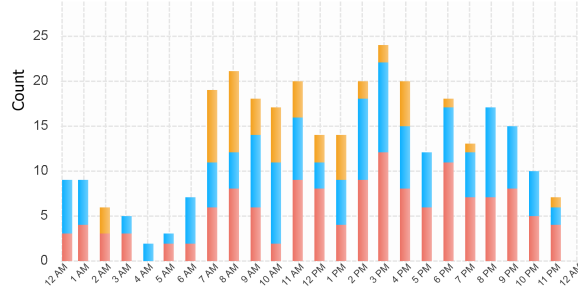
Legend

Emergency Urgent Other

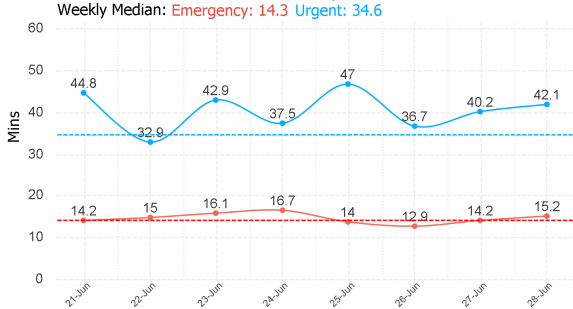
Median Response Time By Hour



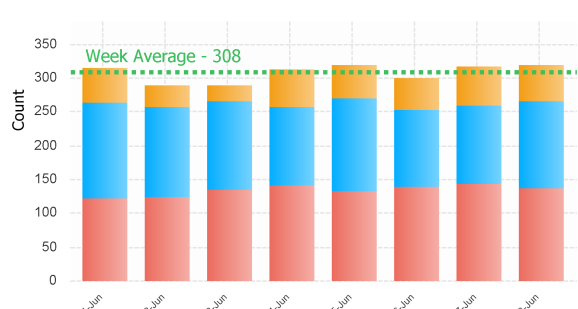
Incident Count by Hour



Previous Week Response Time



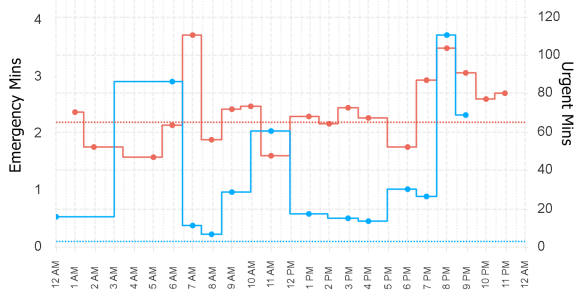
Previous Week Incident Count



Northern Region

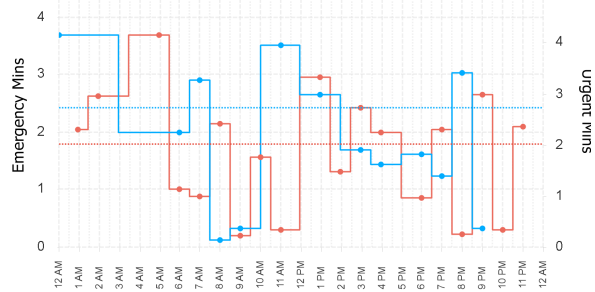
Median Activation Time

Current Month: **Emergency: 2.2** **Urgent: 14.5**



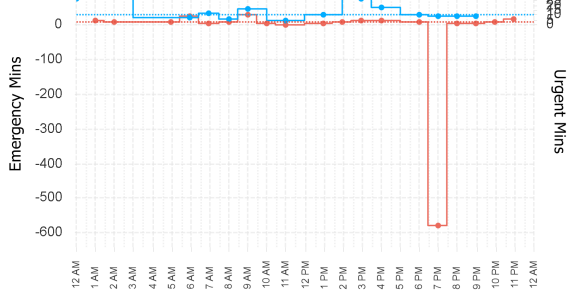
Median Turnout Time

Current Month: **Emergency: 1.8** **Urgent: 2.7**



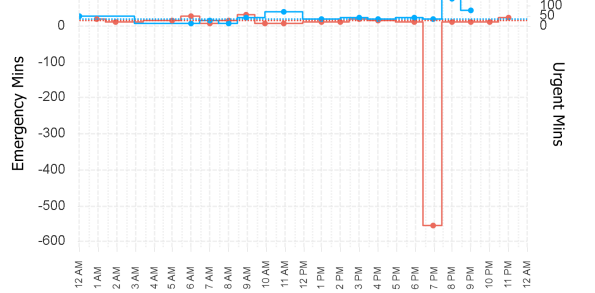
Median Travel Time

Current Month: **Emergency: 8.0** **Urgent: 11.2**

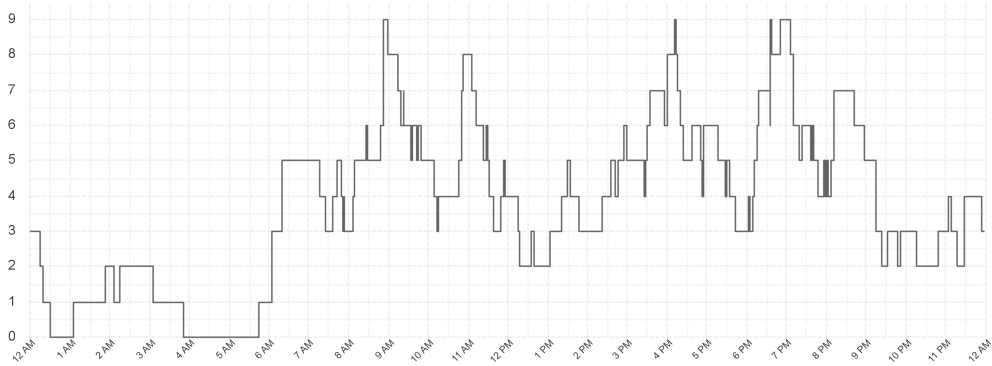


Median Response Time

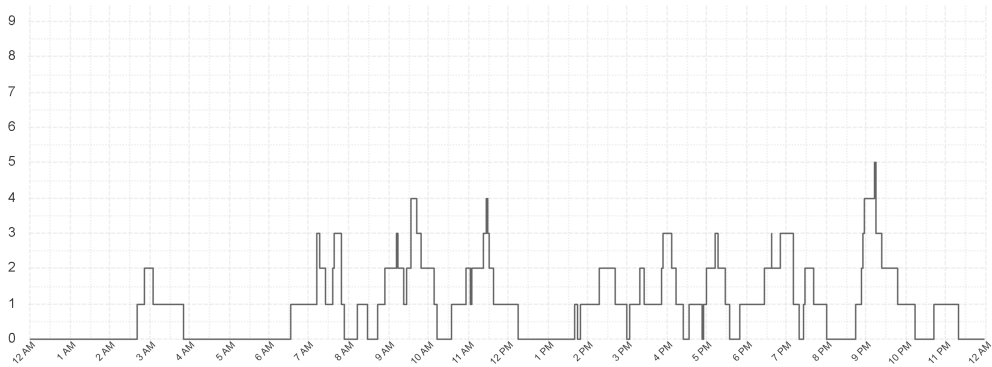
Current Month: **Emergency: 14.6** **Urgent: 37.2**



EMS Utilisation By Hour

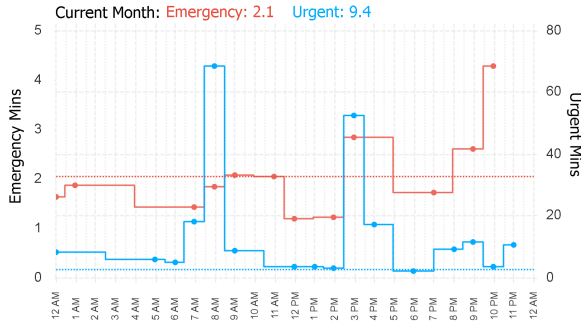


Ambulances at Hospital By Hour

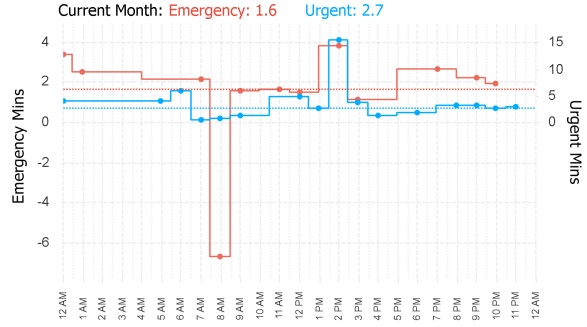


North Western Region

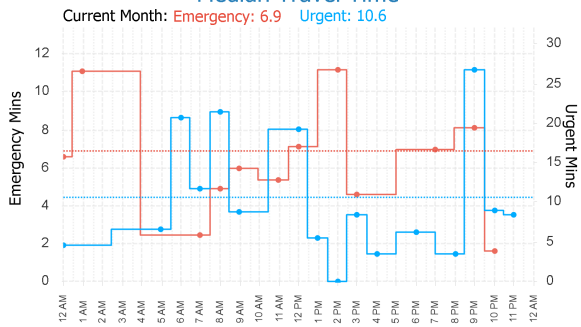
Median Activation Time



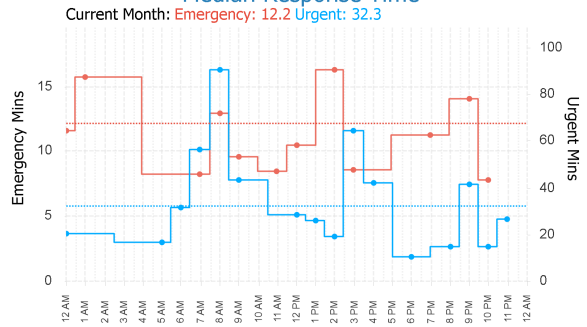
Median Turnout Time



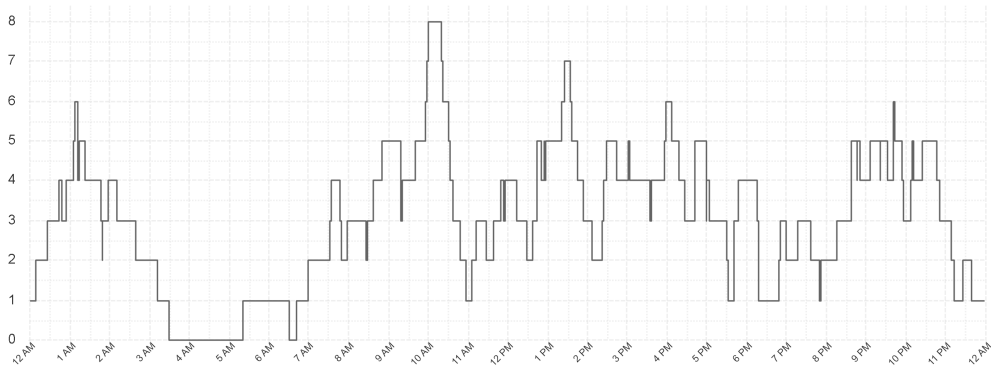
Median Travel Time



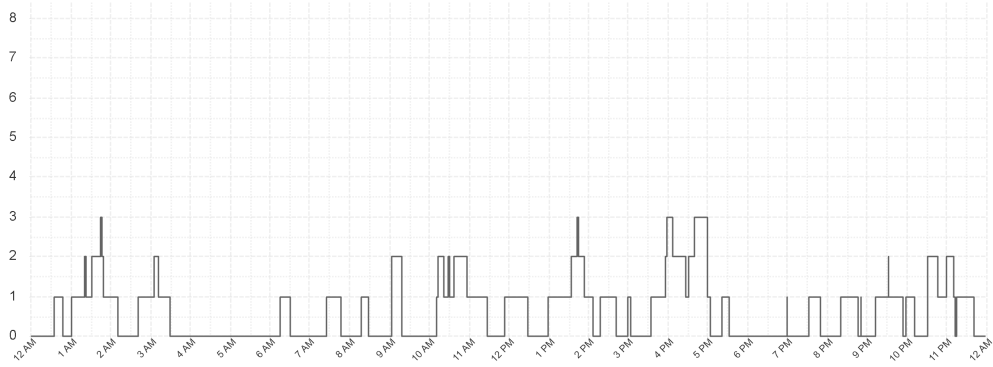
Median Response Time



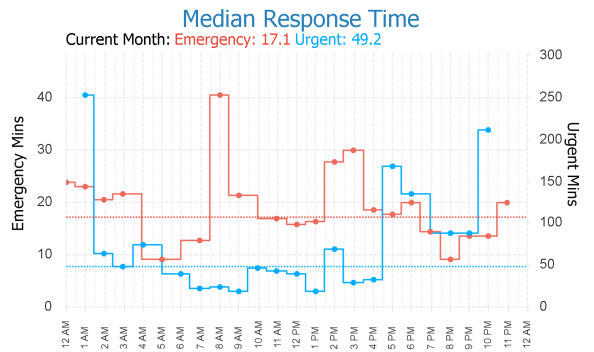
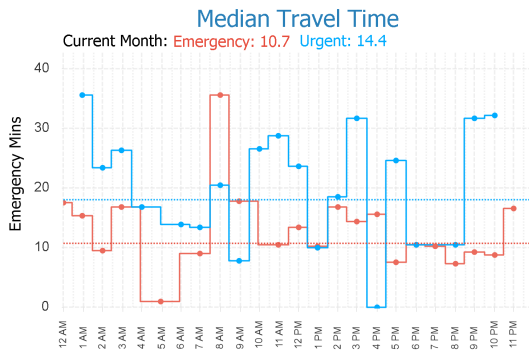
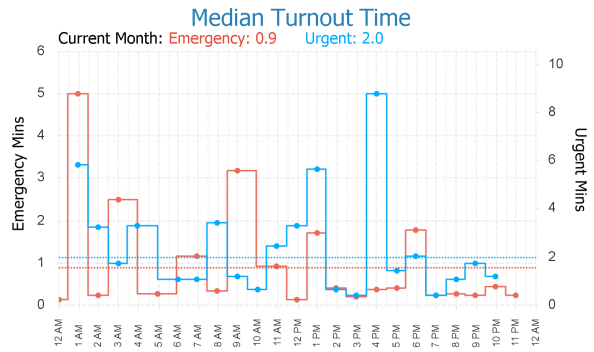
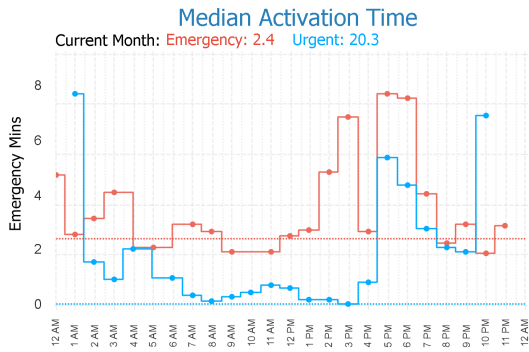
EMS Utilisation By Hour



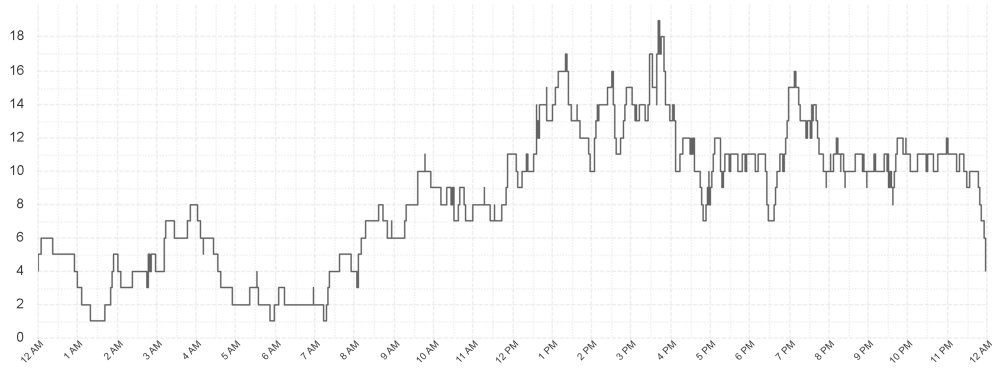
Ambulances at Hospital By Hour



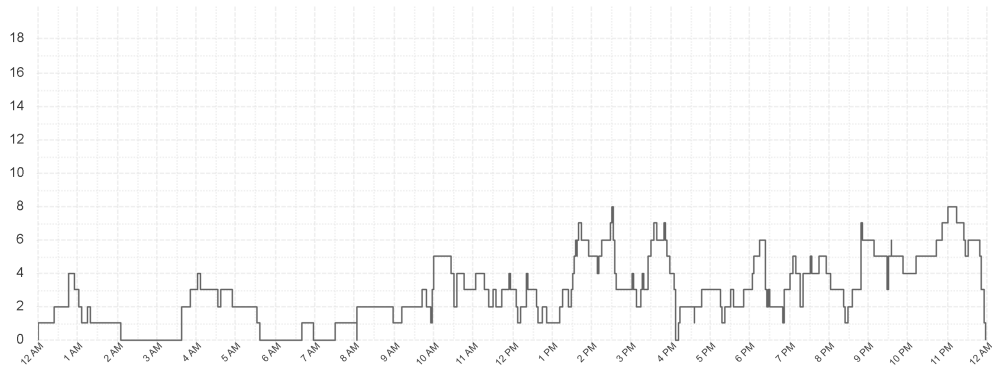
Southern Region



EMS Utilisation By Hour



Ambulances at Hospital By Hour



Outlier Activity

Activation Time Outliers

| Incident Number | Call Time | Region | Initial Priority | Activation Time (mins) |
|-----------------|-----------|--------|------------------|------------------------|
| 000040-28062024 | 3:09 AM | South | I | 5 |
| 000078-28062024 | 7:33 AM | South | I | 5 |
| 000209-28062024 | 1:30 PM | South | I | 6 |
| 000220-28062024 | 2:19 PM | South | I | 8 |
| 000224-28062024 | 2:24 PM | South | I | 9 |
| 000238-28062024 | 3:08 PM | South | I | 7 |
| 000250-28062024 | 3:35 PM | South | I | 13 |
| 000292-28062024 | 5:11 PM | South | I | 38 |
| 000322-28062024 | 6:30 PM | South | I | 9 |
| 000323-28062024 | 6:31 PM | South | I | 30 |
| 000324-28062024 | 6:35 PM | South | I | 6 |
| 000328-28062024 | 6:43 PM | South | I | 14 |
| 000335-28062024 | 6:56 PM | South | I | 6 |
| 000409-28062024 | 11:18 PM | South | I | 11 |

Turnout Time Outliers

| Incident Number | Call Time | Region | Initial Priority | Fleet Number | Turnout Time (mins) |
|-----------------|-----------|--------|------------------|--------------|---------------------|
| 000025-28062024 | 01:48 AM | South | I | 859 | 5 |
| 000157-28062024 | 11:38 AM | N West | I | 716 | 6 |
| 000292-28062024 | 05:11 PM | South | I | 706 | 11 |

Glossary

EMS Emergency

An immediately life threatening incident. On-road resources must mobilise as soon as possible and respond using emergency warning devices. Includes: EMS Incident Type, Priority 0 & 1.

EMS Urgent

An incident which should have a clinician on scene within 60 minutes. On-road resources must mobilise as soon as possible but respond without using emergency warning devices.
Includes: EMS Incident Type. Priority 2,3,4.

Other

Non Urgent EMS incidents. Patient Travel and Interfacility Coordination jobs. Search and Rescue jobs

Outliers

Emergency Incidents with Activation and Turnout times greater than 5 minutes.

From: PerformanceReporting@ambulance.tas.gov.au
 Sent: Sunday, 30 June 2024 5:59 AM
 Subject: Ambulance Tasmania Daily Activity Report

Ambulance Tasmania Daily Report: Sat 29 Jun



Current June MERT: 15.2

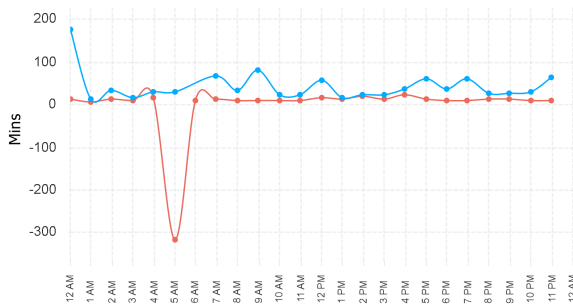
| | Incidents | | | Total |
|---------------|-----------|-------|------------|-------|
| | South | North | North West | |
| EMS Emergency | 59 | 31 | 22 | 112 |
| EMS Urgent | 57 | 28 | 27 | 112 |
| Other | 4 | 5 | 9 | 18 |
| Total | 120 | 64 | 58 | 242 |

| | Median Emergency Performance | | | Total |
|-----------------|------------------------------|-------|------------|-------|
| | South | North | North West | |
| Activation | 2.7 | 2.2 | 1.8 | 2.3 |
| Turnout | 0.8 | 2.3 | 1.8 | 1.4 |
| Travel | 7.5 | 7.8 | 5.6 | 6.9 |
| Response | 14.2 | 13.9 | 10.8 | 13.2 |

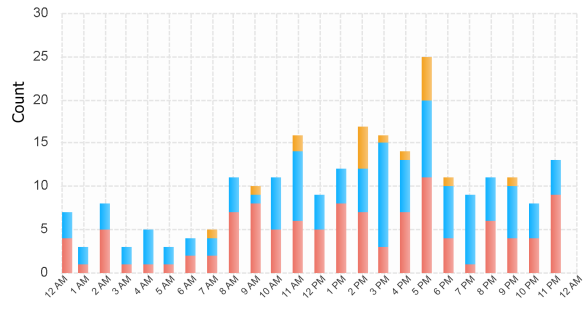
Legend

Emergency Urgent Other

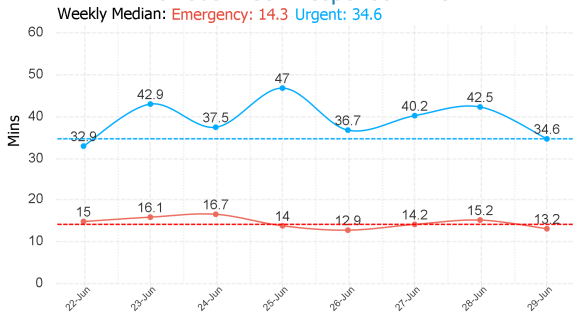
Median Response Time By Hour



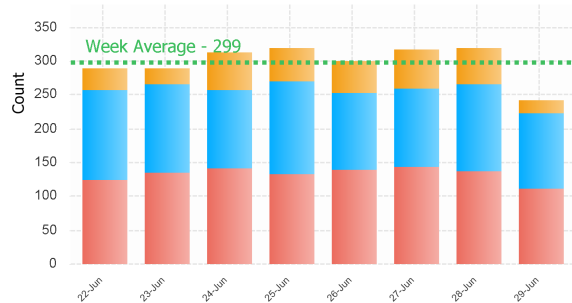
Incident Count by Hour



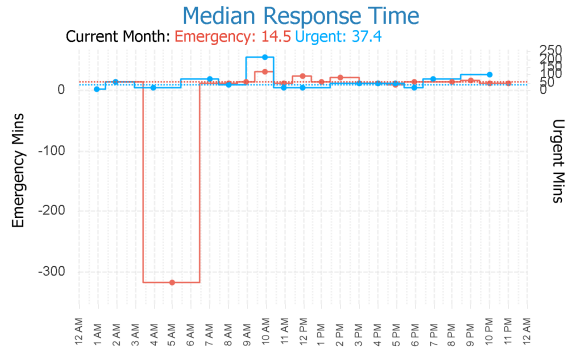
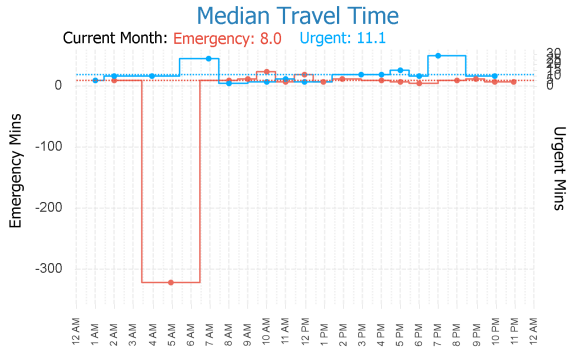
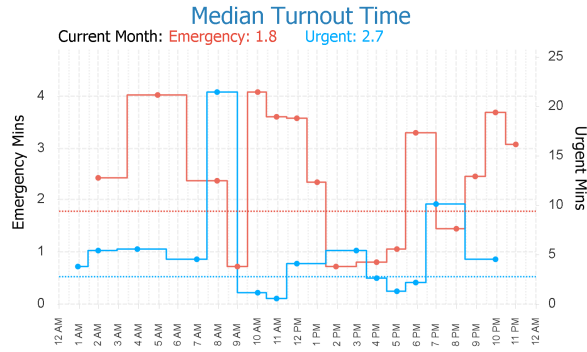
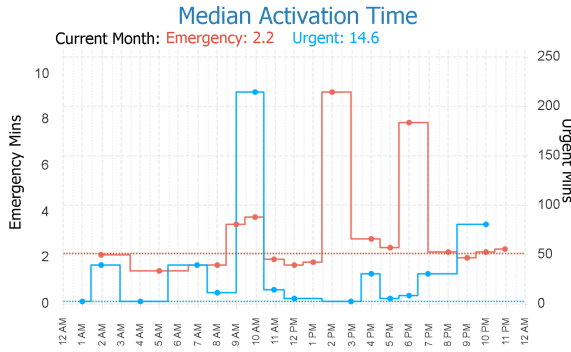
Previous Week Response Time



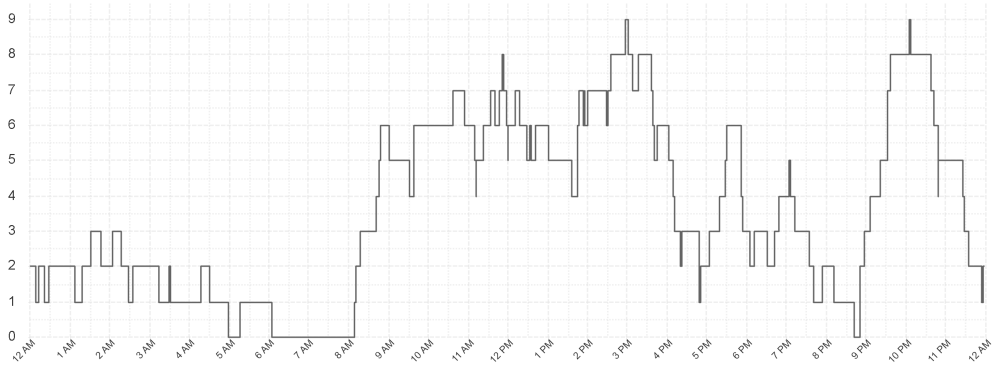
Previous Week Incident Count



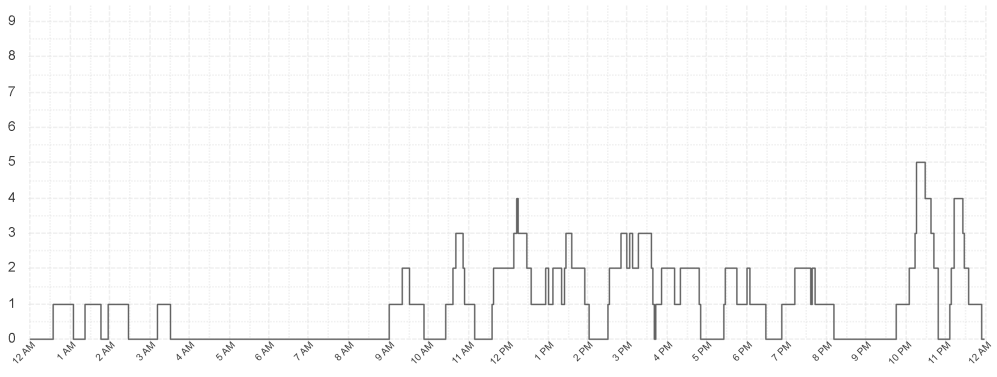
Northern Region



EMS Utilisation By Hour

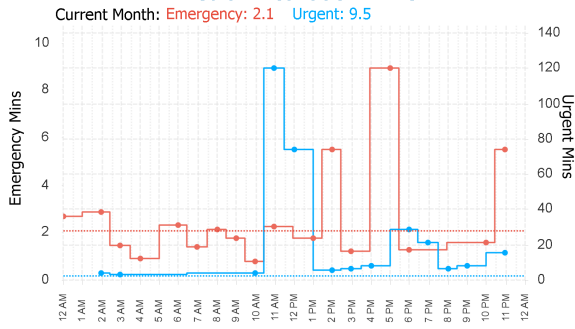


Ambulances at Hospital By Hour

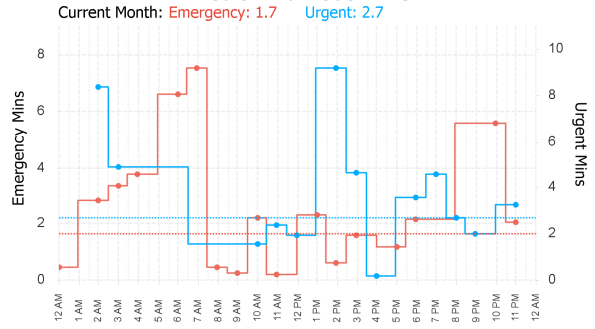


North Western Region

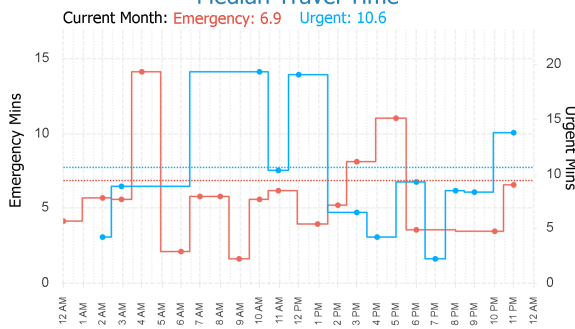
Median Activation Time



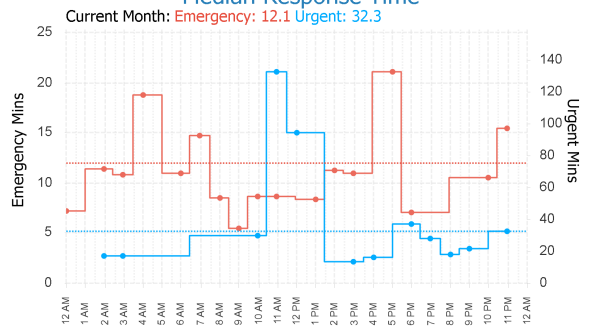
Median Turnout Time



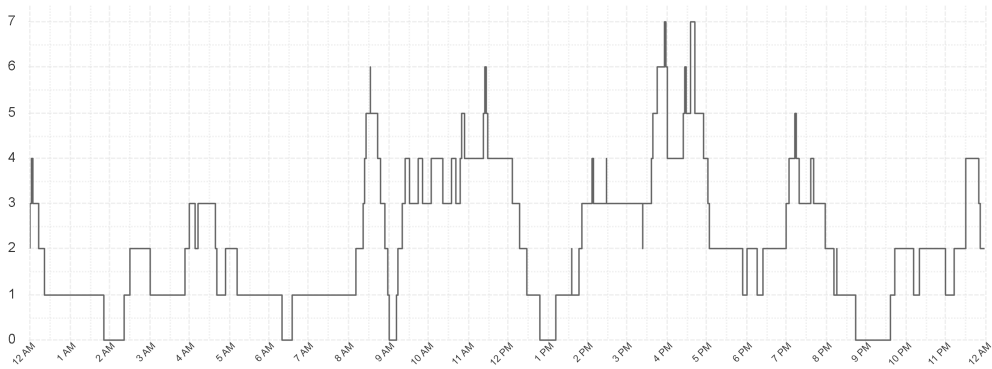
Median Travel Time



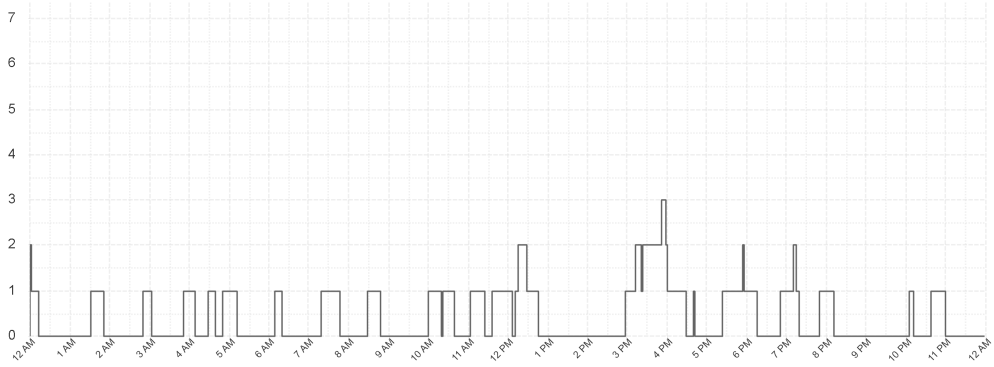
Median Response Time



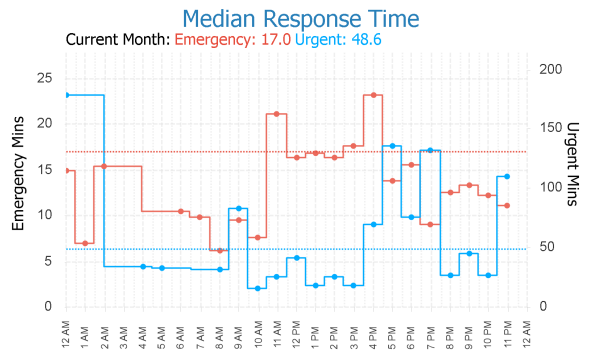
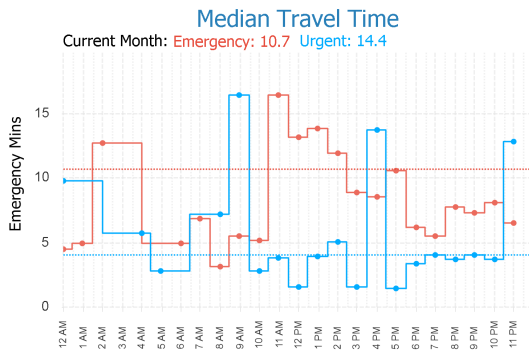
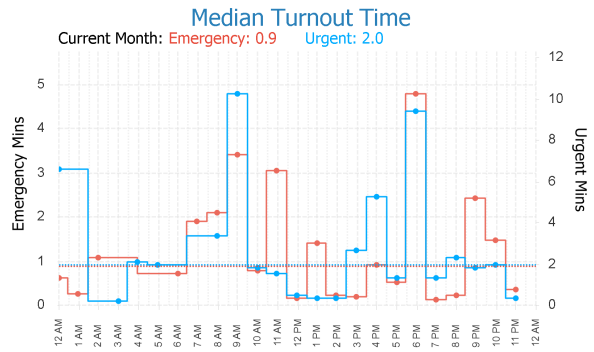
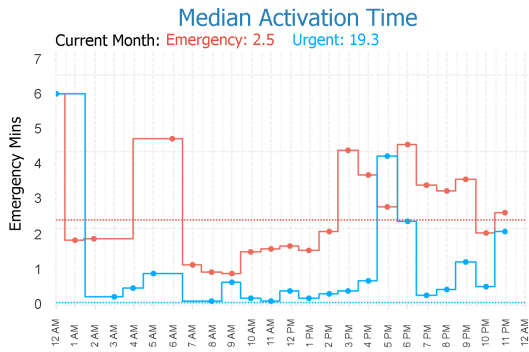
EMS Utilisation By Hour



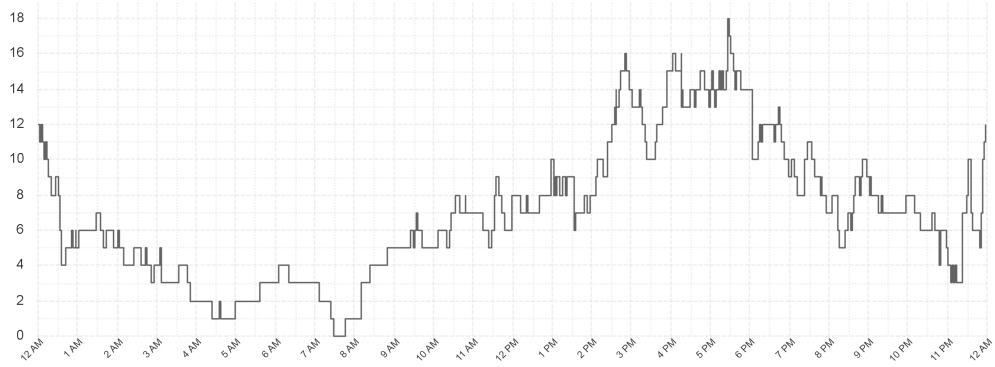
Ambulances at Hospital By Hour



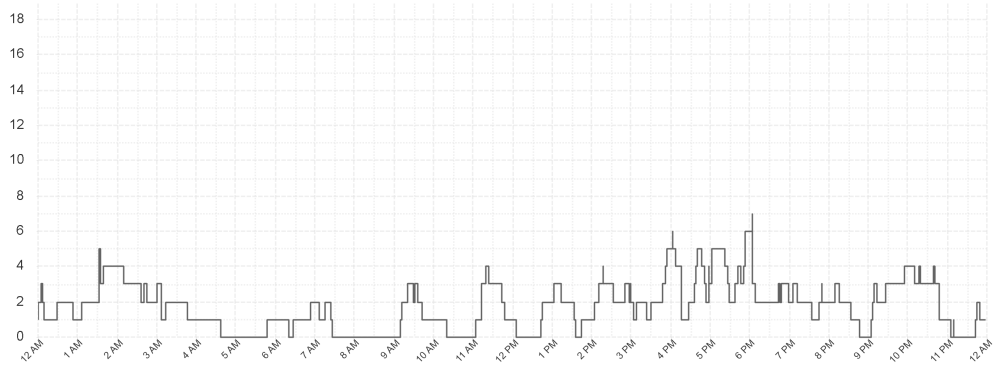
Southern Region



EMS Utilisation By Hour



Ambulances at Hospital By Hour



Outlier Activity

Activation Time Outliers

| Incident Number | Call Time | Region | Initial Priority | Activation Time (mins) |
|-----------------|-----------|--------|------------------|------------------------|
| 000002-29062024 | 12:09 AM | South | I | 5 |
| 000008-29062024 | 12:52 AM | South | I | 7 |
| 000136-29062024 | 1:57 PM | North | I | 6 |
| 000227-29062024 | 6:15 PM | South | I | 7 |
| 000296-29062024 | 11:22 PM | South | I | 9 |

Turnout Time Outliers

| Incident Number | Call Time | Region | Initial Priority | Fleet Number | Turnout Time (mins) |
|-----------------|-----------|--------|------------------|--------------|---------------------|
| 000042-29062024 | 06:35 AM | N West | I | 721 | 7 |
| 000049-29062024 | 07:46 AM | N West | I | 883 | 8 |
| 000087-29062024 | 10:35 AM | North | I | 740 | 6 |
| 000128-29062024 | 01:36 PM | North | I | 740 | 7 |
| 000210-29062024 | 05:25 PM | South | I | 887 | 14 |
| 000226-29062024 | 06:14 PM | South | I | 885 | 5 |
| 000282-29062024 | 10:19 PM | N West | I | 870 | 6 |

Glossary

EMS Emergency

An immediately life threatening incident. On-road resources must mobilise as soon as possible and respond using emergency warning devices. Includes: EMS Incident Type. Priority 0 & 1.

EMS Urgent

An incident which should have a clinician on scene within 60 minutes. On-road resources must mobilise as soon as possible but respond without using emergency warning devices. Includes: EMS Incident Type. Priority 2,3,4.

Other

Non Urgent EMS incidents. Patient Travel and Interfacility Coordination jobs. Search and Rescue jobs

Outliers

Emergency Incidents with Activation and Turnout times greater than 5 minutes.

