

From: PerformanceReporting@ambulance.tas.gov.au
Sent: Saturday, 1 June 2024 12:18 PM
Subject: Ambulance Tasmania Daily Activity Report

Ambulance Tasmania Daily Report: Fri 31 May



Final May MERT: 15.1

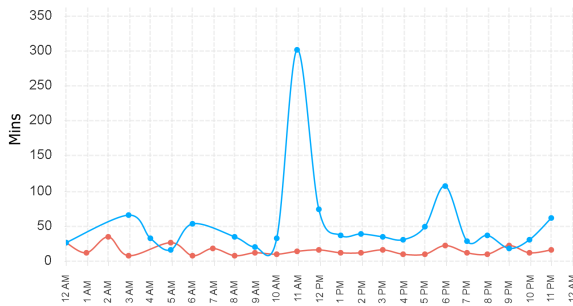
	Incidents			Total
	South	North	North West	
EMS Emergency	57	35	22	114
EMS Urgent	64	39	29	132
Other	20	19	9	48
Total	141	93	60	294

	Median Emergency Performance			
	South	North	North West	Total
Activation	1.9	2.2	1.8	1.9
Turnout	1.3	0.6	1.5	1.3
Travel	8.7	7.1	5.0	7.0
Response	15.3	12.9	8.9	13.1

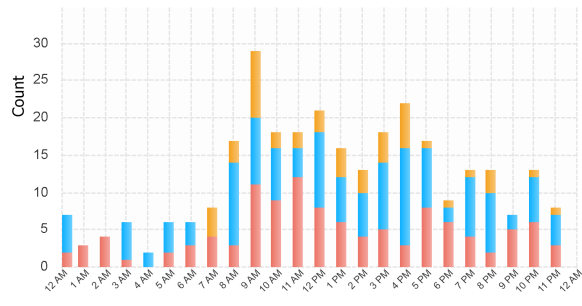
Legend

■ Emergency
 ■ Urgent
 ■ Other

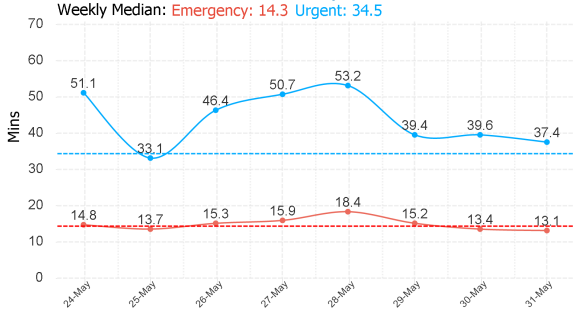
Median Response Time By Hour



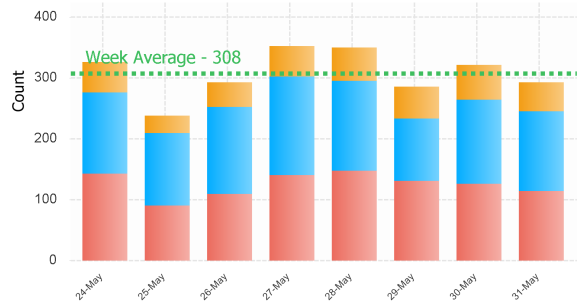
Incident Count by Hour



Previous Week Response Time



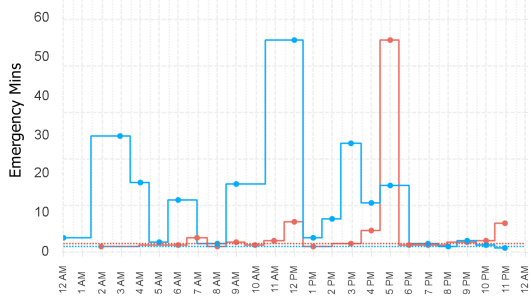
Previous Week Incident Count



Northern Region

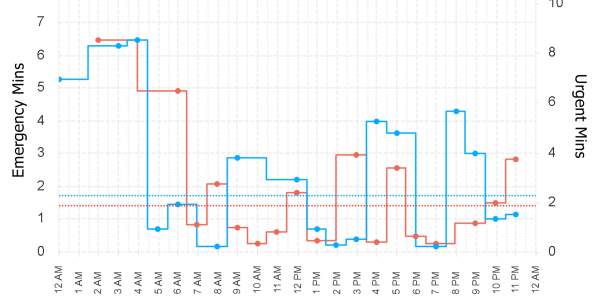
Median Activation Time

Current Month: **Emergency: 2.2** **Urgent: 14.3**



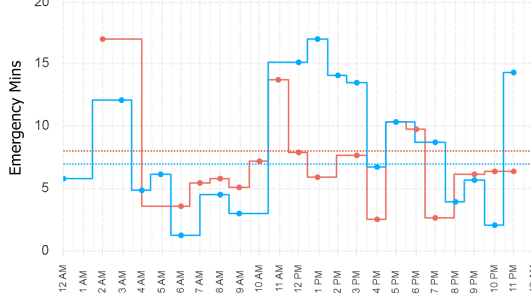
Median Turnout Time

Current Month: **Emergency: 1.4** **Urgent: 2.3**



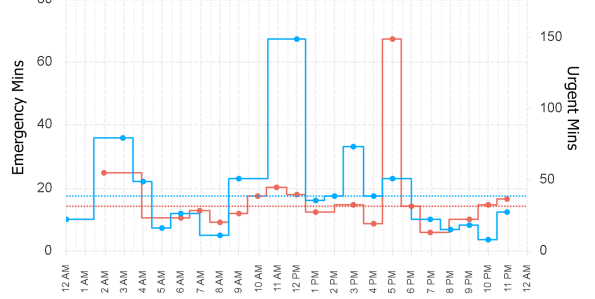
Median Travel Time

Current Month: **Emergency: 8.1** **Urgent: 11.9**

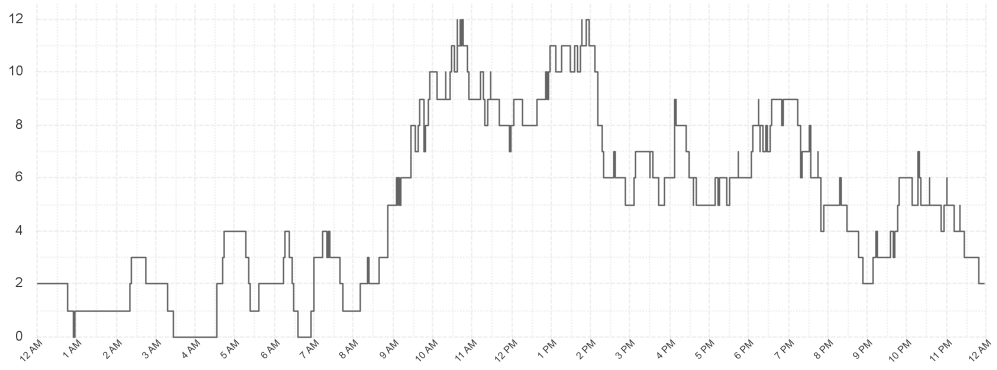


Median Response Time

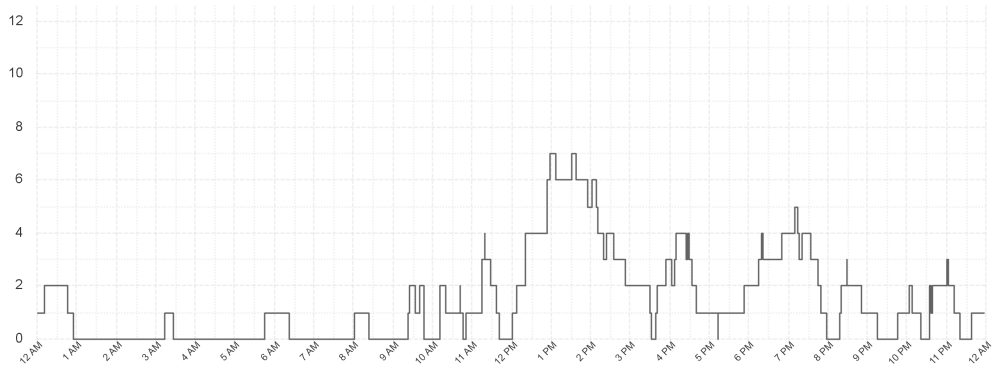
Current Month: **Emergency: 14.5** **Urgent: 39.0**



EMS Utilisation By Hour



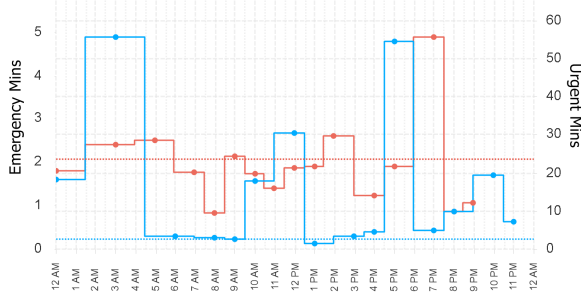
Ambulances at Hospital By Hour



North Western Region

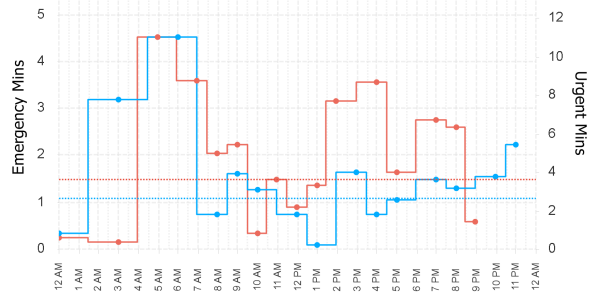
Median Activation Time

Current Month: Emergency: 2.1 Urgent: 9.7



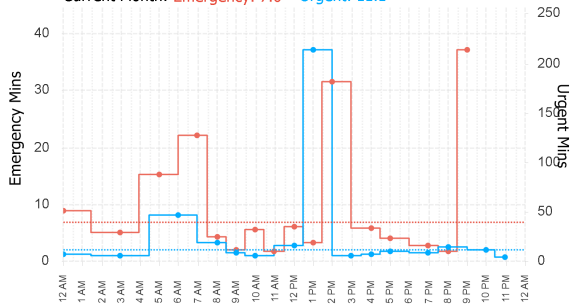
Median Turnout Time

Current Month: Emergency: 1.5 Urgent: 2.7



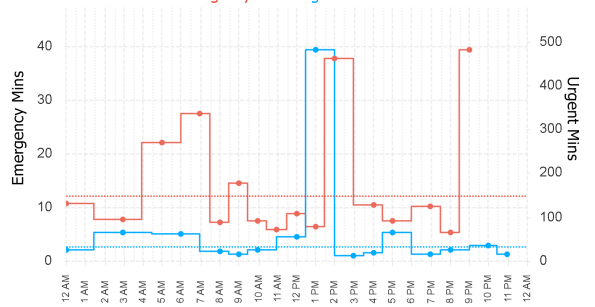
Median Travel Time

Current Month: Emergency: 7.0 Urgent: 11.1

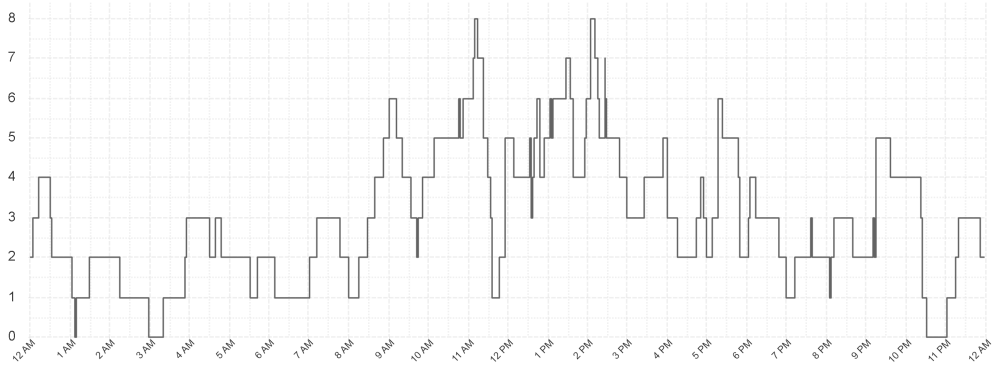


Median Response Time

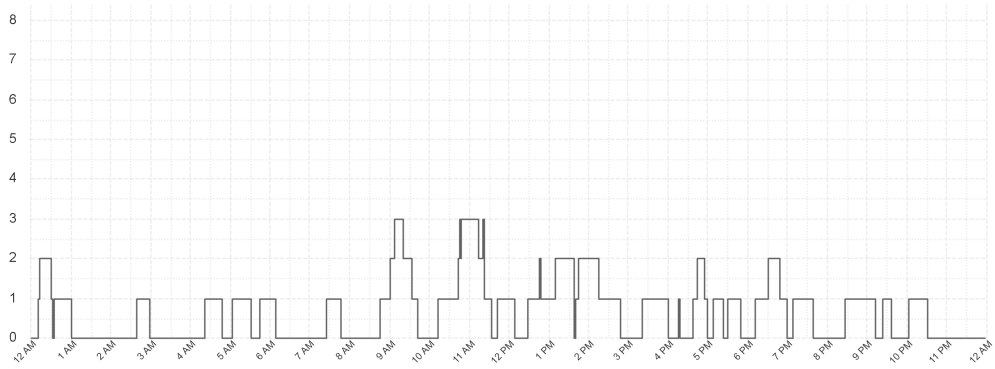
Current Month: Emergency: 12.2 Urgent: 32.8



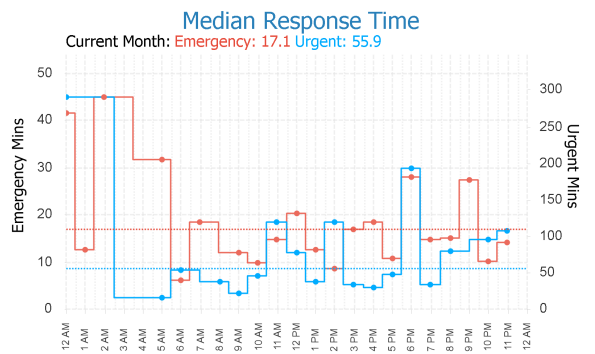
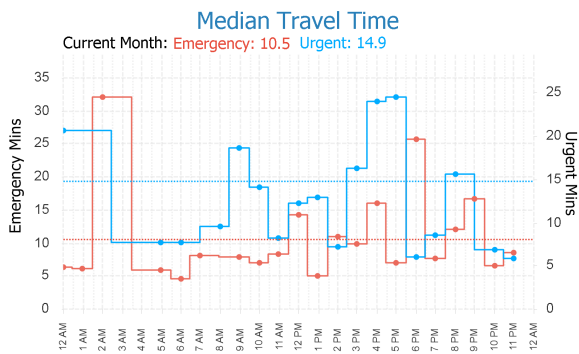
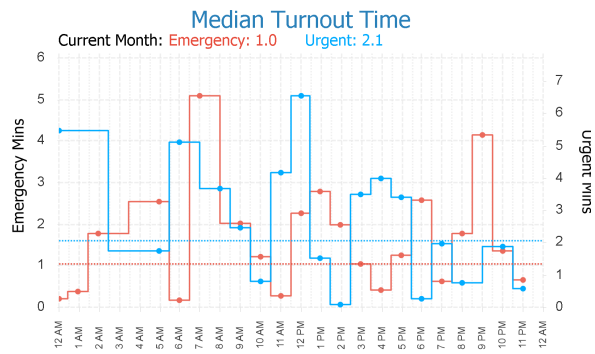
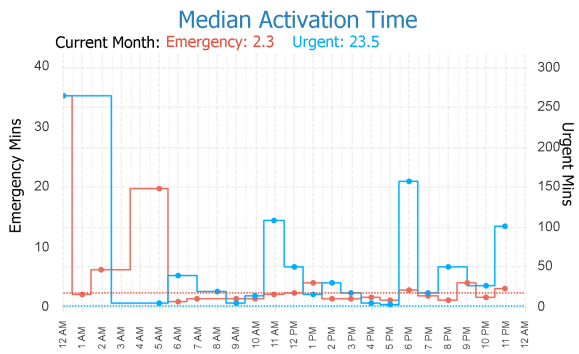
EMS Utilisation By Hour



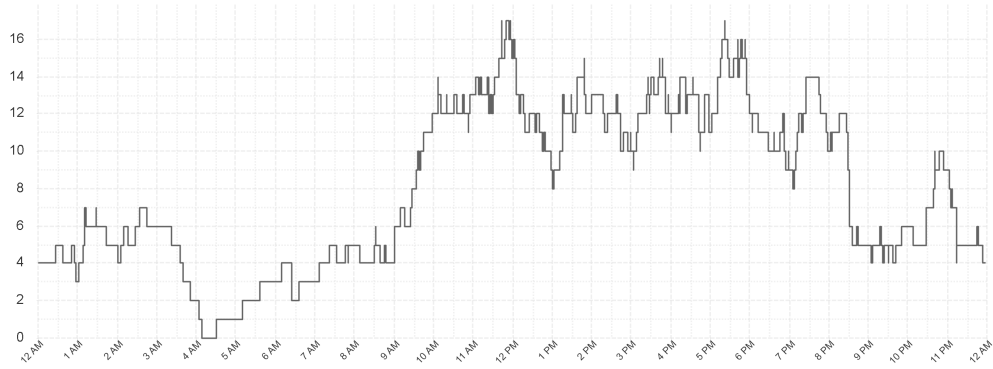
Ambulances at Hospital By Hour



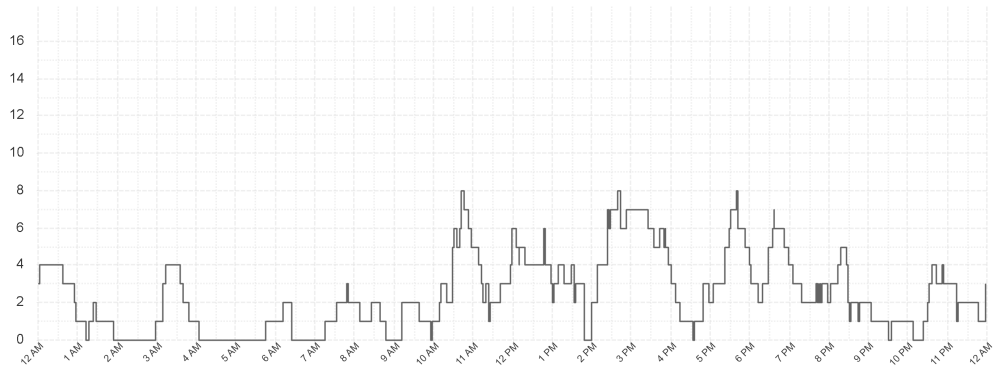
Southern Region



EMS Utilisation By Hour



Ambulances at Hospital By Hour



Outlier Activity

Activation Time Outliers

Incident Number	Call Time	Region	Initial Priority	Activation Time (mins)
000020-31052024	2:16 AM	South	I	14
000195-31052024	1:07 PM	South	I	6
000257-31052024	4:04 PM	North	I	6
000292-31052024	5:28 PM	North	I	6
000386-31052024	11:14 PM	North	I	8

Turnout Time Outliers

Incident Number	Call Time	Region	Initial Priority	Fleet Number	Turnout Time (mins)
000021-31052024	02:21 AM	North	I	705	9
000021-31052024	02:21 AM	North	I	710	6
000061-31052024	07:44 AM	South	I	772	8
000161-31052024	11:52 AM	South	I	724	6
000224-31052024	02:25 PM	N West	I	858	6
000224-31052024	02:25 PM	N West	I	863	5
000361-31052024	09:25 PM	South	I	850	5

Glossary

EMS Emergency

An immediately life threatening incident. On-road resources must mobilise as soon as possible and respond using emergency warning devices. Includes: EMS Incident Type. Priority 0 & 1.

EMS Urgent

An incident which should have a clinician on scene within 60 minutes. On-road resources must mobilise as soon as possible but respond without using emergency warning devices. Includes: EMS Incident Type. Priority 2,3,4.

Other

Non Urgent EMS incidents. Patient Travel and Interfacility Coordination jobs. Search and Rescue jobs

Outliers

Emergency Incidents with Activation and Turnout times greater than 5 minutes.

From: PerformanceReporting@ambulance.tas.gov.au
Sent: Sunday, 2 June 2024 6:00 AM
Subject: Ambulance Tasmania Daily Activity Report

Ambulance Tasmania Daily Report: Sat 01 Jun



Current June MERT: 15.2

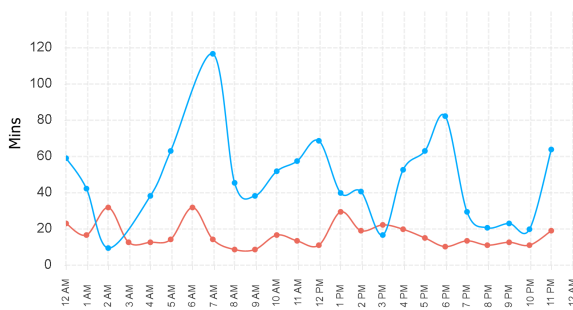
	Incidents			Total
	South	North	North West	
EMS Emergency	57	41	37	135
EMS Urgent	57	34	31	122
Other	9	18	6	33
Total	123	93	74	290

	Median Emergency Performance			
	South	North	North West	Total
Activation	2.2	2.4	2.0	2.1
Turnout	1.6	1.8	1.9	1.7
Travel	9.7	8.7	5.7	8.9
Response	15.2	16.7	13.5	15.2

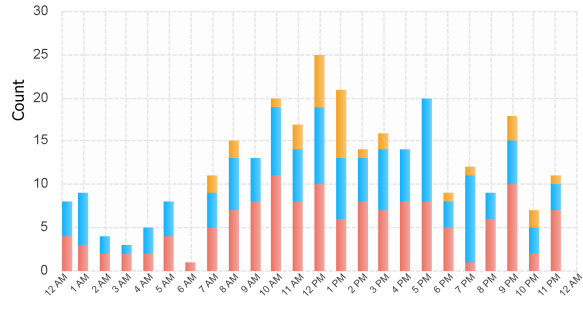
Legend

■ Emergency
 ■ Urgent
 ■ Other

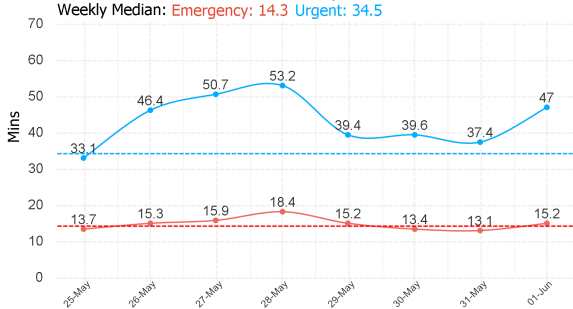
Median Response Time By Hour



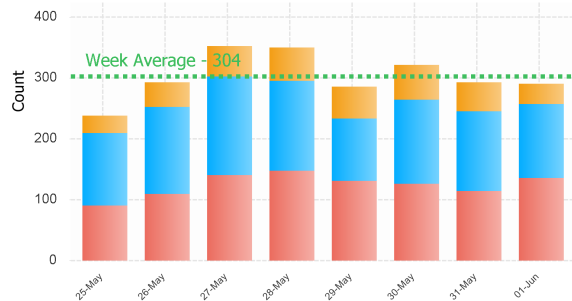
Incident Count by Hour



Previous Week Response Time



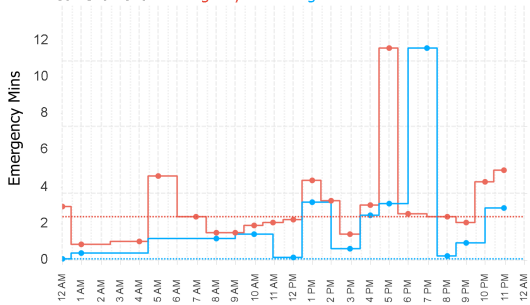
Previous Week Incident Count



Northern Region

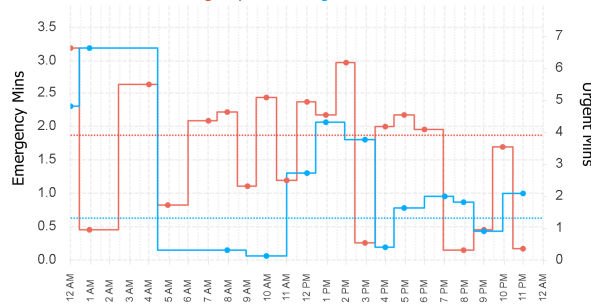
Median Activation Time

Current Month: **Emergency: 2.4** **Urgent: 16.0**



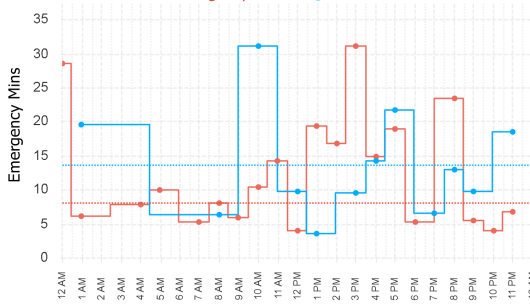
Median Turnout Time

Current Month: **Emergency: 1.9** **Urgent: 1.3**



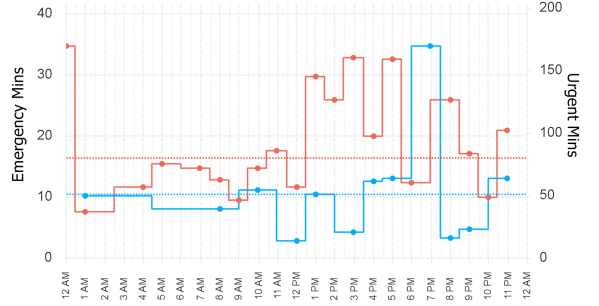
Median Travel Time

Current Month: **Emergency: 8.1** **Urgent: 12.1**

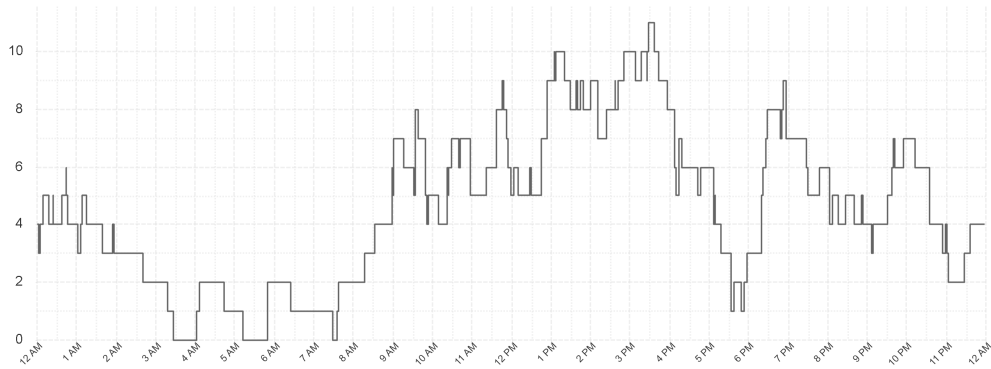


Median Response Time

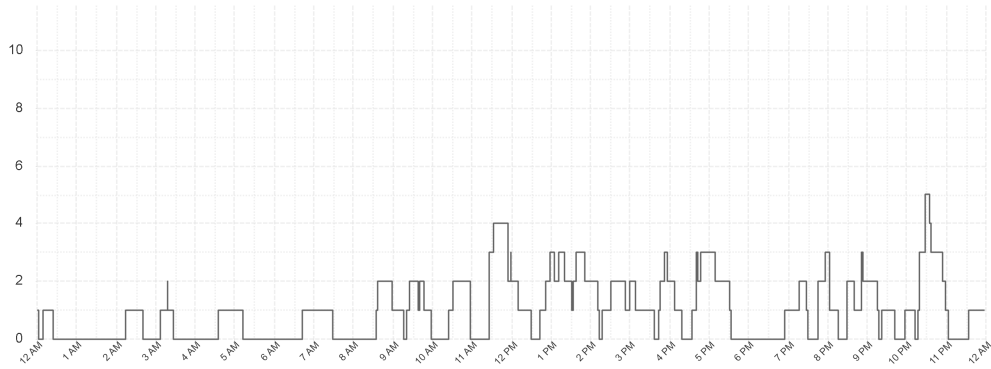
Current Month: **Emergency: 16.4** **Urgent: 50.8**



EMS Utilisation By Hour

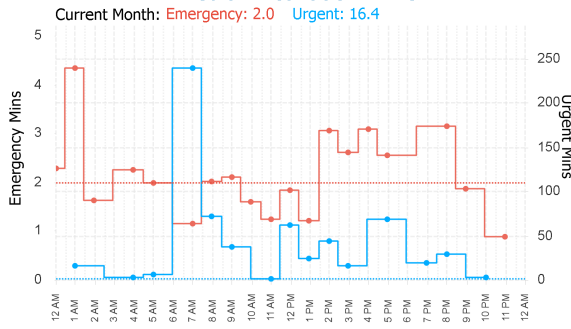


Ambulances at Hospital By Hour

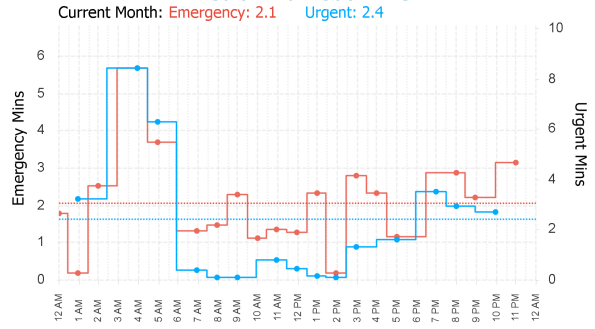


North Western Region

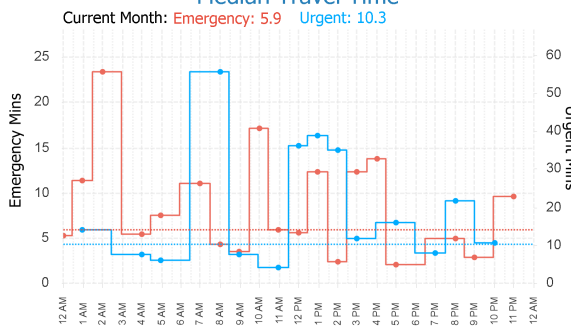
Median Activation Time



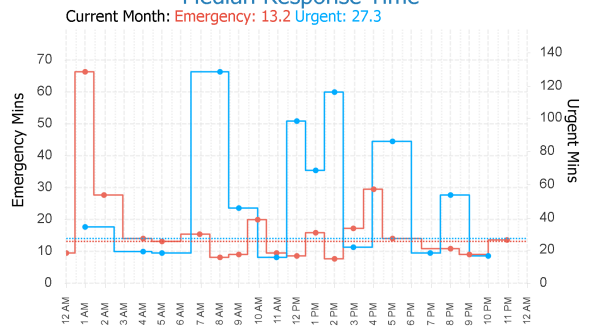
Median Turnout Time



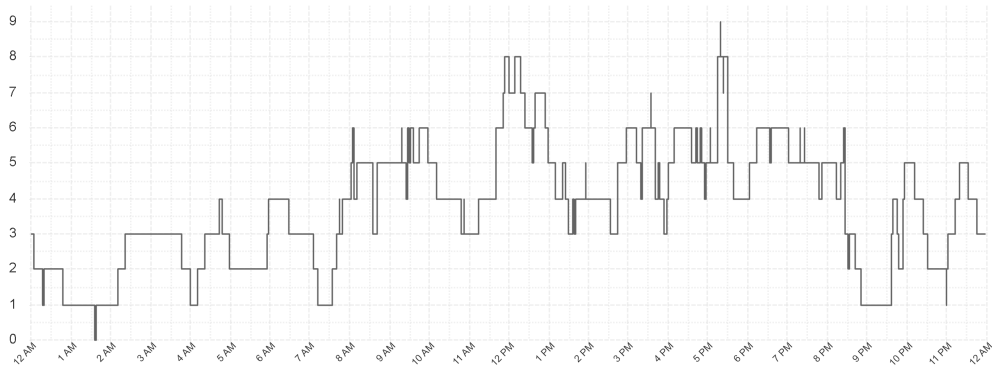
Median Travel Time



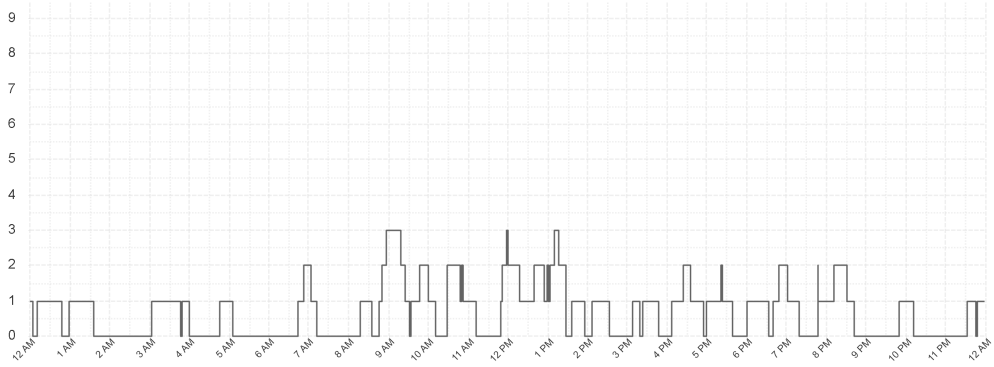
Median Response Time



EMS Utilisation By Hour



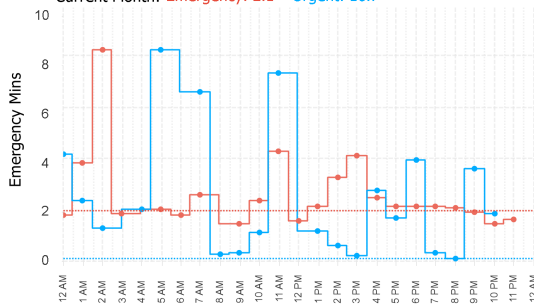
Ambulances at Hospital By Hour



Southern Region

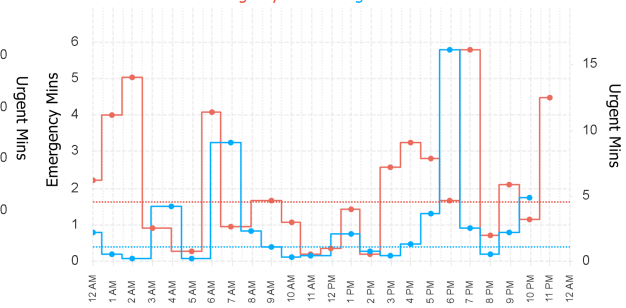
Median Activation Time

Current Month: Emergency: 2.1 Urgent: 16.7



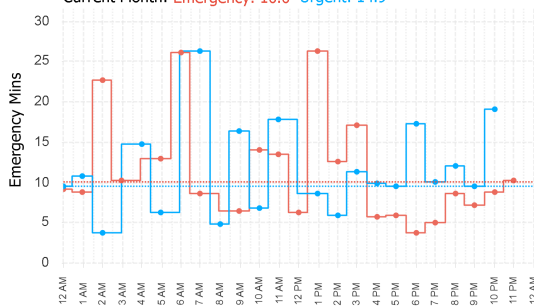
Median Turnout Time

Current Month: Emergency: 1.6 Urgent: 1.1



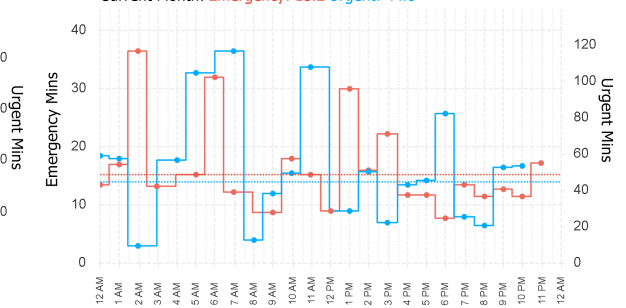
Median Travel Time

Current Month: Emergency: 10.0 Urgent: 14.9

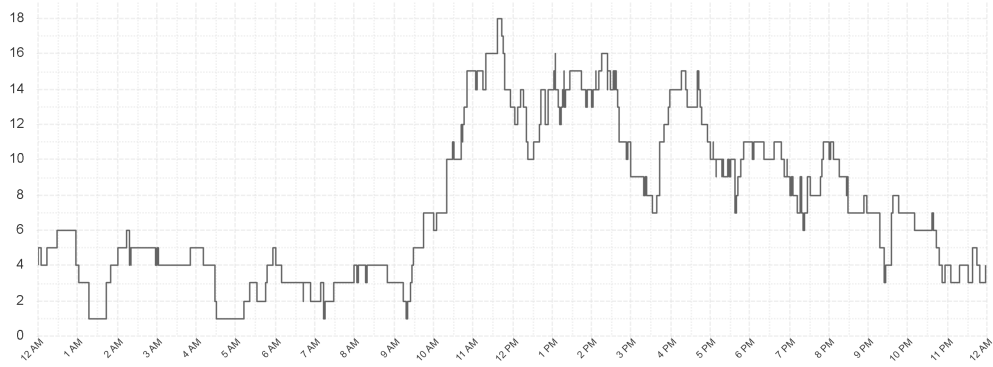


Median Response Time

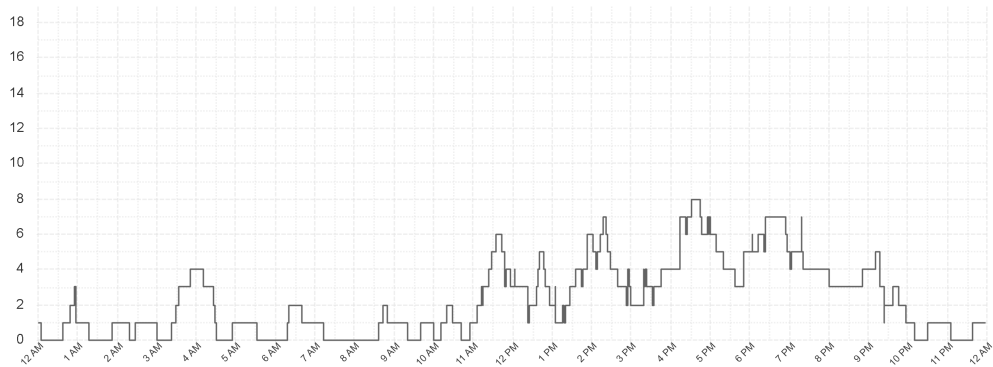
Current Month: Emergency: 15.2 Urgent: 44.8



EMS Utilisation By Hour



Ambulances at Hospital By Hour



Outlier Activity

Activation Time Outliers

Incident Number	Call Time	Region	Initial Priority	Activation Time (mins)
000364-01062024	9:32 PM	North	I	8

Turnout Time Outliers

Incident Number	Call Time	Region	Initial Priority	Fleet Number	Turnout Time (mins)
000041-01062024	04:44 AM	N West	I	707	6
000041-01062024	04:44 AM	N West	I	891	6
000197-01062024	01:02 PM	North	I	767	6
000290-01062024	04:48 PM	N West	I	749	7
000334-01062024	07:22 PM	South	I	851	6
000404-01062024	11:58 PM	South	I	857	5
000405-01062024	11:58 PM	South	I	885	6

Glossary

EMS Emergency

An immediately life threatening incident. On-road resources must mobilise as soon as possible and respond using emergency warning devices. Includes: EMS Incident Type. Priority 0 & 1.

EMS Urgent

An incident which should have a clinician on scene within 60 minutes. On-road resources must mobilise as soon as possible but respond without using emergency warning devices. Includes: EMS Incident Type. Priority 2,3,4.

Other

Non Urgent EMS incidents. Patient Travel and Interfacility Coordination jobs. Search and Rescue jobs

Outliers

Emergency Incidents with Activation and Turnout times greater than 5 minutes.

From: PerformanceReporting@ambulance.tas.gov.au
 Sent: Monday, 3 June 2024 12:01 PM
 Subject: Ambulance Tasmania Daily Activity Report

Ambulance Tasmania Daily Report: Sun 02 Jun



Current June MERT: 15.1

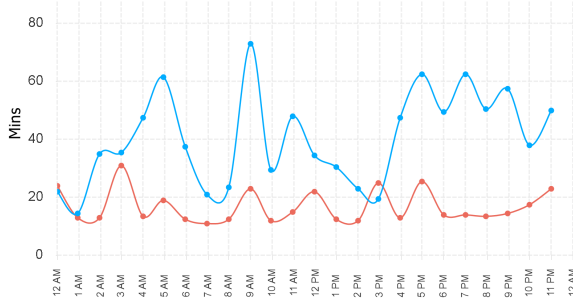
	Incidents			Total
	South	North	North West	
EMS Emergency	67	36	22	125
EMS Urgent	67	36	35	138
Other	9	8	8	25
Total	143	80	65	288

	Median Emergency Performance			
	South	North	North West	Total
Activation	2.2	2.0	2.1	2.1
Turnout	1.1	1.7	1.8	1.5
Travel	10.6	7.8	7.8	9.4
Response	15.3	16.5	12.1	14.7

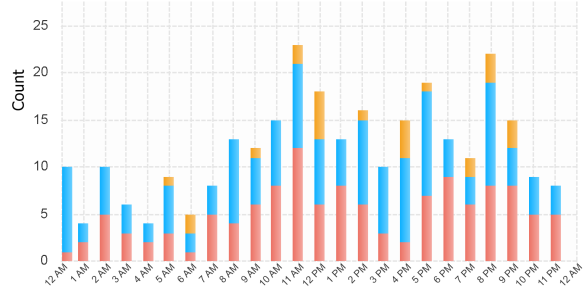
Legend

Emergency Urgent Other

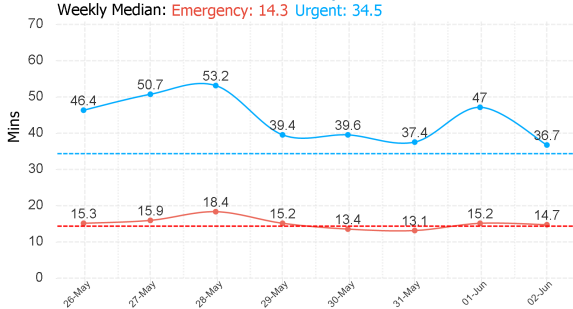
Median Response Time By Hour



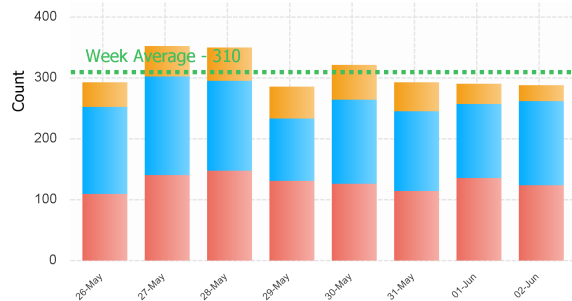
Incident Count by Hour



Previous Week Response Time



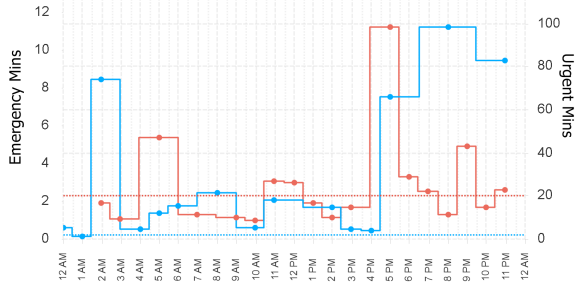
Previous Week Incident Count



Northern Region

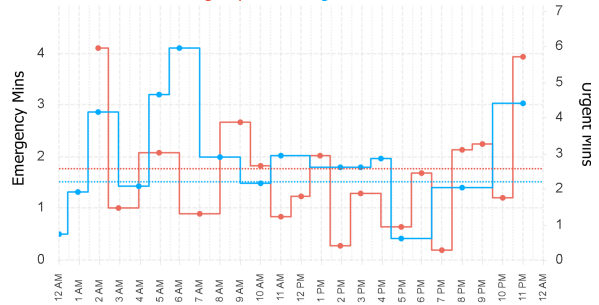
Median Activation Time

Current Month: **Emergency: 2.3** **Urgent: 19.0**



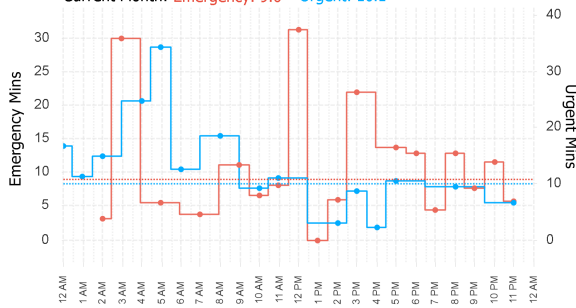
Median Turnout Time

Current Month: **Emergency: 1.8** **Urgent: 2.2**



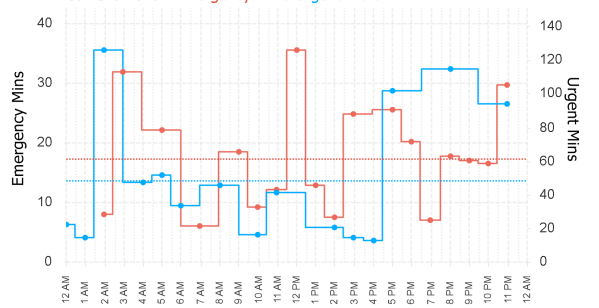
Median Travel Time

Current Month: **Emergency: 9.0** **Urgent: 10.1**

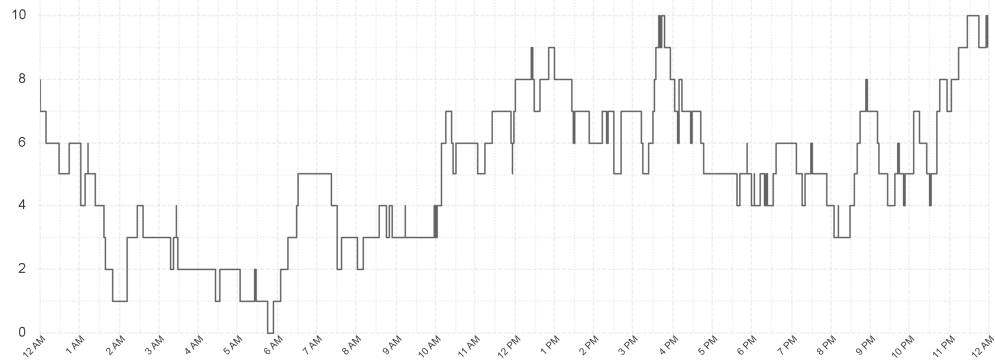


Median Response Time

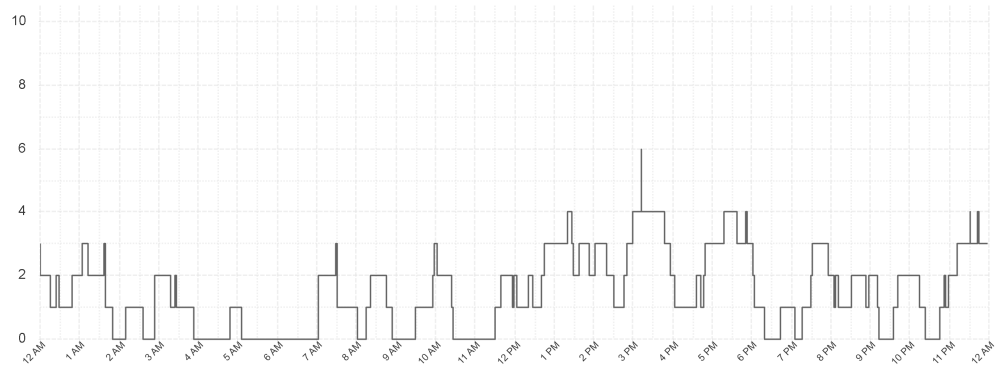
Current Month: **Emergency: 17.3** **Urgent: 48.8**



EMS Utilisation By Hour



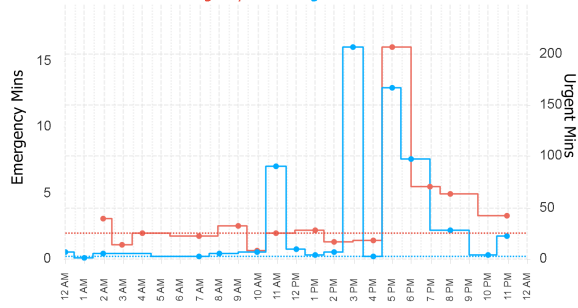
Ambulances at Hospital By Hour



North Western Region

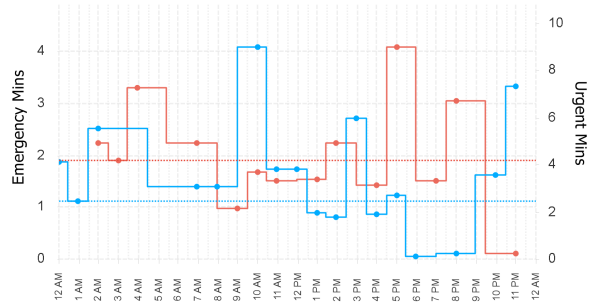
Median Activation Time

Current Month: **Emergency: 2.0** **Urgent: 11.7**



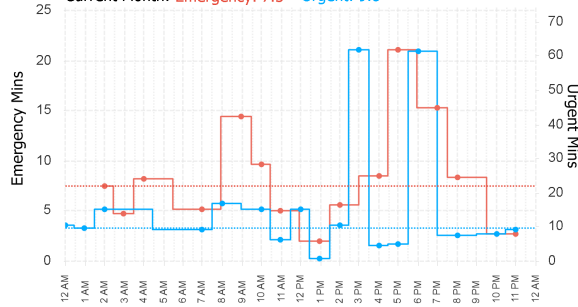
Median Turnout Time

Current Month: **Emergency: 1.9** **Urgent: 2.5**



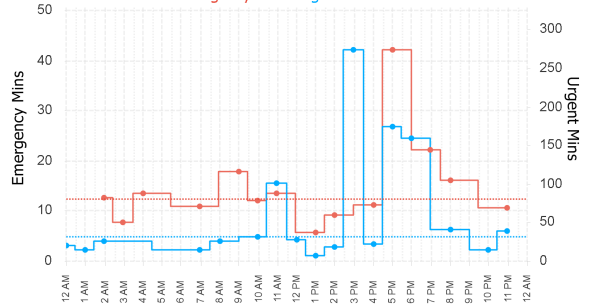
Median Travel Time

Current Month: **Emergency: 7.5** **Urgent: 9.8**

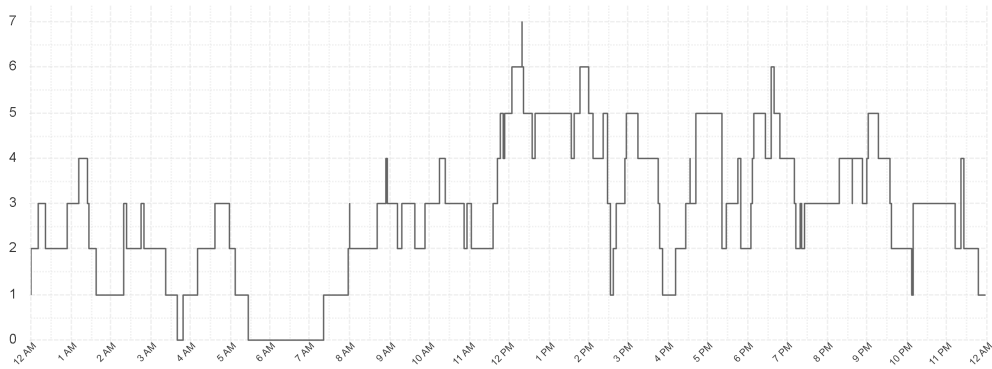


Median Response Time

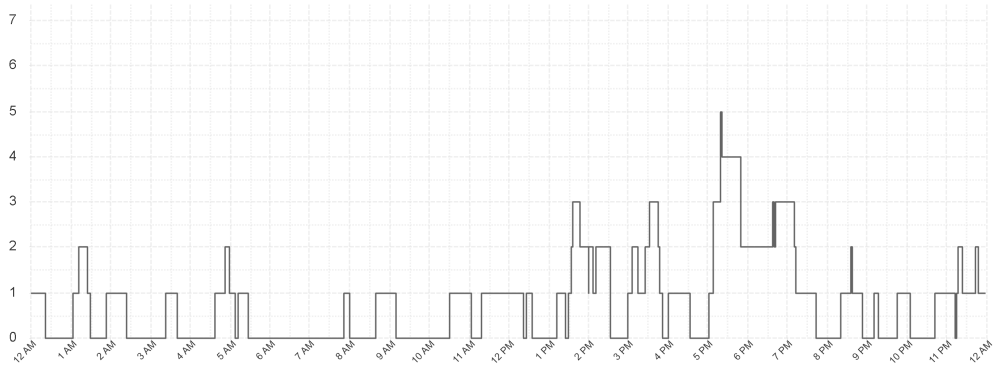
Current Month: **Emergency: 12.4** **Urgent: 31.4**



EMS Utilisation By Hour



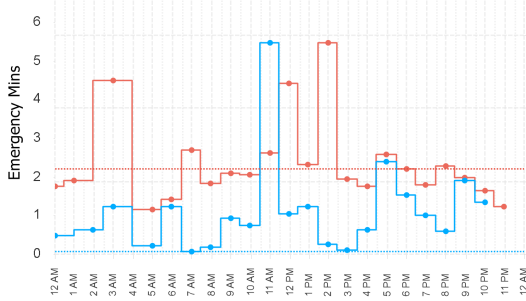
Ambulances at Hospital By Hour



Southern Region

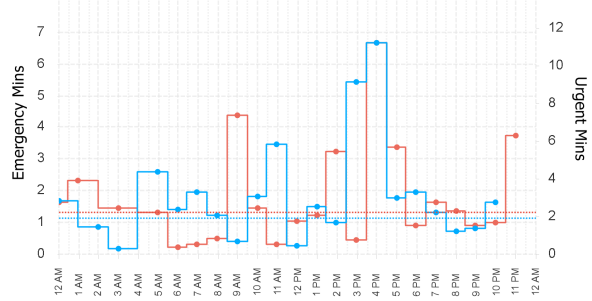
Median Activation Time

Current Month: Emergency: 2.2 Urgent: 18.8



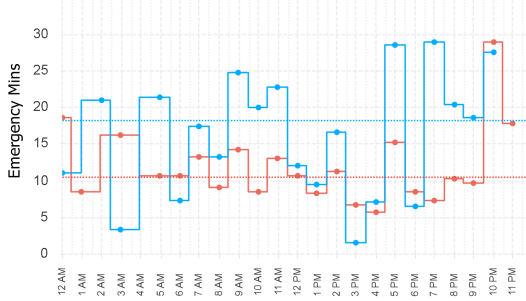
Median Turnout Time

Current Month: Emergency: 1.3 Urgent: 2.0



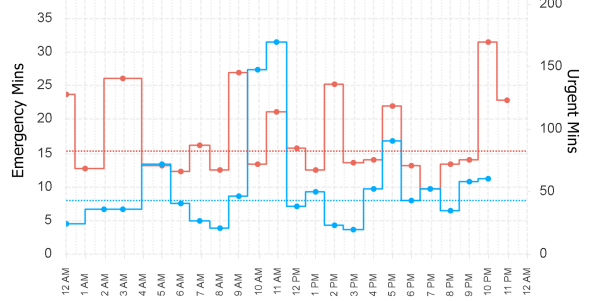
Median Travel Time

Current Month: Emergency: 10.4 Urgent: 14.9

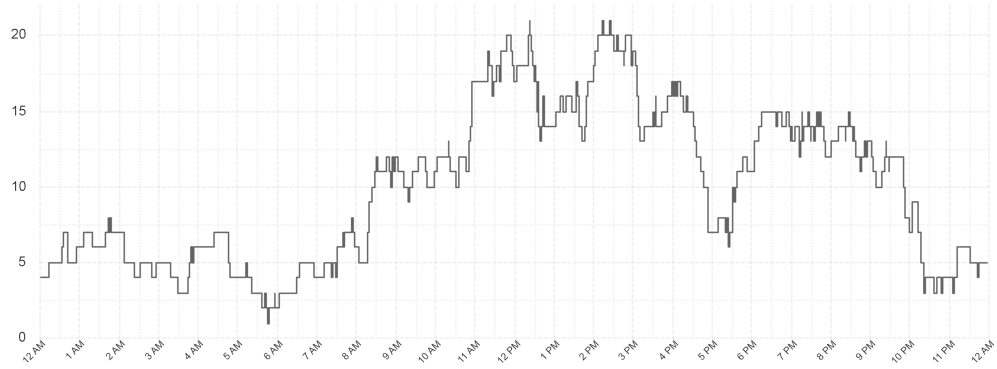


Median Response Time

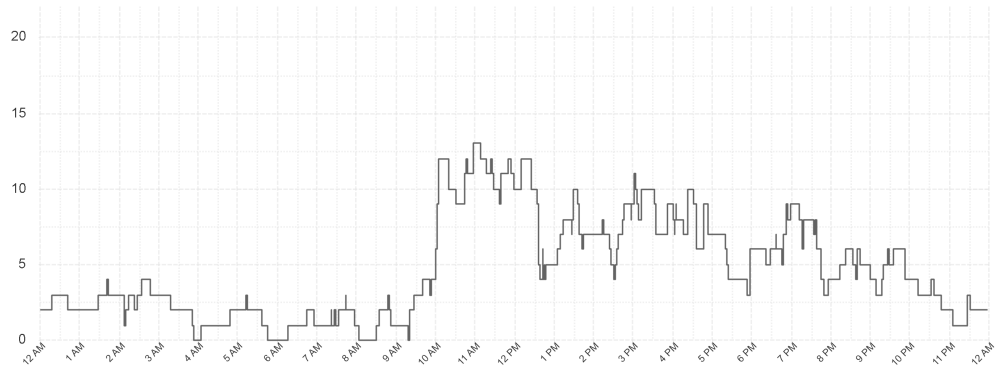
Current Month: Emergency: 15.3 Urgent: 42.6



EMS Utilisation By Hour



Ambulances at Hospital By Hour



Outlier Activity

Activation Time Outliers

Incident Number	Call Time	Region	Initial Priority	Activation Time (mins)
000136-02062024	11:24 AM	South	I	9
000290-02062024	5:54 PM	North	I	11
000299-02062024	6:17 PM	North	I	7
000318-02062024	7:18 PM	N West	I	9
000378-02062024	9:46 PM	North	I	7

Turnout Time Outliers

Incident Number	Call Time	Region	Initial Priority	Fleet Number	Turnout Time (mins)
000146-02062024	11:38 AM	N West	I	864	7
000253-02062024	04:20 PM	South	I	859	7
000300-02062024	06:18 PM	South	I	606	5
000402-02062024	11:42 PM	North	I	740	9

Glossary

EMS Emergency

An immediately life threatening incident. On-road resources must mobilise as soon as possible and respond using emergency warning devices.
Includes: EMS Incident Type. Priority 0 & 1.

EMS Urgent

An incident which should have a clinician on scene within 60 minutes. On-road resources must mobilise as soon as possible but respond without using emergency warning devices.
Includes: EMS Incident Type. Priority 2,3,4.

Other

Non Urgent EMS incidents. Patient Travel and Interfacility Coordination jobs. Search and Rescue jobs

Outliers

Emergency Incidents with Activation and Turnout times greater than 5 minutes.

From: PerformanceReporting@ambulance.tas.gov.au
Sent: Tuesday, 4 June 2024 6:00 AM
Subject: Ambulance Tasmania Daily Activity Report

Ambulance Tasmania Daily Report: Mon 03 Jun



Current June MERT: 15.3

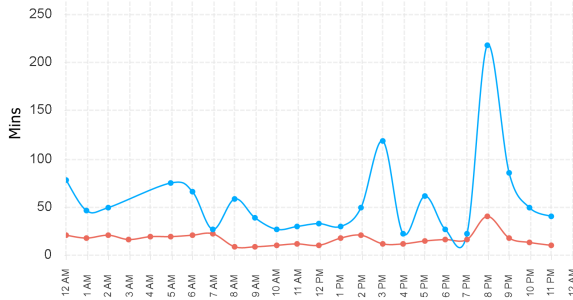
	Incidents			Total
	South	North	North West	
EMS Emergency	69	37	27	133
EMS Urgent	75	30	23	128
Other	18	22	12	52
Total	162	89	62	313

	Median Emergency Performance			
	South	North	North West	Total
Activation	2.4	2.3	2.3	2.3
Turnout	0.8	1.8	0.5	1.1
Travel	11.4	8.0	9.1	9.5
Response	19.3	12.8	13.4	16.6

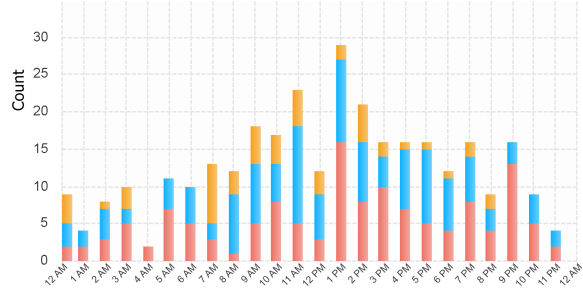
Legend

■ Emergency
 ■ Urgent
 ■ Other

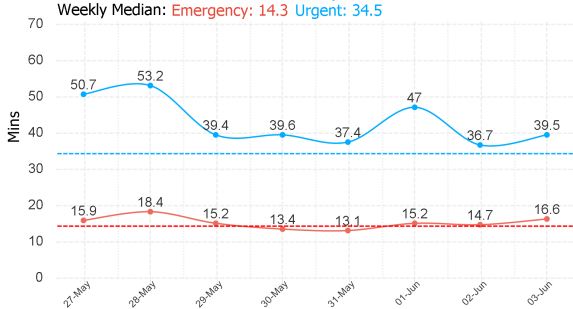
Median Response Time By Hour



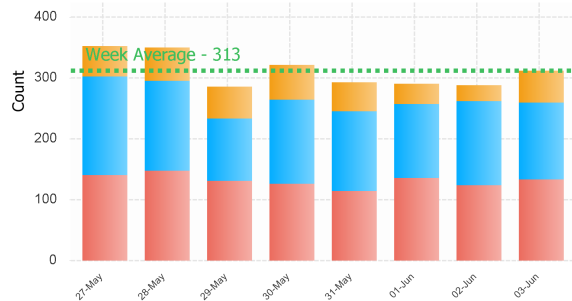
Incident Count by Hour



Previous Week Response Time



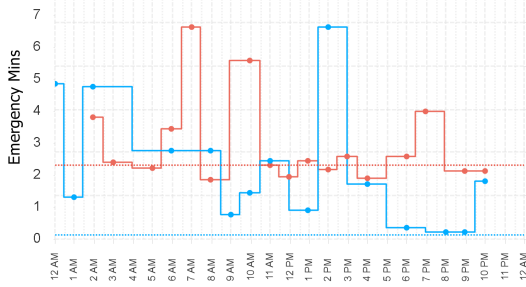
Previous Week Incident Count



Northern Region

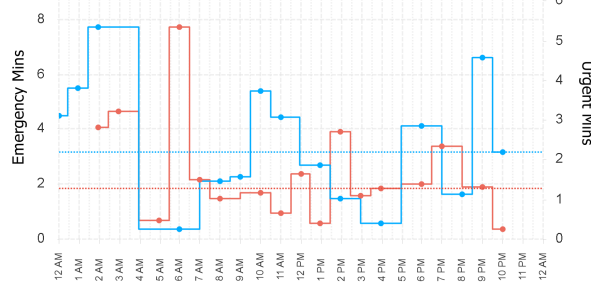
Median Activation Time

Current Month: **Emergency: 2.3** **Urgent: 18.0**



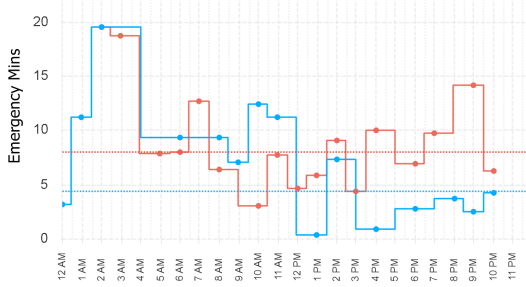
Median Turnout Time

Current Month: **Emergency: 1.8** **Urgent: 2.2**



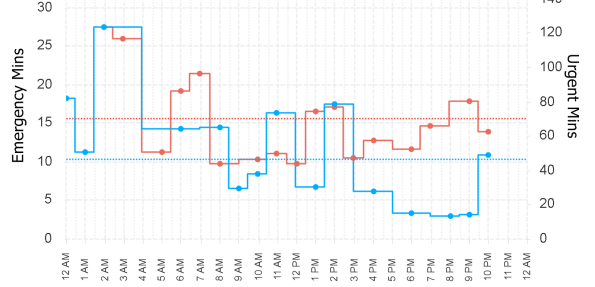
Median Travel Time

Current Month: **Emergency: 8.1** **Urgent: 10.7**

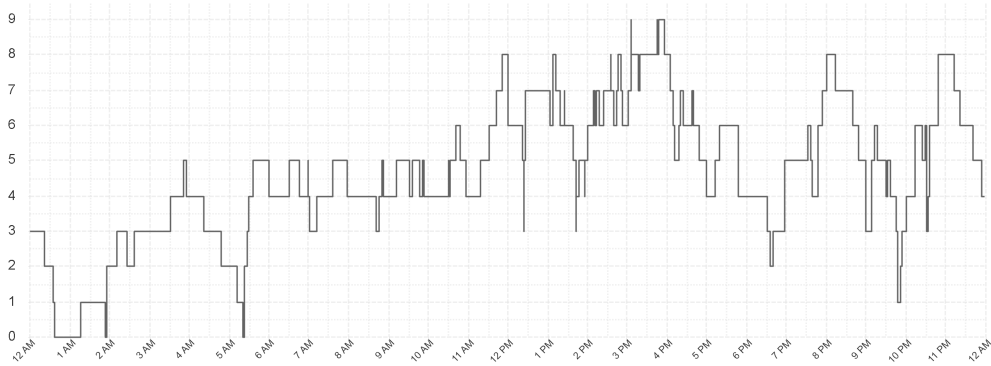


Median Response Time

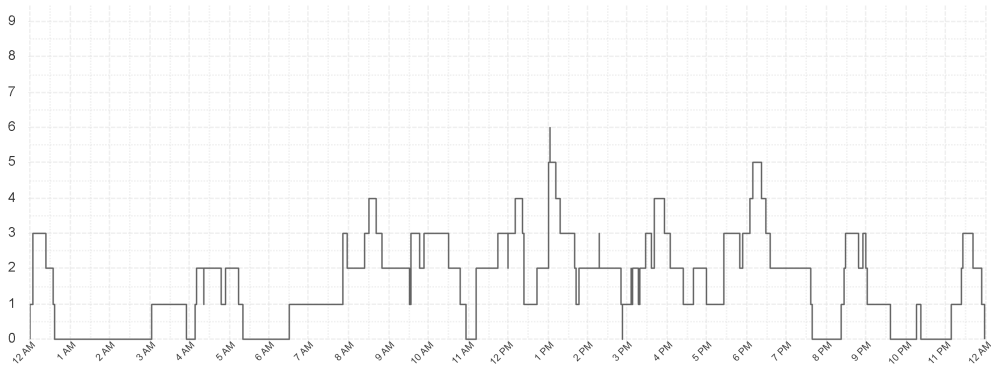
Current Month: **Emergency: 15.5** **Urgent: 46.4**



EMS Utilisation By Hour



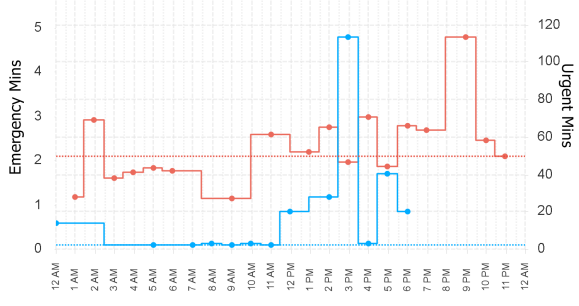
Ambulances at Hospital By Hour



North Western Region

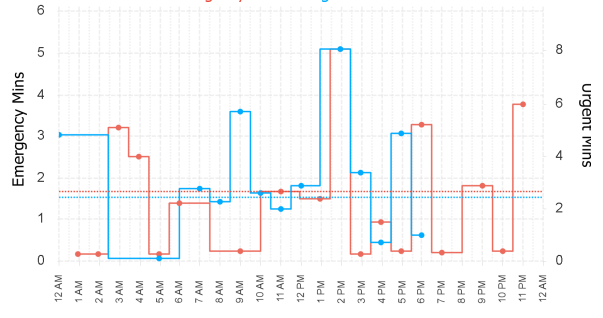
Median Activation Time

Current Month: **Emergency: 2.1** **Urgent: 11.4**



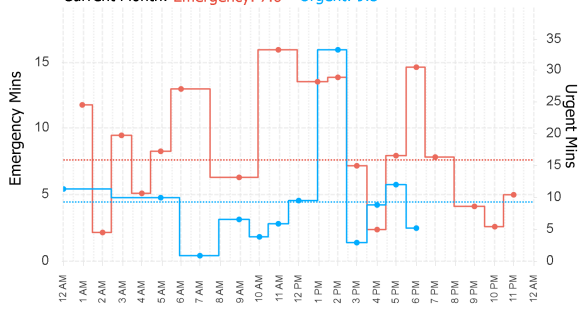
Median Turnout Time

Current Month: **Emergency: 1.7** **Urgent: 2.4**



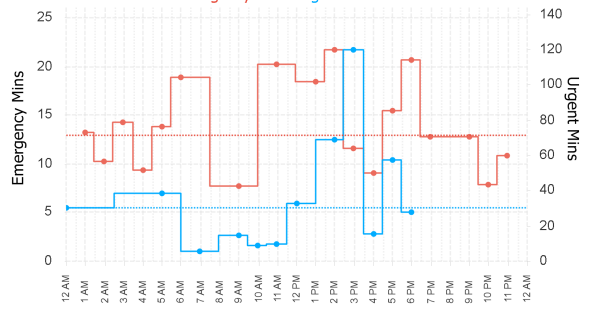
Median Travel Time

Current Month: **Emergency: 7.6** **Urgent: 9.5**

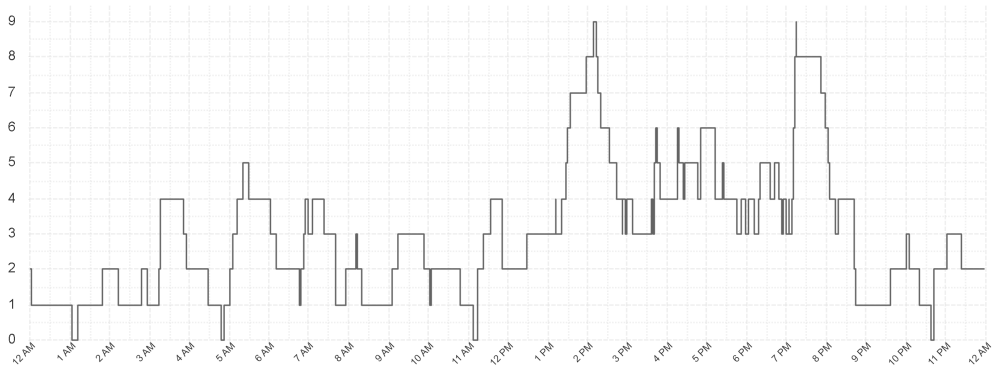


Median Response Time

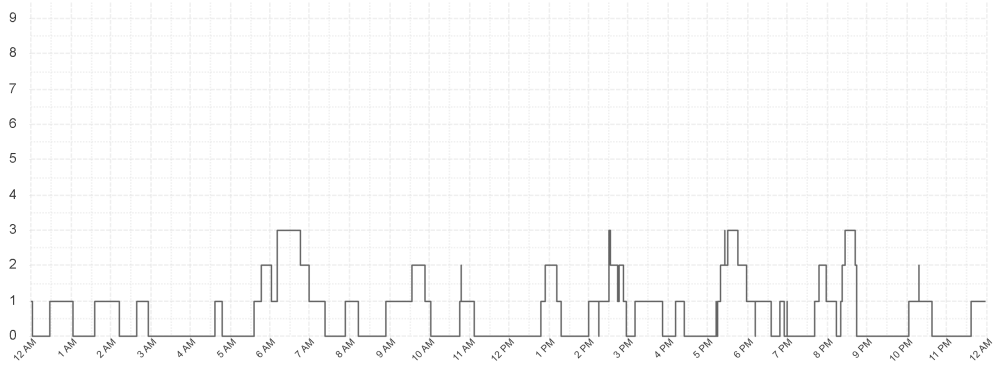
Current Month: **Emergency: 13.0** **Urgent: 30.5**



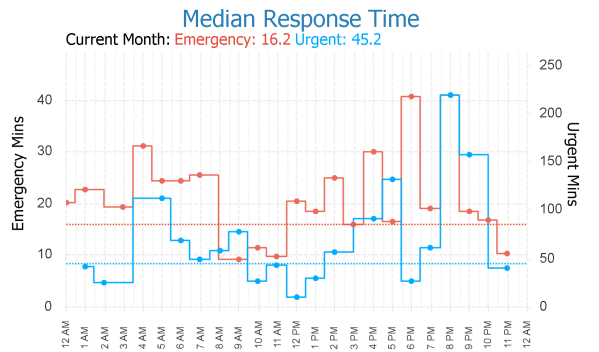
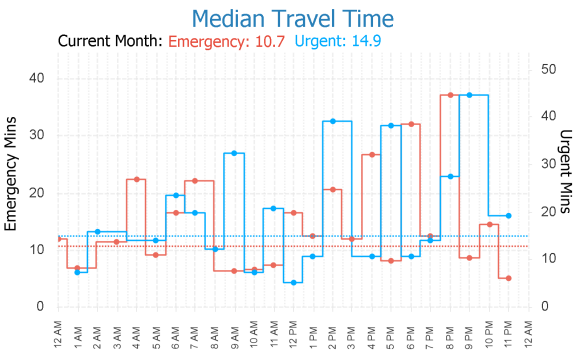
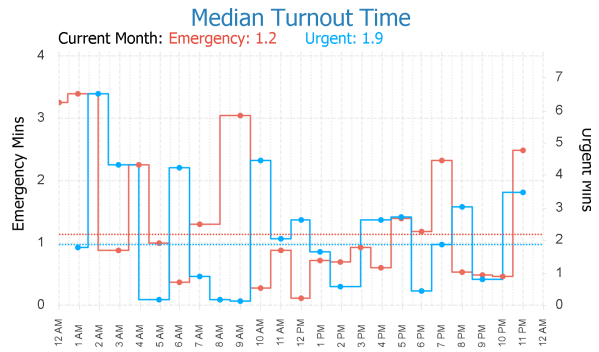
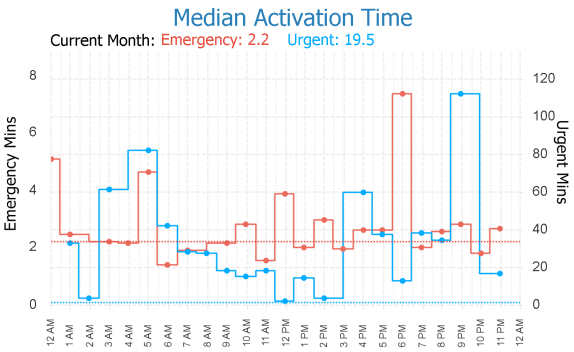
EMS Utilisation By Hour



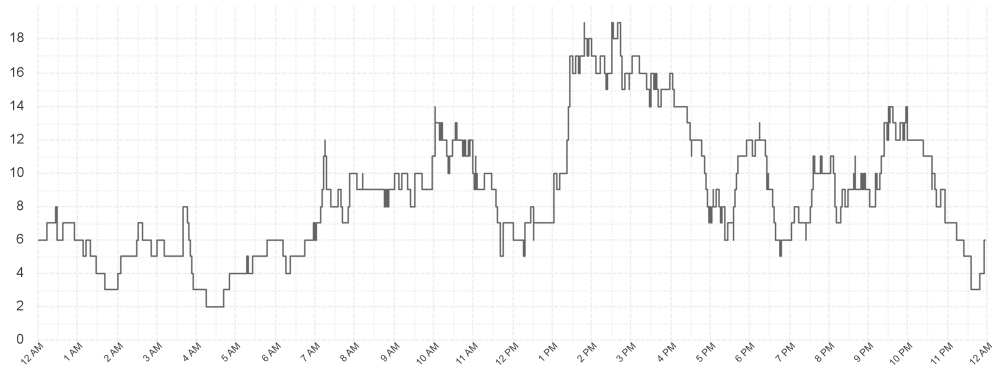
Ambulances at Hospital By Hour



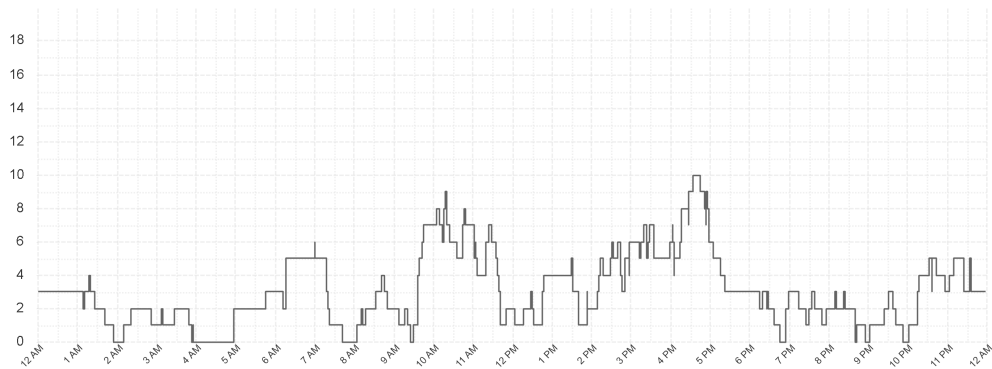
Southern Region



EMS Utilisation By Hour



Ambulances at Hospital By Hour



Outlier Activity

Activation Time Outliers

Incident Number	Call Time	Region	Initial Priority	Activation Time (mins)
000002-03062024	12:07 AM	South	I	7
000020-03062024	2:33 AM	North	I	6
000052-03062024	5:38 AM	South	I	9
000071-03062024	7:09 AM	North	I	7
000129-03062024	10:29 AM	North	I	6
000247-03062024	3:00 PM	North	I	6
000272-03062024	4:15 PM	North	I	5
000333-03062024	6:52 PM	South	I	13
000371-03062024	8:17 PM	South	I	5

Turnout Time Outliers

Incident Number	Call Time	Region	Initial Priority	Fleet Number	Turnout Time (mins)
000020-03062024	02:33 AM	North	I	702	5
000061-03062024	06:28 AM	North	I	701	8
000061-03062024	06:28 AM	North	I	743	8
000211-03062024	01:46 PM	South	I	869	7
000227-03062024	02:13 PM	N West	I	873	10
000239-03062024	02:45 PM	North	I	743	6

Glossary

EMS Emergency

An immediately life threatening incident. On-road resources must mobilise as soon as possible and respond using emergency warning devices.
Includes: EMS Incident Type. Priority 0 & 1.

EMS Urgent

An incident which should have a clinician on scene within 60 minutes. On-road resources must mobilise as soon as possible but respond without using emergency warning devices.
Includes: EMS Incident Type. Priority 2,3,4.

Other

Non Urgent EMS incidents. Patient Travel and Interfacility Coordination jobs. Search and Rescue jobs

Outliers

Emergency Incidents with Activation and Turnout times greater than 5 minutes.

From: PerformanceReporting@ambulance.tas.gov.au
Sent: Wednesday, 5 June 2024 6:01 AM
Subject: Ambulance Tasmania Daily Activity Report

Ambulance Tasmania Daily Report: Tue 04 Jun



Current June MERT: 15.4

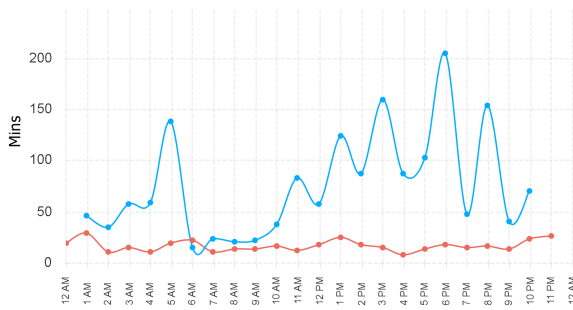
	Incidents			Total
	South	North	North West	
EMS Emergency	74	51	28	153
EMS Urgent	55	37	44	136
Other	26	15	21	62
Total	155	103	93	351

	Median Emergency Performance			Total
	South	North	North West	
Activation	2.2	2.6	2.3	2.3
Turnout	1.1	1.1	1.1	1.1
Travel	10.1	10.0	8.9	9.9
Response	16.1	16.5	15.4	16.0

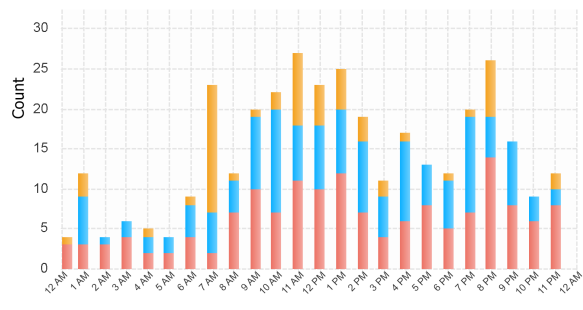
Legend

■ Emergency
 ■ Urgent
 ■ Other

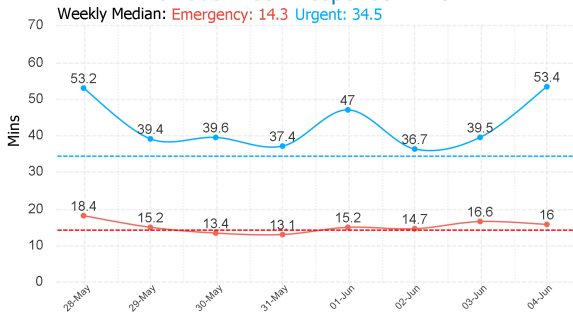
Median Response Time By Hour



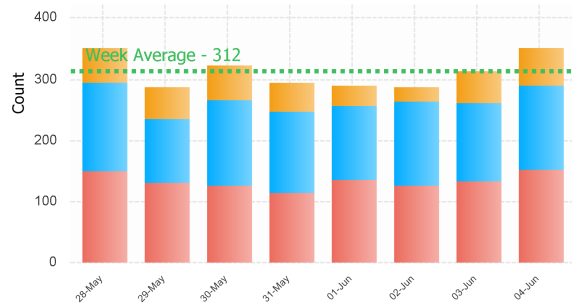
Incident Count by Hour



Previous Week Response Time

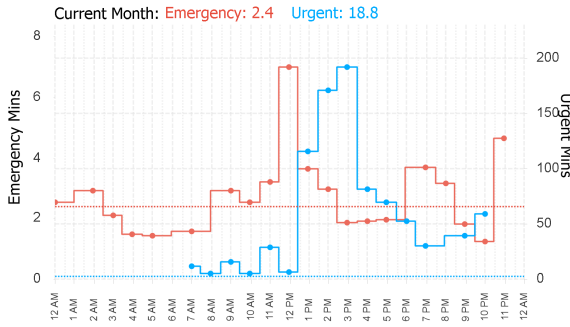


Previous Week Incident Count

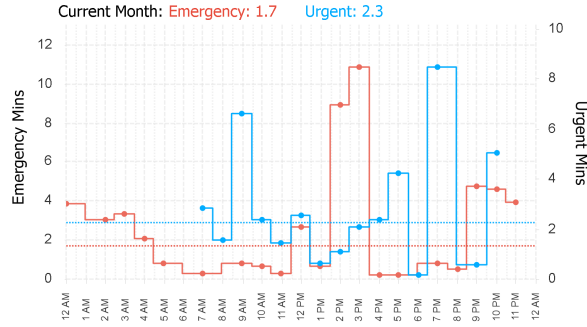


Northern Region

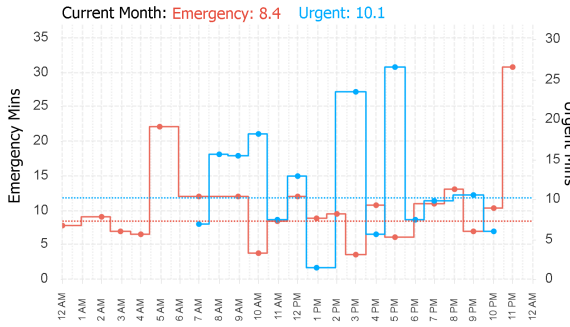
Median Activation Time



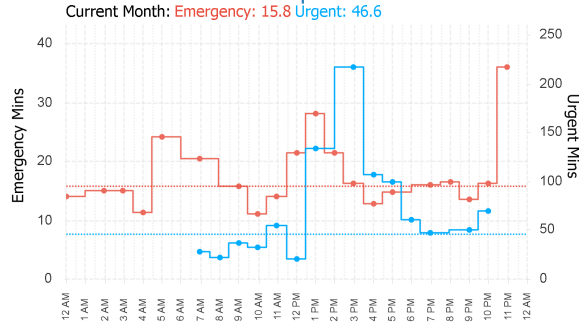
Median Turnout Time



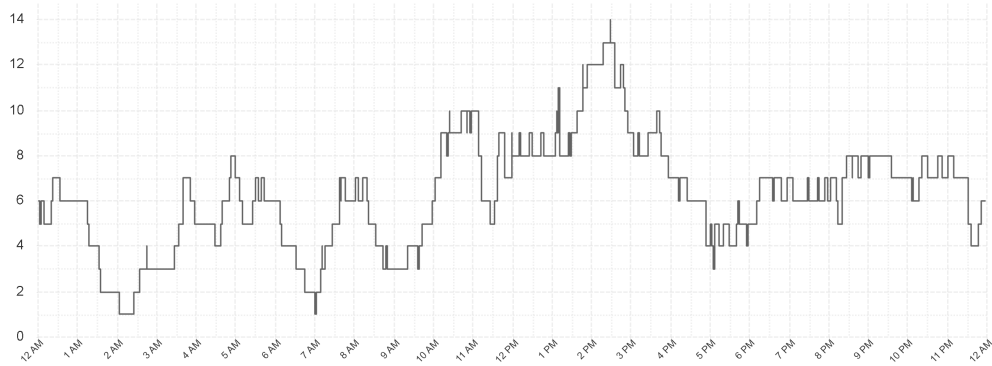
Median Travel Time



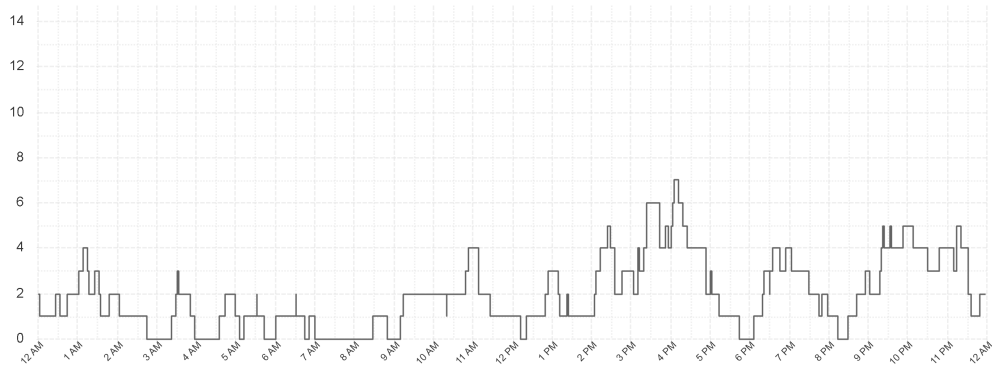
Median Response Time



EMS Utilisation By Hour

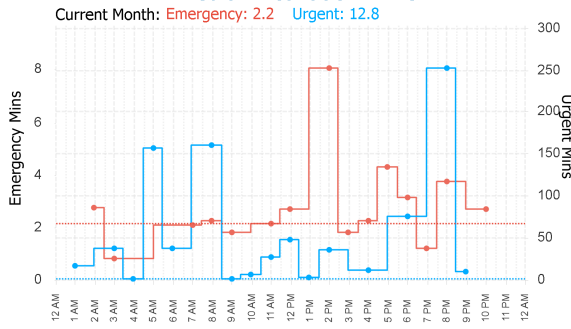


Ambulances at Hospital By Hour

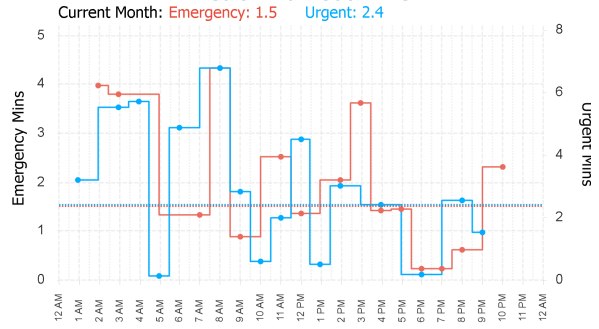


North Western Region

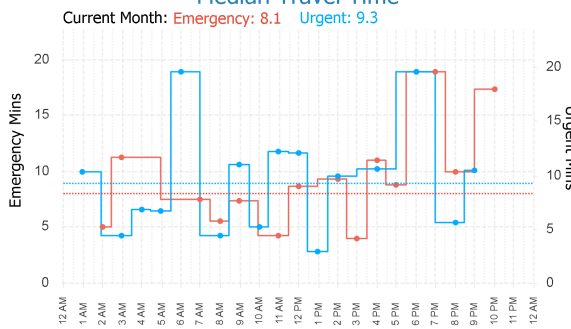
Median Activation Time



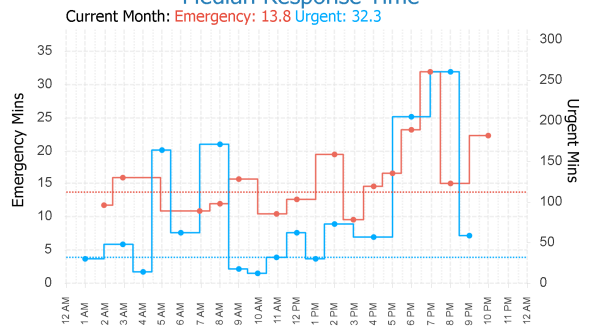
Median Turnout Time



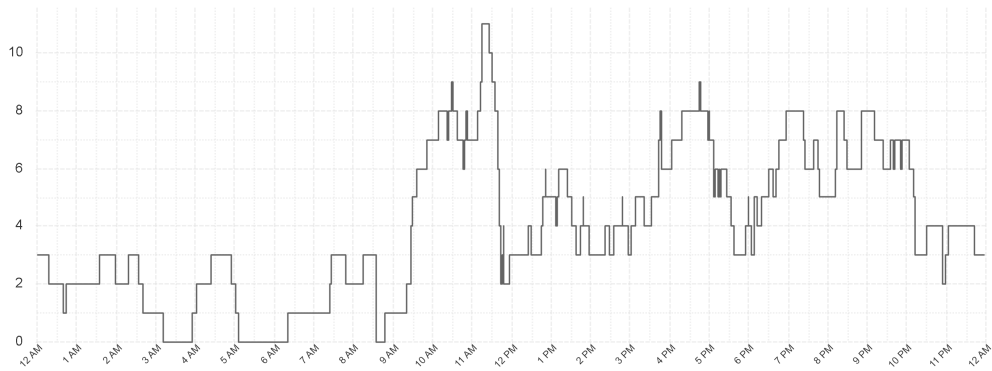
Median Travel Time



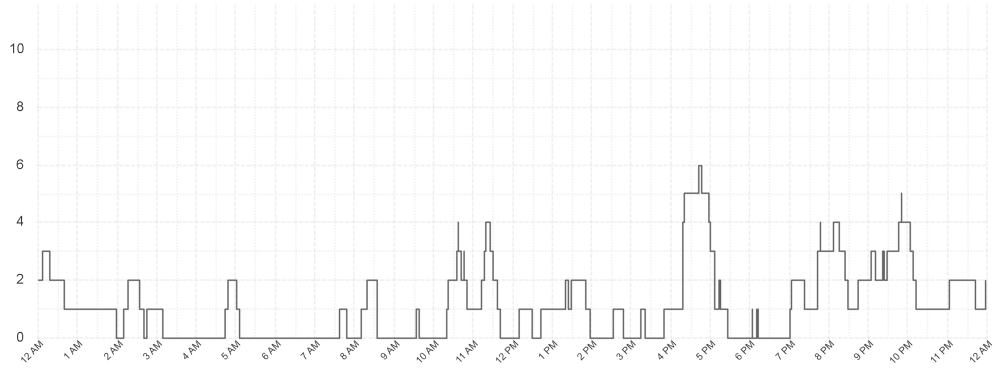
Median Response Time



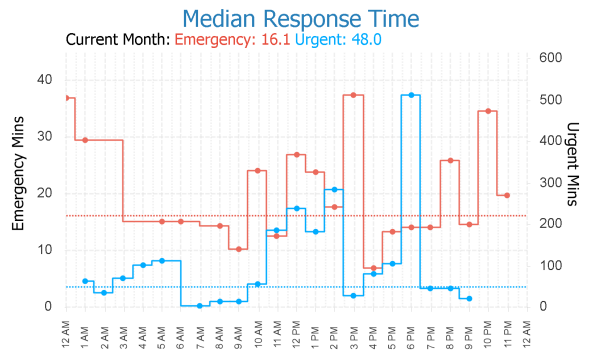
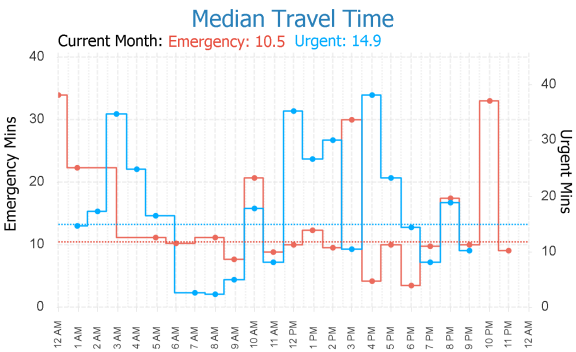
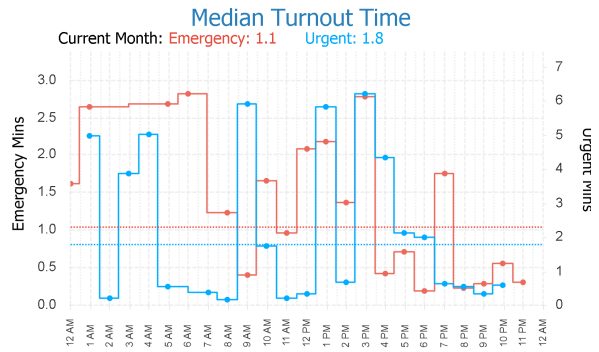
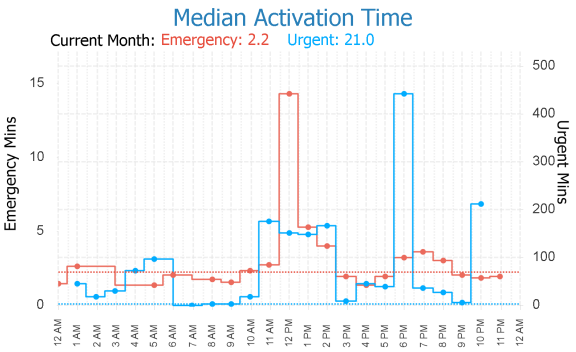
EMS Utilisation By Hour



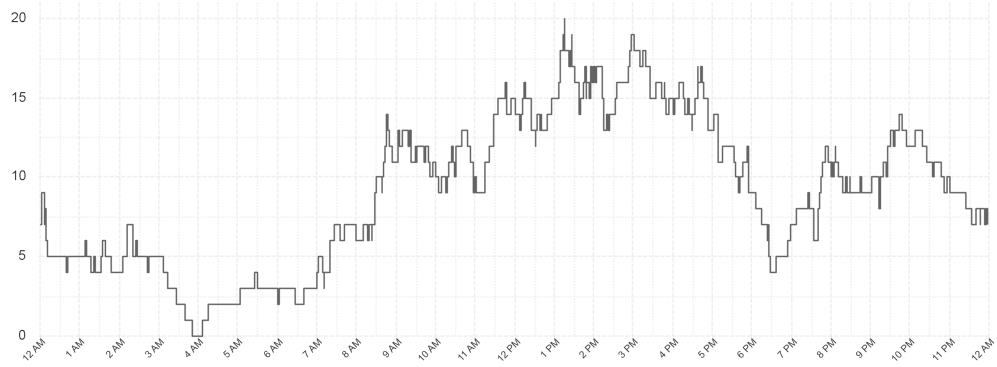
Ambulances at Hospital By Hour



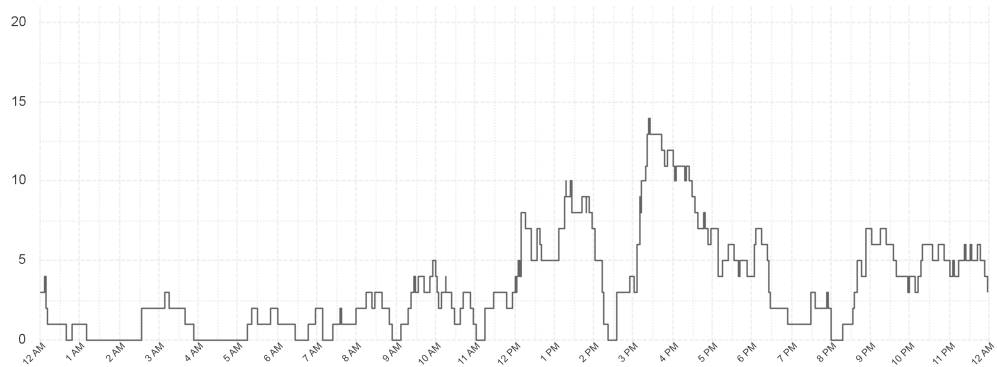
Southern Region



EMS Utilisation By Hour



Ambulances at Hospital By Hour



Outlier Activity

Activation Time Outliers

Incident Number	Call Time	Region	Initial Priority	Activation Time (mins)
000014-04062024	1:32 AM	South	I	5
000050-04062024	6:59 AM	South	I	7
000189-04062024	12:00 PM	South	I	15
000220-04062024	12:59 PM	North	I	7
000227-04062024	1:09 PM	South	I	7
000240-04062024	1:32 PM	South	I	10
000248-04062024	1:42 PM	North	I	5
000277-04062024	2:49 PM	South	I	6
000406-04062024	7:57 PM	South	I	6
000412-04062024	8:12 PM	N West	I	7
000416-04062024	8:23 PM	South	I	8
000430-04062024	8:57 PM	N West	I	5
000469-04062024	11:17 PM	North	I	5

Turnout Time Outliers

Incident Number	Call Time	Region	Initial Priority	Fleet Number	Turnout Time (mins)
000014-04062024	01:32 AM	South	I	718	6
000032-04062024	03:41 AM	North	I	702	15
000032-04062024	03:41 AM	North	I	731	8
000032-04062024	03:41 AM	North	I	893	7
000157-04062024	11:12 AM	South	I	892	6
000215-04062024	12:47 PM	South	I	885	5
000271-04062024	02:40 PM	North	I	748	9
000290-04062024	03:25 PM	North	I	701	11
000299-04062024	03:53 PM	South	I	869	5
000439-04062024	09:22 PM	North	I	702	9
000462-04062024	10:46 PM	North	I	701	5
000469-04062024	11:17 PM	North	I	729	13

Glossary

EMS Emergency

An immediately life threatening incident. On-road resources must mobilise as soon as possible and respond using emergency warning devices. Includes: EMS Incident Type. Priority 0 & 1.

EMS Urgent

An incident which should have a clinician on scene within 60 minutes. On-road resources must mobilise as soon as possible but respond without using emergency warning devices. Includes: EMS Incident Type. Priority 2,3,4.

Other

Non Urgent EMS incidents. Patient Travel and Interfacility Coordination jobs. Search and Rescue jobs

Outliers

Emergency Incidents with Activation and Turnout times greater than 5 minutes.

From: PerformanceReporting@ambulance.tas.gov.au
 Sent: Thursday, 6 June 2024 5:59 AM
 Subject: Ambulance Tasmania Daily Activity Report

Ambulance Tasmania Daily Report: Wed 05 Jun



Current June MERT: 15.5

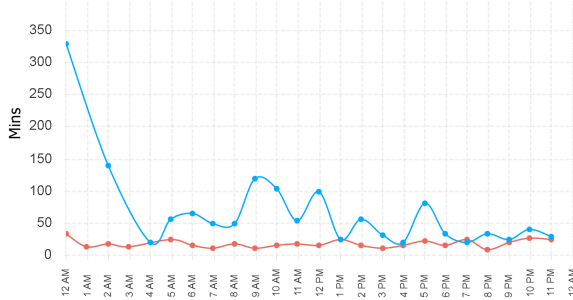
	Incidents			Total
	South	North	North West	
EMS Emergency	66	28	25	119
EMS Urgent	67	34	39	140
Other	25	13	8	46
Total	158	75	72	305

	Median Emergency Performance			Total
	South	North	North West	
Activation	2.7	2.3	3.3	2.7
Turnout	0.5	2.0	1.9	1.0
Travel	10.7	8.3	7.0	10.0
Response	18.7	14.4	14.9	16.9

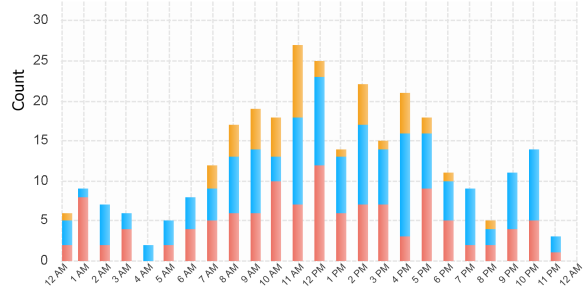
Legend

Emergency Urgent Other

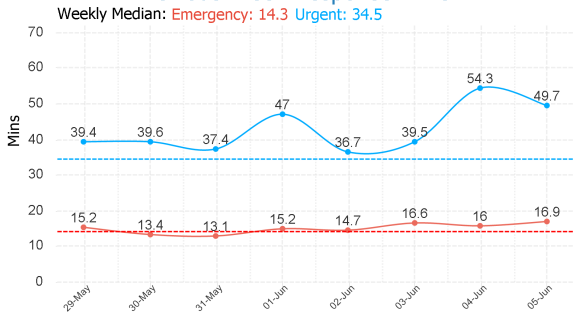
Median Response Time By Hour



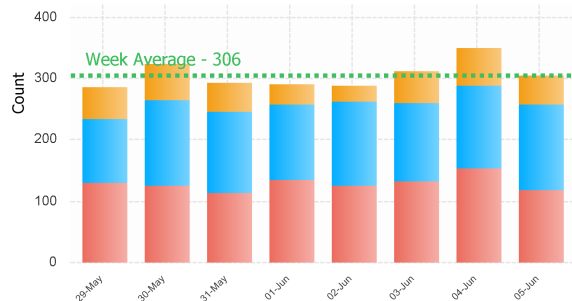
Incident Count by Hour



Previous Week Response Time



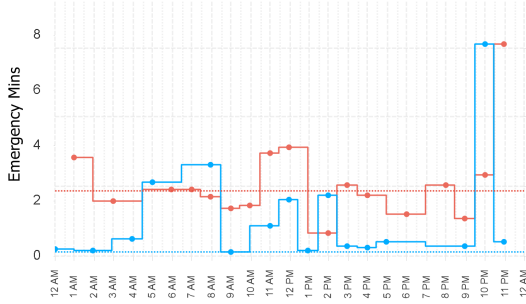
Previous Week Incident Count



Northern Region

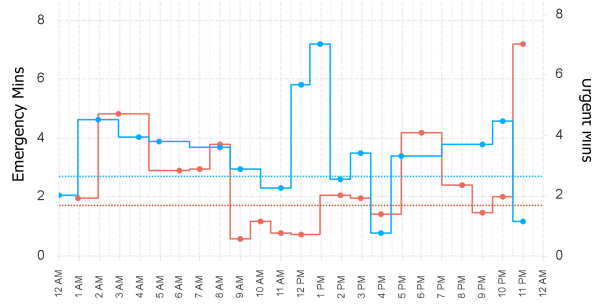
Median Activation Time

Current Month: **Emergency: 2.4** **Urgent: 15.3**



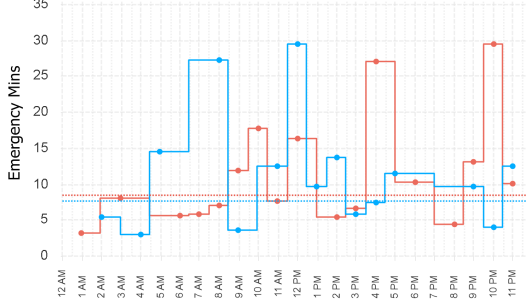
Median Turnout Time

Current Month: **Emergency: 1.7** **Urgent: 2.6**



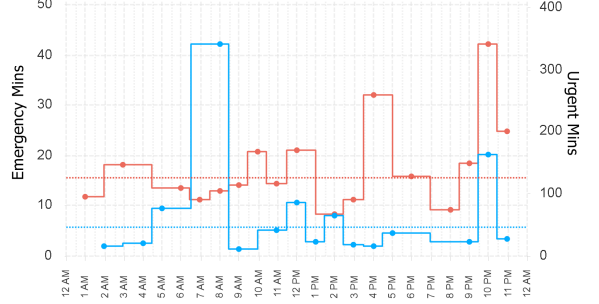
Median Travel Time

Current Month: **Emergency: 8.5** **Urgent: 10.6**

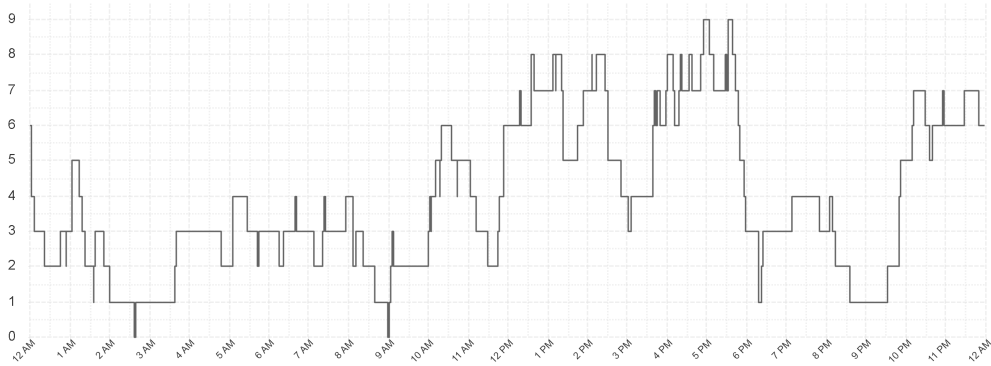


Median Response Time

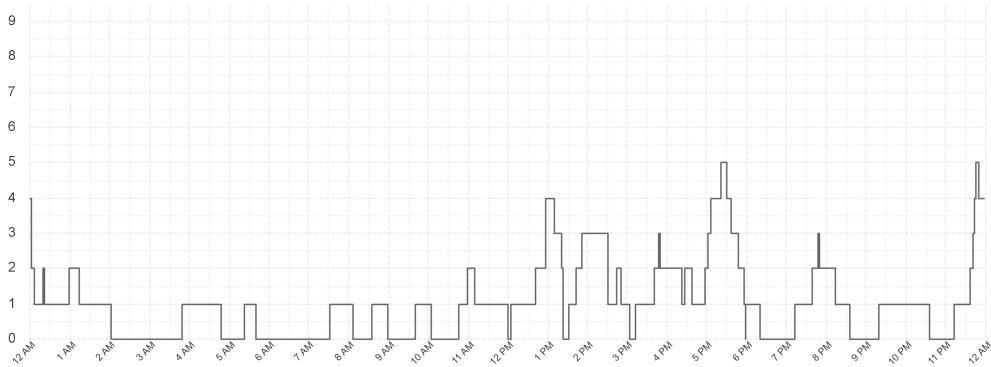
Current Month: **Emergency: 15.6** **Urgent: 46.1**



EMS Utilisation By Hour



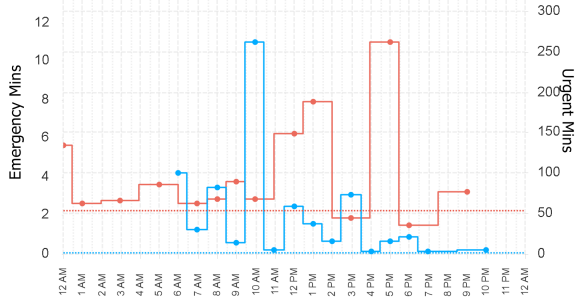
Ambulances at Hospital By Hour



North Western Region

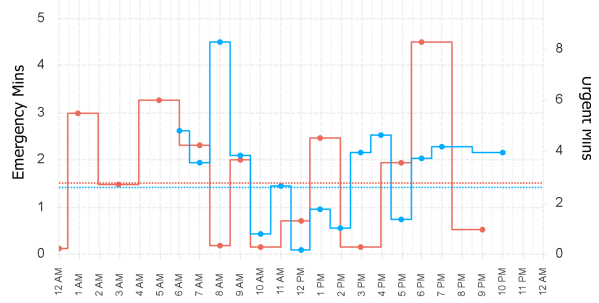
Median Activation Time

Current Month: **Emergency: 2.2** **Urgent: 13.7**



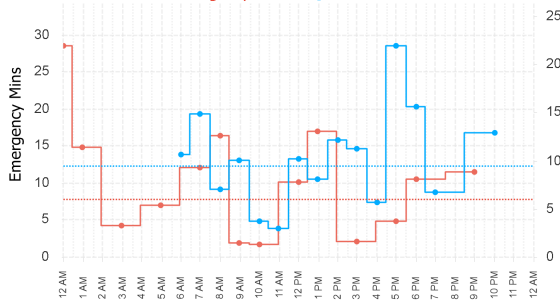
Median Turnout Time

Current Month: **Emergency: 1.5** **Urgent: 2.6**



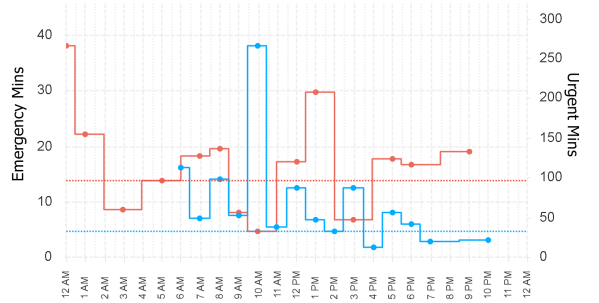
Median Travel Time

Current Month: **Emergency: 7.9** **Urgent: 9.4**

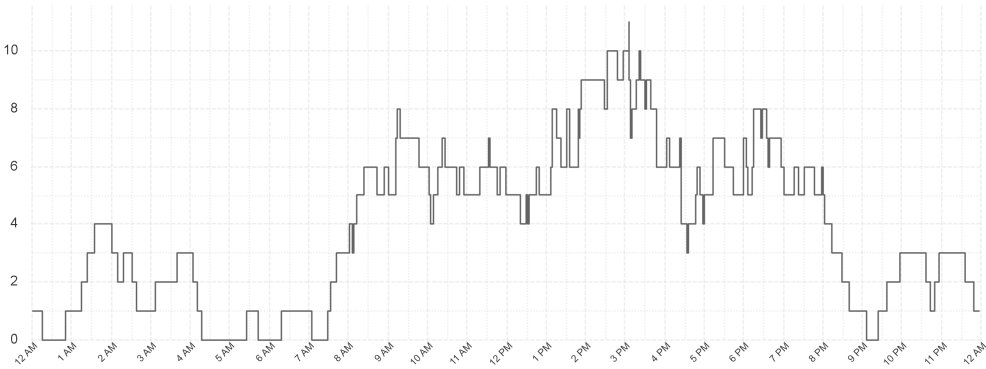


Median Response Time

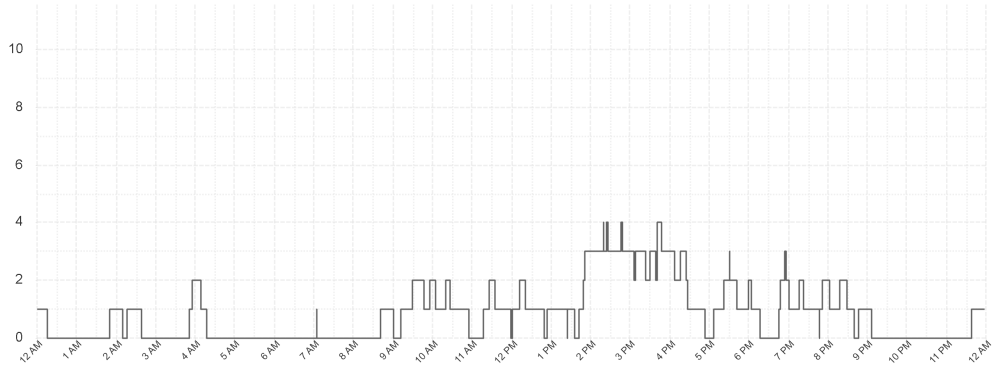
Current Month: **Emergency: 13.8** **Urgent: 33.0**



EMS Utilisation By Hour



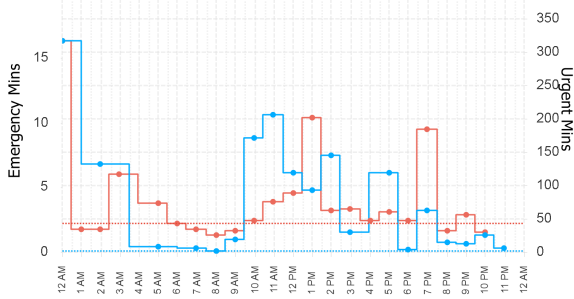
Ambulances at Hospital By Hour



Southern Region

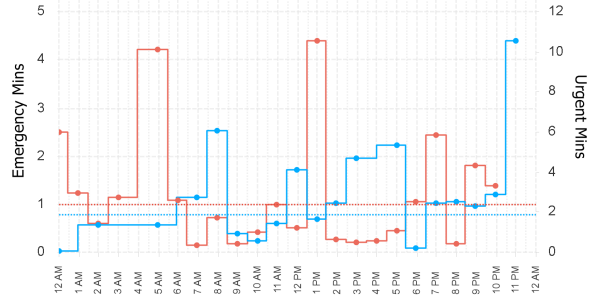
Median Activation Time

Current Month: **Emergency: 2.3** **Urgent: 24.1**



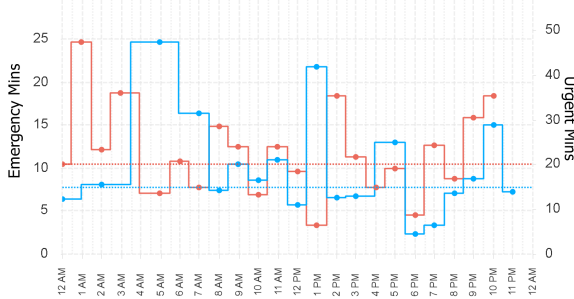
Median Turnout Time

Current Month: **Emergency: 1.0** **Urgent: 1.9**



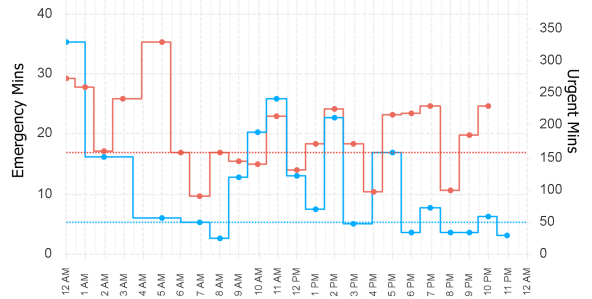
Median Travel Time

Current Month: **Emergency: 10.5** **Urgent: 15.0**

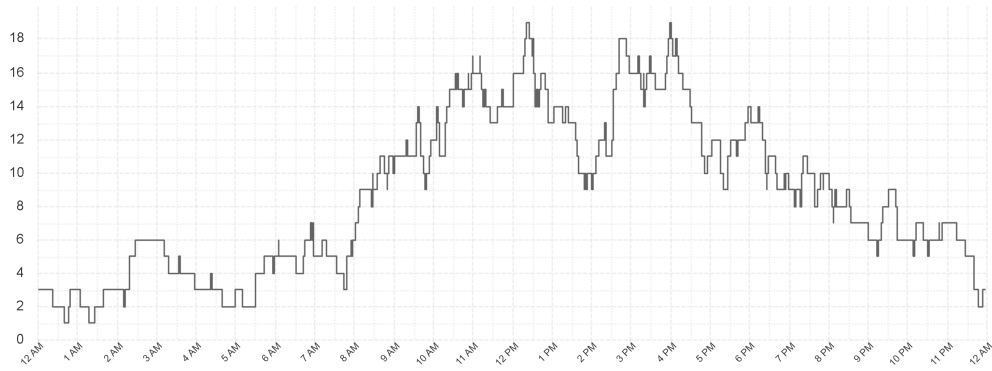


Median Response Time

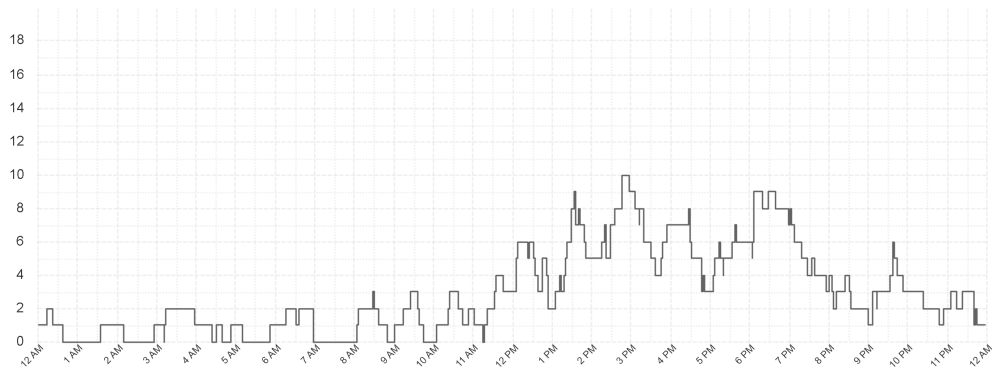
Current Month: **Emergency: 16.8** **Urgent: 50.5**



EMS Utilisation By Hour



Ambulances at Hospital By Hour



Outlier Activity

Activation Time Outliers

Incident Number	Call Time	Region	Initial Priority	Activation Time (mins)
000013-05062024	1:00 AM	North	I	6
000040-05062024	3:29 AM	South	I	6
000202-05062024	12:41 PM	N West	I	6
000206-05062024	12:47 PM	South	I	7
000210-05062024	12:50 PM	South	I	15
000212-05062024	1:01 PM	N West	I	8
000213-05062024	1:02 PM	N West	I	8
000291-05062024	3:51 PM	South	I	8
000350-05062024	5:47 PM	South	I	42
000353-05062024	5:57 PM	South	I	16
000385-05062024	7:35 PM	South	I	9
000386-05062024	7:39 PM	South	I	10
000432-05062024	11:22 PM	North	I	8

Turnout Time Outliers

Incident Number	Call Time	Region	Initial Priority	Fleet Number	Turnout Time (mins)
000016-05062024	01:23 AM	N West	I	707	6
000059-05062024	06:43 AM	South	I	734	6
000059-05062024	06:43 AM	South	I	859	15
000359-05062024	06:24 PM	North	I	704	5
000432-05062024	11:22 PM	North	I	705	7

Glossary

EMS Emergency

An immediately life threatening incident. On-road resources must mobilise as soon as possible and respond using emergency warning devices. Includes: EMS Incident Type. Priority 0 & 1.

EMS Urgent

An incident which should have a clinician on scene within 60 minutes. On-road resources must mobilise as soon as possible but respond without using emergency warning devices. Includes: EMS Incident Type. Priority 2,3,4.

Other

Non Urgent EMS incidents. Patient Travel and Interfacility Coordination jobs. Search and Rescue jobs

Outliers

Emergency Incidents with Activation and Turnout times greater than 5 minutes.

From: PerformanceReporting@ambulance.tas.gov.au
 Sent: Friday, 7 June 2024 6:00 AM
 Subject: Ambulance Tasmania Daily Activity Report

Ambulance Tasmania Daily Report: Thur 06 Jun



Current June MERT: 15.3

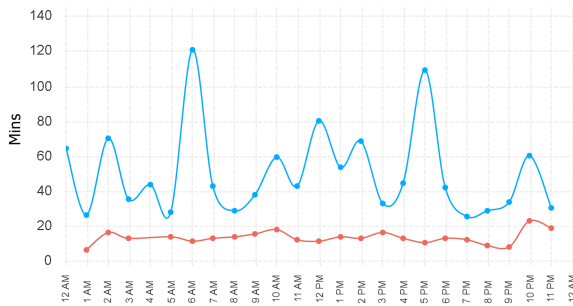
	Incidents			Total
	South	North	North West	
EMS Emergency	44	39	19	102
EMS Urgent	73	38	36	147
Other	18	23	21	62
Total	135	100	76	311

	Median Emergency Performance			Total
	South	North	North West	
Activation	2.1	1.8	2.1	2.0
Turnout	0.6	2.3	1.3	1.3
Travel	8.9	6.5	7.8	7.8
Response	15.4	12.7	12.1	13.5

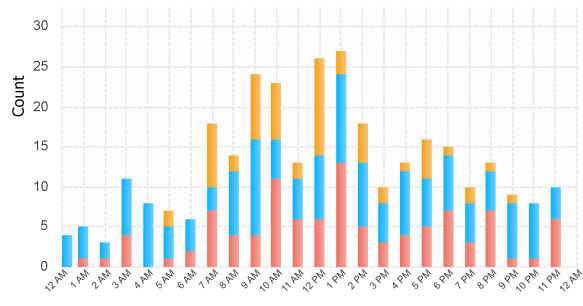
Legend

Emergency Urgent Other

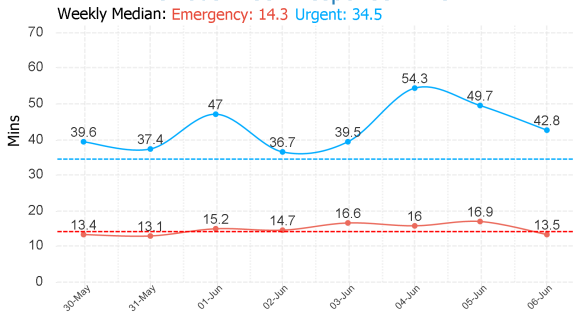
Median Response Time By Hour



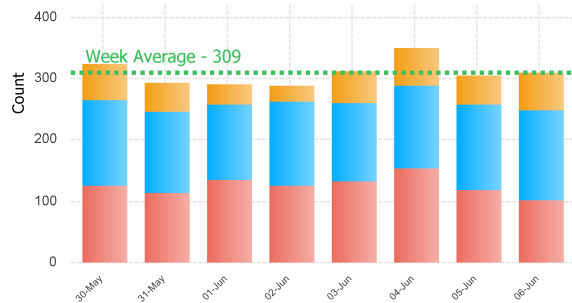
Incident Count by Hour



Previous Week Response Time



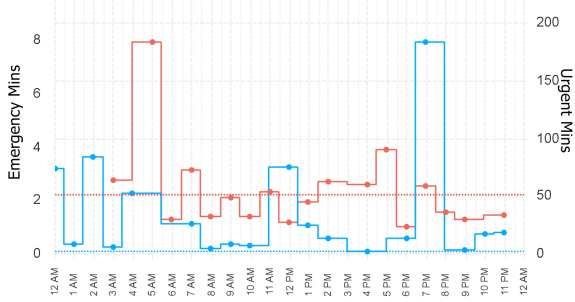
Previous Week Incident Count



Northern Region

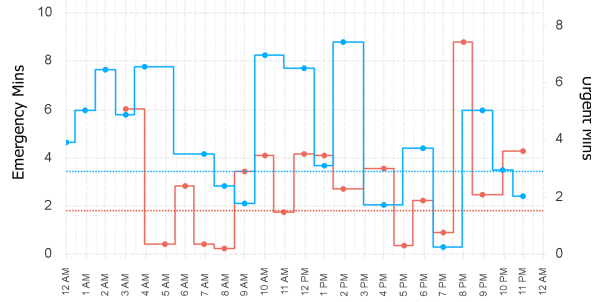
Median Activation Time

Current Month: **Emergency: 2.2** **Urgent: 14.6**



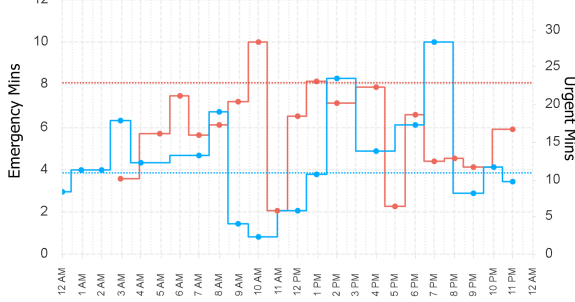
Median Turnout Time

Current Month: **Emergency: 1.8** **Urgent: 2.9**



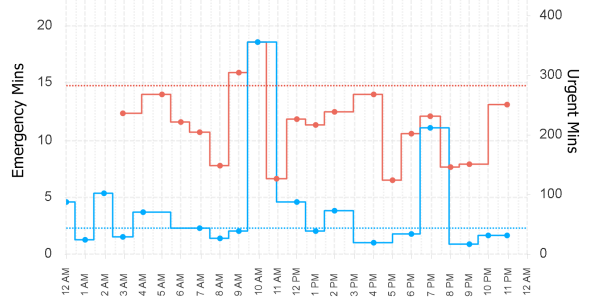
Median Travel Time

Current Month: **Emergency: 8.1** **Urgent: 11.0**

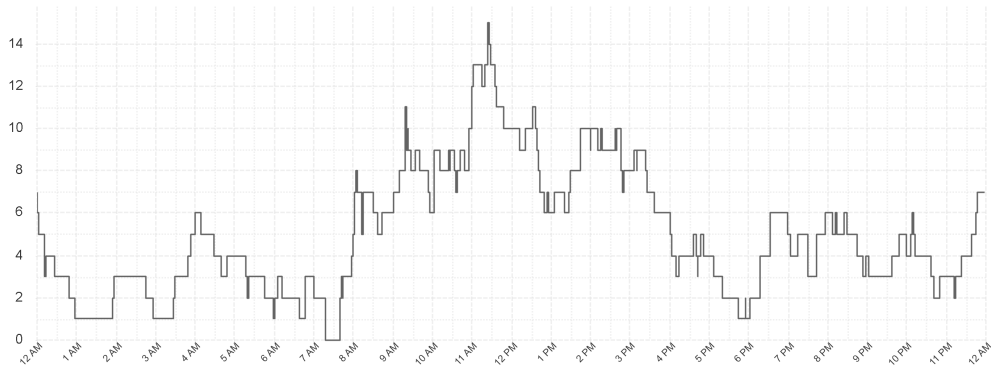


Median Response Time

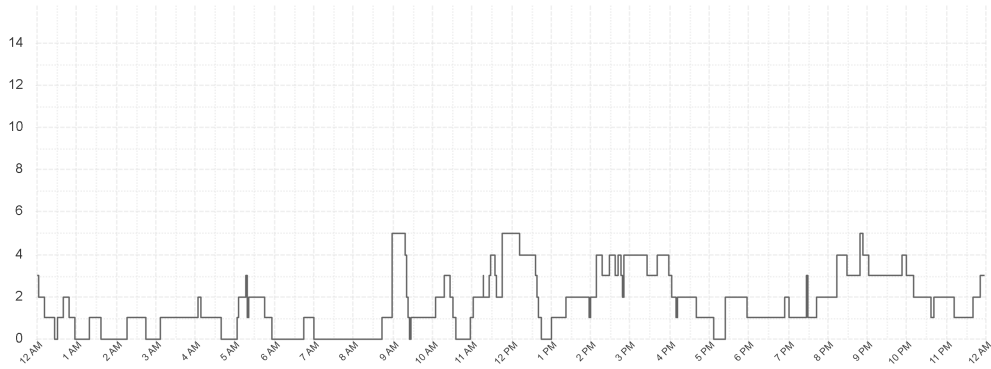
Current Month: **Emergency: 14.8** **Urgent: 44.1**



EMS Utilisation By Hour



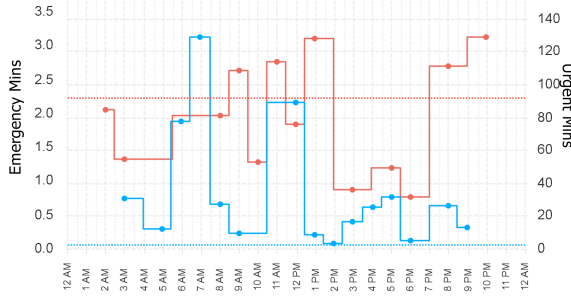
Ambulances at Hospital By Hour



North Western Region

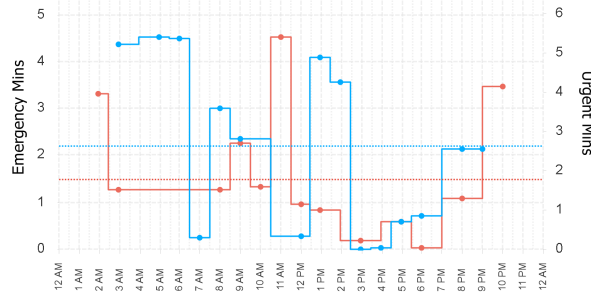
Median Activation Time

Current Month: **Emergency: 2.2** **Urgent: 14.2**



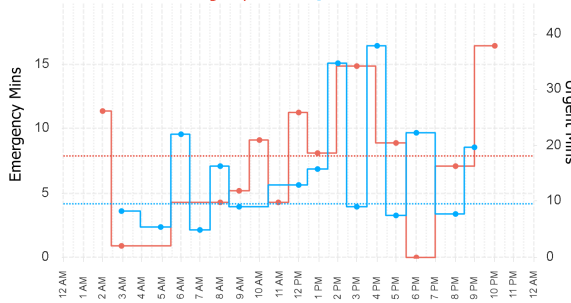
Median Turnout Time

Current Month: **Emergency: 1.5** **Urgent: 2.6**



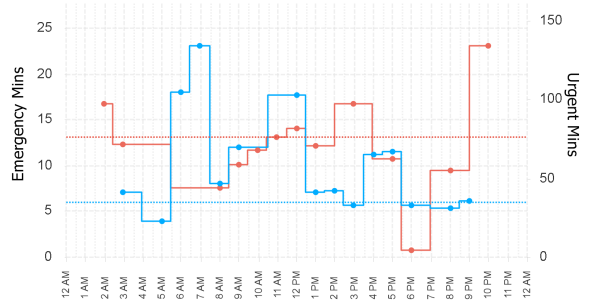
Median Travel Time

Current Month: **Emergency: 7.8** **Urgent: 9.5**

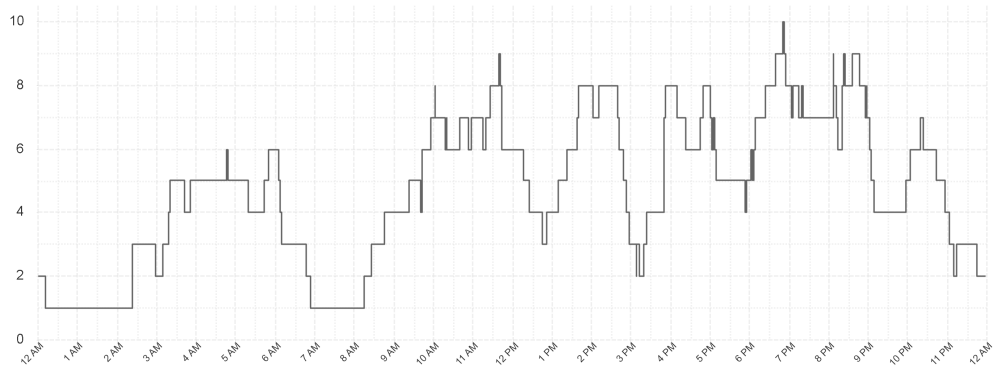


Median Response Time

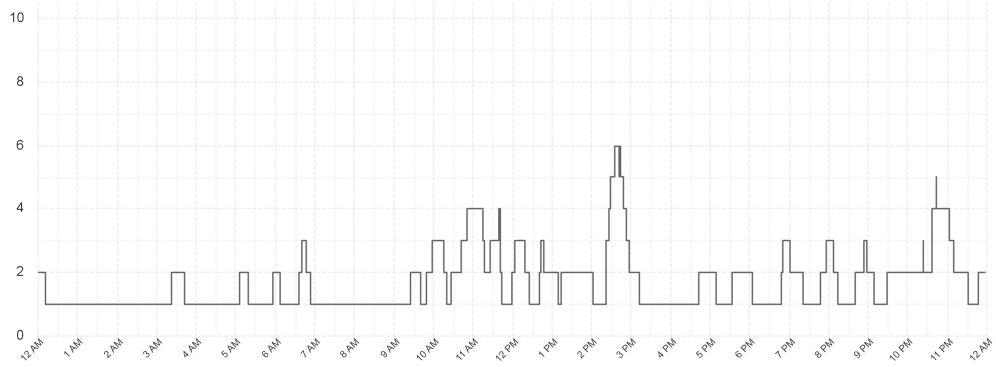
Current Month: **Emergency: 13.2** **Urgent: 34.8**



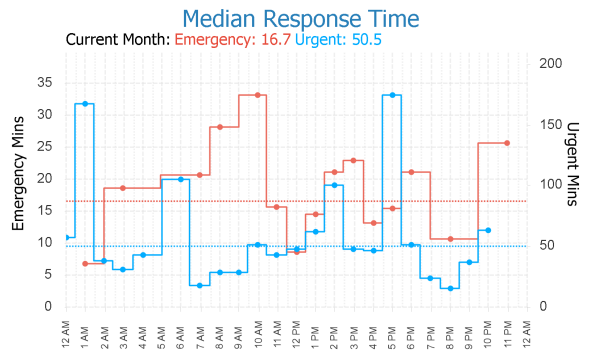
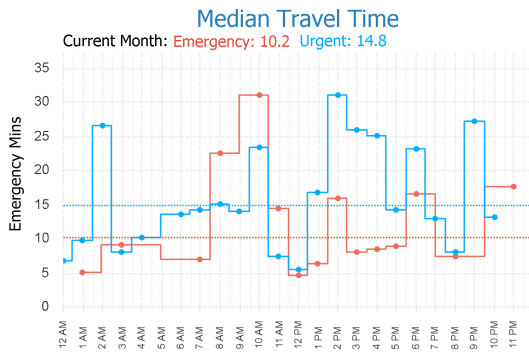
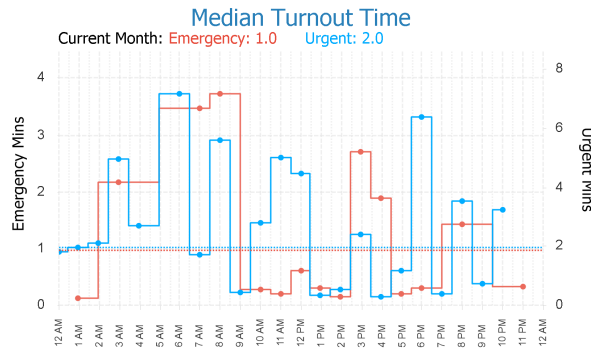
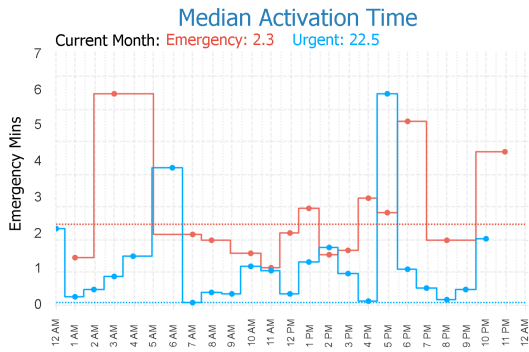
EMS Utilisation By Hour



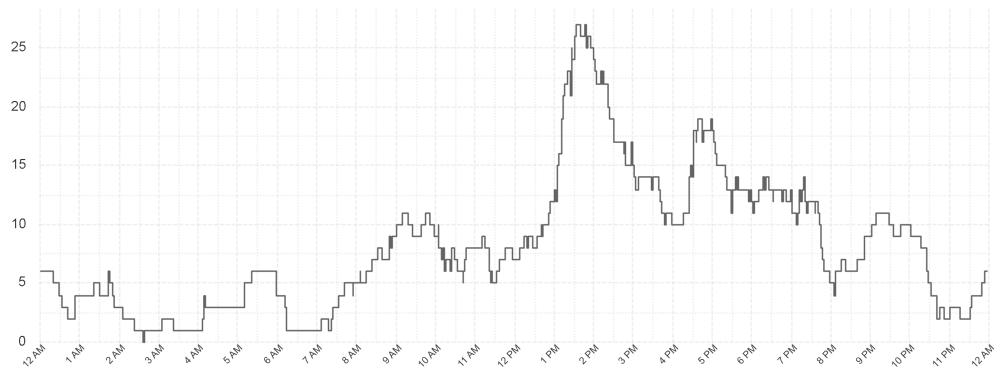
Ambulances at Hospital By Hour



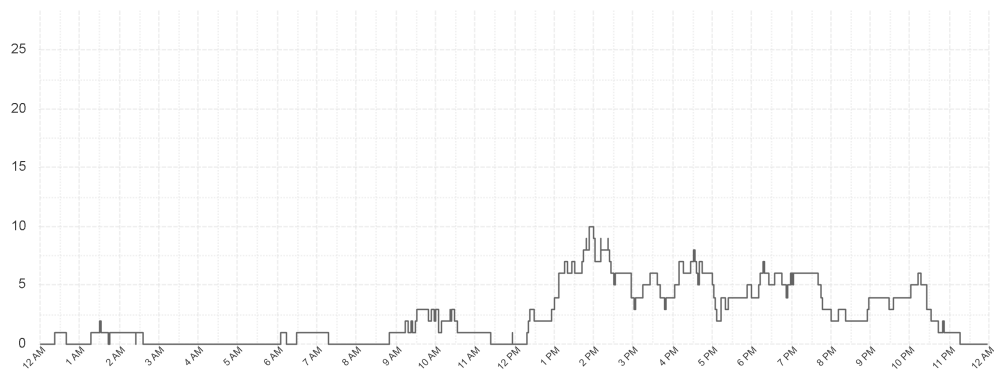
Southern Region



EMS Utilisation By Hour



Ambulances at Hospital By Hour



Outlier Activity

Activation Time Outliers

Incident Number	Call Time	Region	Initial Priority	Activation Time (mins)
000044-06062024	5:54 AM	North	0	8
000209-06062024	1:16 PM	South	I	6
000227-06062024	1:45 PM	South	I	5
000404-06062024	11:45 PM	South	I	6
000406-06062024	11:46 PM	South	I	5

Turnout Time Outliers

Incident Number	Call Time	Region	Initial Priority	Fleet Number	Turnout Time (mins)
000027-06062024	03:59 AM	North	I	752	6
000050-06062024	06:47 AM	North	I	744	5
000050-06062024	06:47 AM	North	I	752	5
000072-06062024	07:41 AM	South	I	879	5
000091-06062024	08:23 AM	South	I	717	6
000108-06062024	09:17 AM	North	I	534	5
000108-06062024	09:17 AM	North	I	743	9
000127-06062024	10:03 AM	North	I	893	5
000131-06062024	10:13 AM	North	I	748	6
000137-06062024	10:25 AM	North	I	743	10
000158-06062024	11:18 AM	N West	I	873	7
000191-06062024	12:53 PM	North	I	710	8
000264-06062024	03:49 PM	South	I	850	13
000361-06062024	08:12 PM	North	I	783	16

Glossary

EMS Emergency

An immediately life threatening incident. On-road resources must mobilise as soon as possible and respond using emergency warning devices.

Includes: EMS Incident Type, Priority 0 & 1.

EMS Urgent

An incident which should have a clinician on scene within 60 minutes. On-road resources must mobilise as soon as possible but respond without using emergency warning devices.
Includes: EMS Incident Type. Priority 2,3,4.

Other

Non Urgent EMS incidents. Patient Travel and Interfacility Coordination jobs. Search and Rescue jobs

Outliers

Emergency Incidents with Activation and Turnout times greater than 5 minutes.

From: PerformanceReporting@ambulance.tas.gov.au
Sent: Saturday, 8 June 2024 6:00 AM
Subject: Ambulance Tasmania Daily Activity Report

Ambulance Tasmania Daily Report: Fri 07 Jun



Current June MERT: 15.3

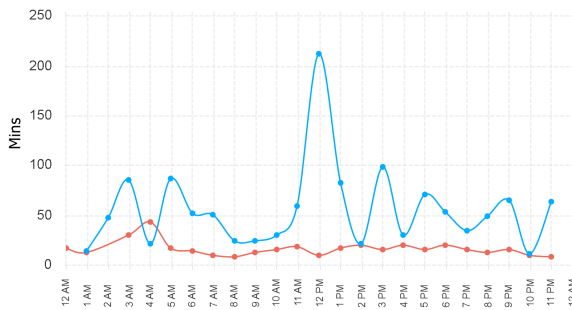
	Incidents			Total
	South	North	North West	
EMS Emergency	57	49	21	127
EMS Urgent	70	24	31	125
Other	28	24	17	69
Total	155	97	69	321

	Median Emergency Performance			
	South	North	North West	Total
Activation	2.3	2.1	1.9	2.1
Turnout	0.8	2.7	1.0	1.5
Travel	10.3	8.4	6.0	9.1
Response	16.8	16.8	9.5	15.6

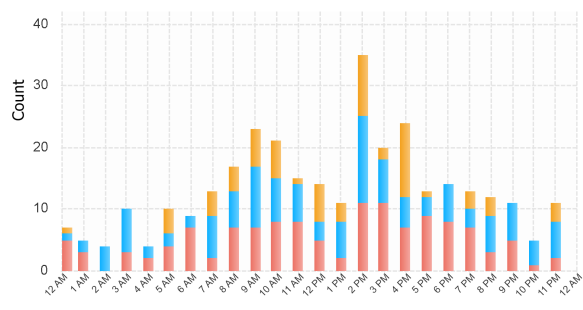
Legend

■ Emergency
 ■ Urgent
 ■ Other

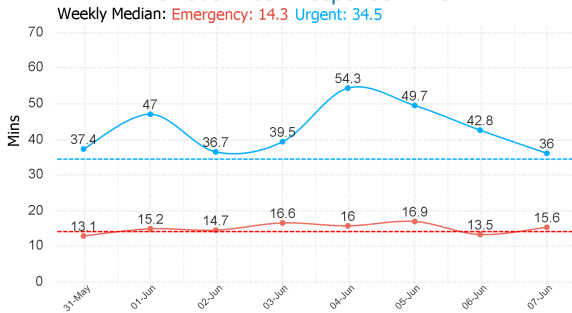
Median Response Time By Hour



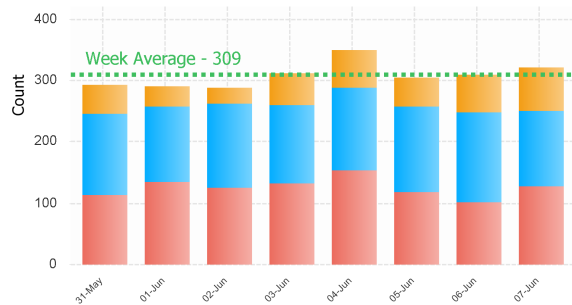
Incident Count by Hour



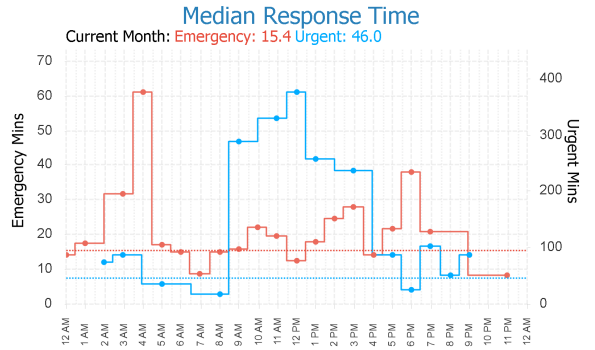
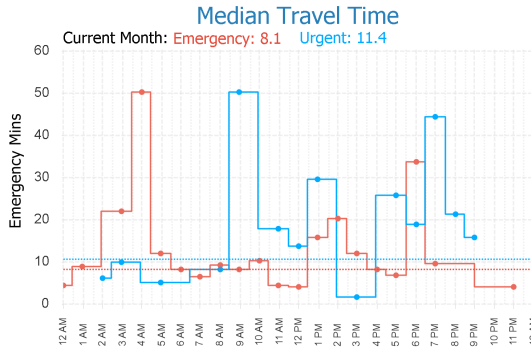
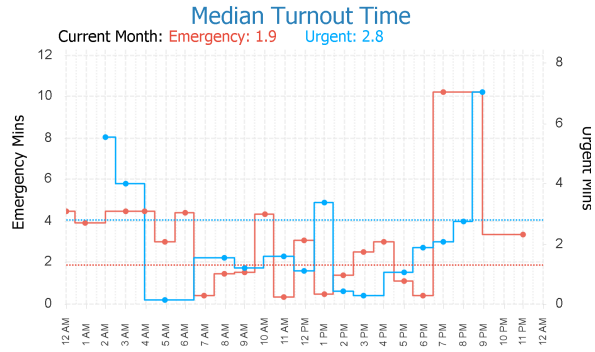
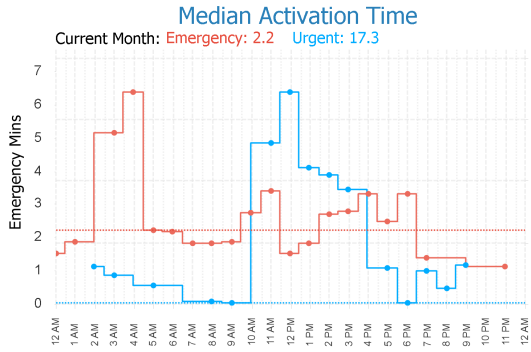
Previous Week Response Time



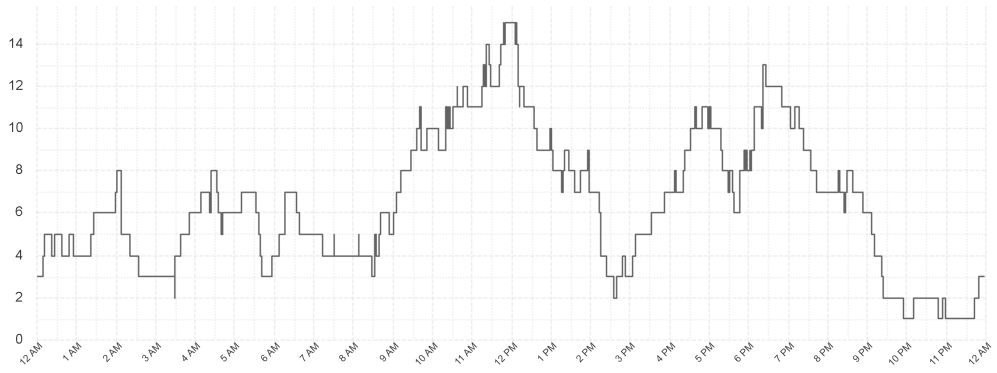
Previous Week Incident Count



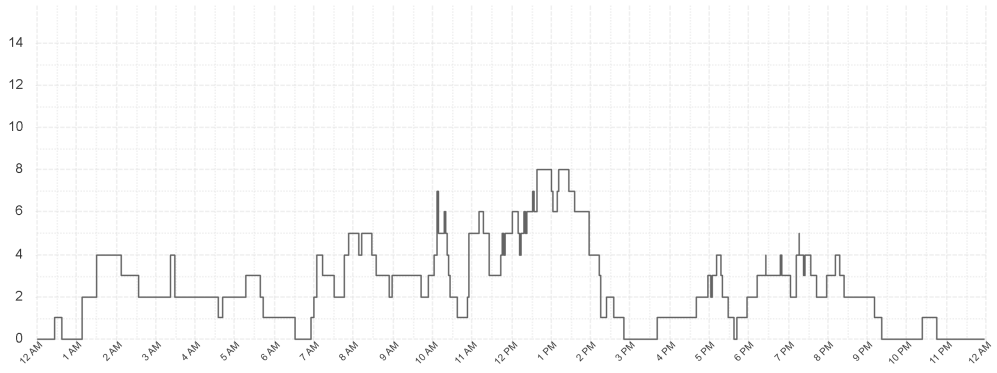
Northern Region



EMS Utilisation By Hour



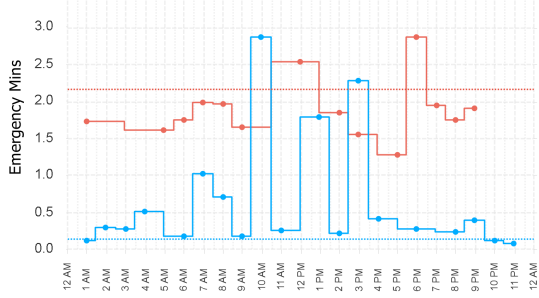
Ambulances at Hospital By Hour



North Western Region

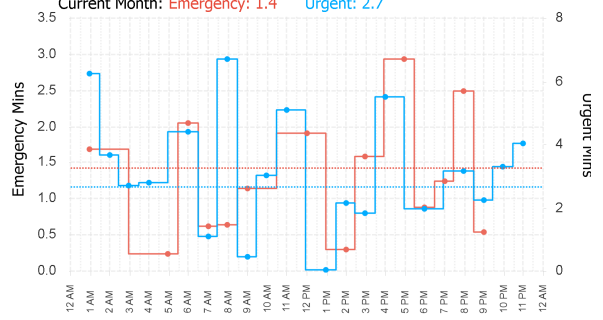
Median Activation Time

Current Month: **Emergency: 2.2** **Urgent: 12.6**



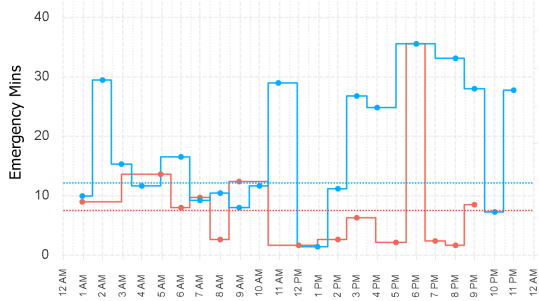
Median Turnout Time

Current Month: **Emergency: 1.4** **Urgent: 2.7**



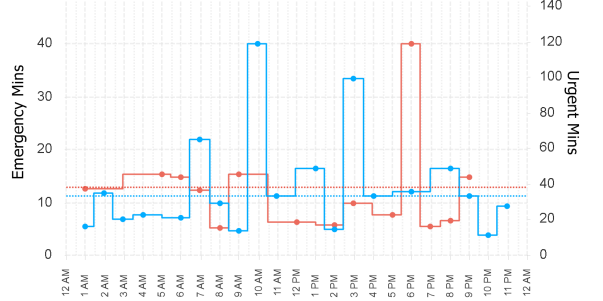
Median Travel Time

Current Month: **Emergency: 7.5** **Urgent: 9.7**

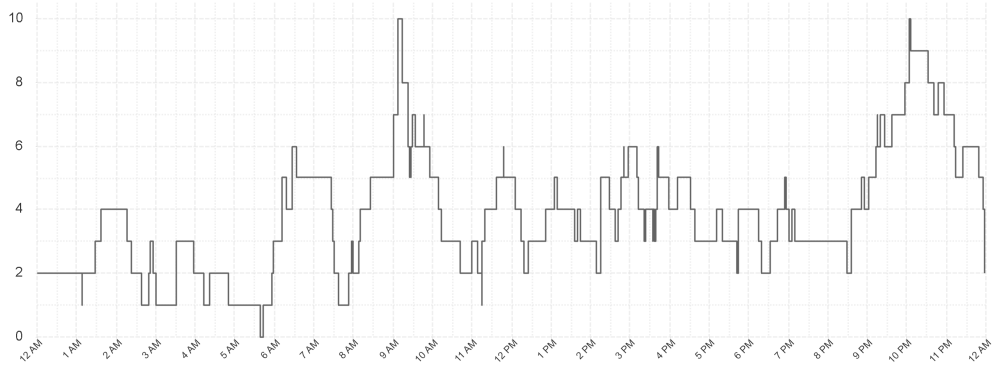


Median Response Time

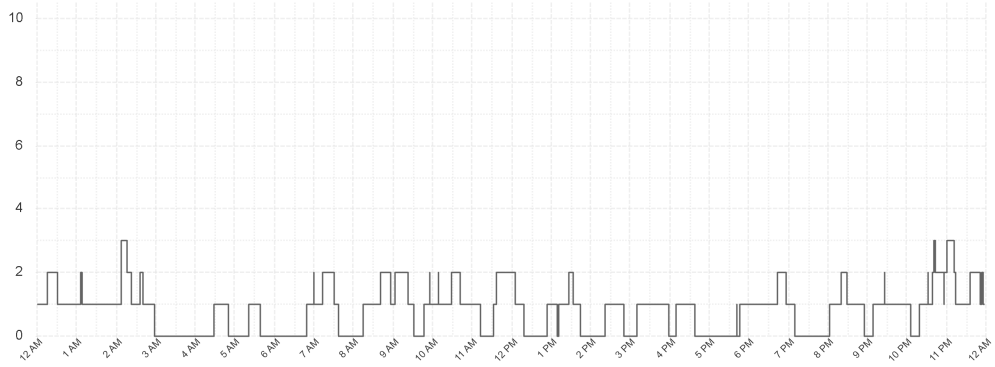
Current Month: **Emergency: 12.8** **Urgent: 33.2**



EMS Utilisation By Hour



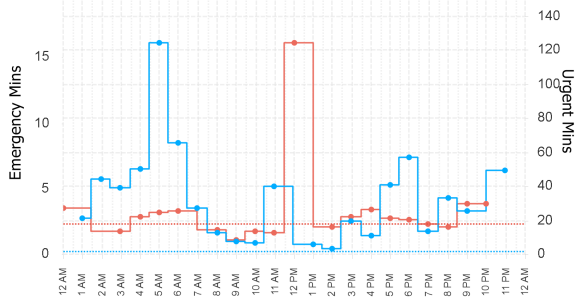
Ambulances at Hospital By Hour



Southern Region

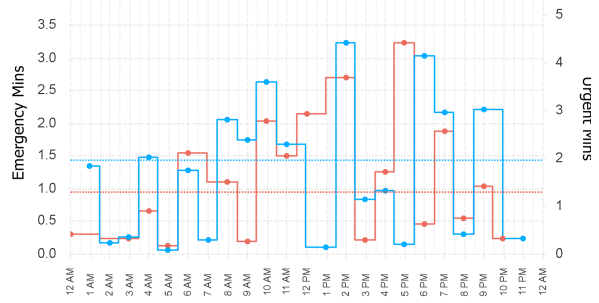
Median Activation Time

Current Month: **Emergency: 2.3** **Urgent: 21.0**



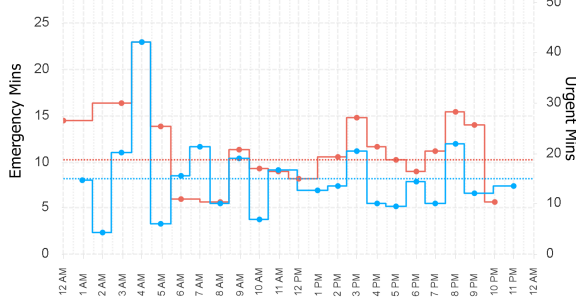
Median Turnout Time

Current Month: **Emergency: 1.0** **Urgent: 2.0**



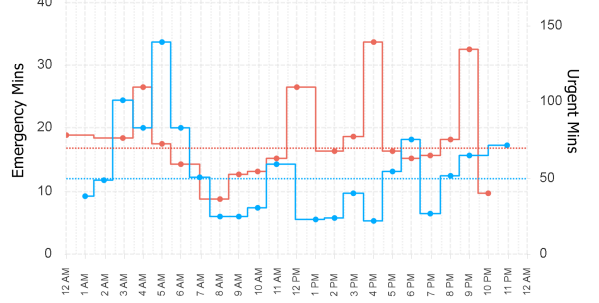
Median Travel Time

Current Month: **Emergency: 10.2** **Urgent: 14.9**

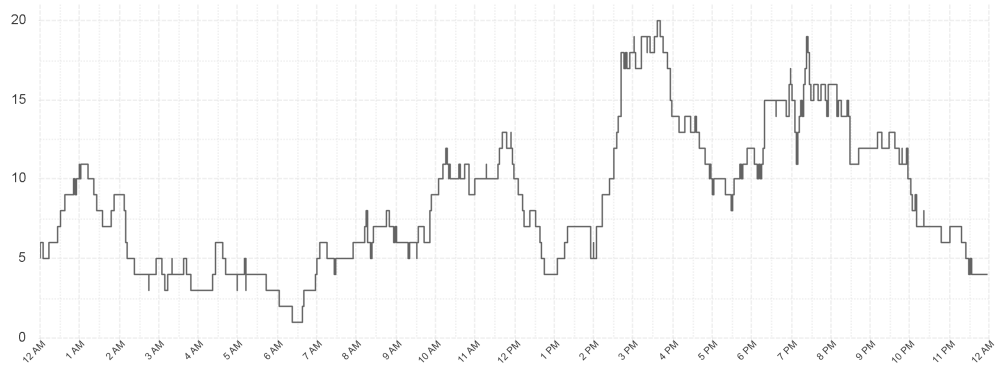


Median Response Time

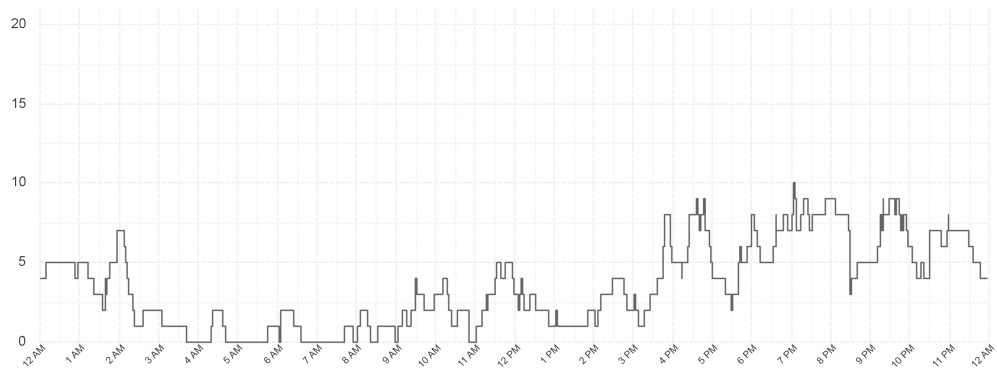
Current Month: **Emergency: 16.8** **Urgent: 49.4**



EMS Utilisation By Hour



Ambulances at Hospital By Hour



Outlier Activity

Activation Time Outliers

Incident Number	Call Time	Region	Initial Priority	Activation Time (mins)
000032-07062024	3:26 AM	North	I	5
000041-07062024	4:03 AM	North	I	6
000276-07062024	3:17 PM	South	I	5
000367-07062024	6:52 PM	South	I	8
000373-07062024	7:16 PM	South	I	6

Turnout Time Outliers

Incident Number	Call Time	Region	Initial Priority	Fleet Number	Turnout Time (mins)
000008-07062024	12:24 AM	North	I	713	6
000008-07062024	12:24 AM	North	I	886	7
000016-07062024	01:22 AM	North	I	755	7
000016-07062024	01:22 AM	North	I	799	5
000056-07062024	06:16 AM	North	I	702	6
000056-07062024	06:16 AM	North	I	799	6
000149-07062024	10:16 AM	North	I	767	10
000154-07062024	10:25 AM	North	I	886	8
000159-07062024	10:45 AM	North	I	740	12
000175-07062024	11:26 AM	North	I	886	12
000187-07062024	11:54 AM	South	I	884	6
000331-07062024	05:17 PM	North	I	767	10
000335-07062024	05:30 PM	South	I	880	7
000375-07062024	07:19 PM	North	I	701	10

Glossary

EMS Emergency

An immediately life threatening incident. On-road resources must mobilise as soon as possible and respond using emergency warning devices. Includes: EMS Incident Type, Priority 0 & 1.

EMS Urgent

An incident which should have a clinician on scene within 60 minutes. On-road resources must mobilise as soon as possible but respond without using emergency warning devices.
Includes: EMS Incident Type. Priority 2,3,4.

Other

Non Urgent EMS incidents. Patient Travel and Interfacility Coordination jobs. Search and Rescue jobs

Outliers

Emergency Incidents with Activation and Turnout times greater than 5 minutes.

From: PerformanceReporting@ambulance.tas.gov.au
 Sent: Sunday, 9 June 2024 5:58 AM
 Subject: Ambulance Tasmania Daily Activity Report

Ambulance Tasmania Daily Report: Sat 08 Jun



Current June MERT: 15.3

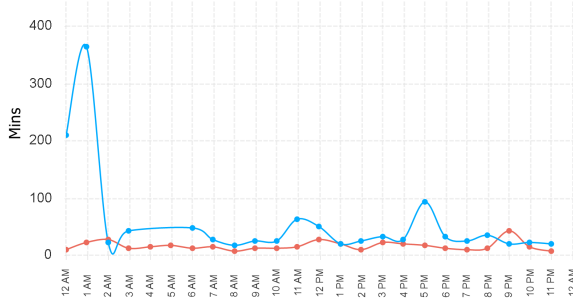
	Incidents			Total
	South	North	North West	
EMS Emergency	54	28	27	109
EMS Urgent	62	37	20	119
Other	8	7	16	31
Total	124	72	63	259

	Median Emergency Performance			Total
	South	North	North West	
Activation	2.3	1.9	2.3	2.2
Turnout	0.8	1.4	1.2	1.2
Travel	10.7	8.5	6.9	9.2
Response	15.4	14.1	12.4	14.5

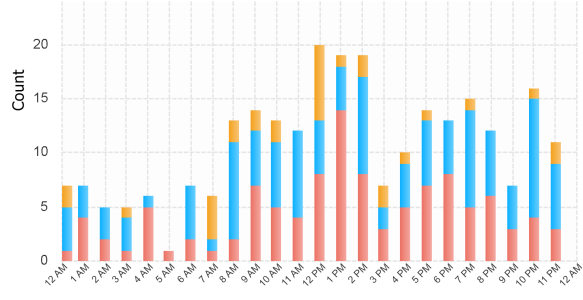
Legend

Emergency Urgent Other

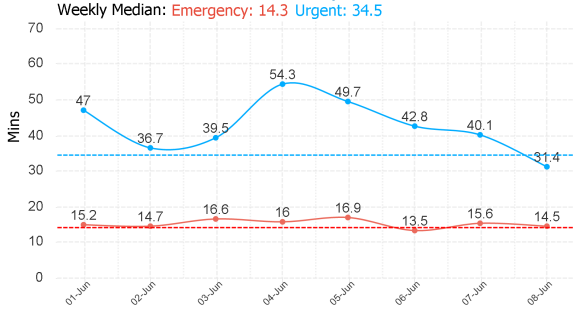
Median Response Time By Hour



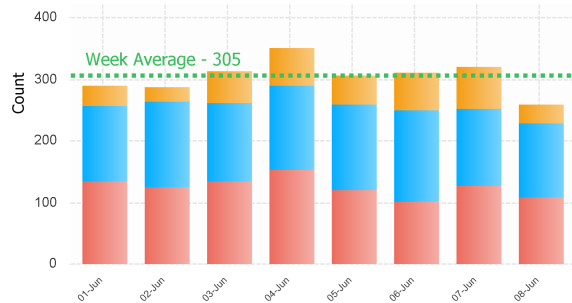
Incident Count by Hour



Previous Week Response Time



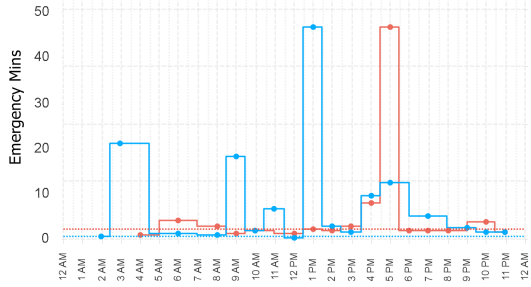
Previous Week Incident Count



Northern Region

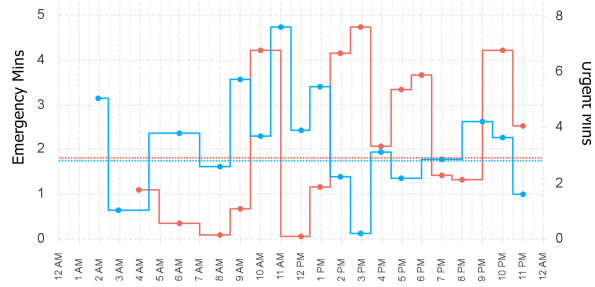
Median Activation Time

Current Month: **Emergency: 2.2** **Urgent: 15.3**



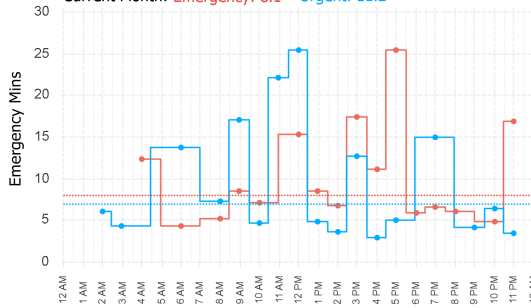
Median Turnout Time

Current Month: **Emergency: 1.8** **Urgent: 2.8**



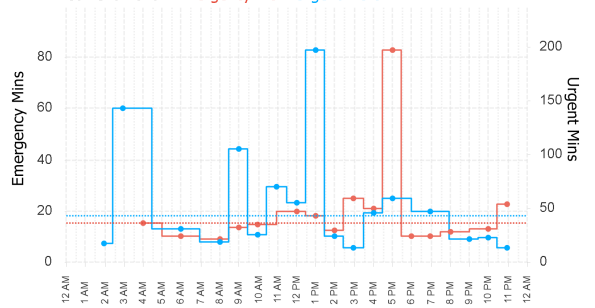
Median Travel Time

Current Month: **Emergency: 8.1** **Urgent: 11.2**

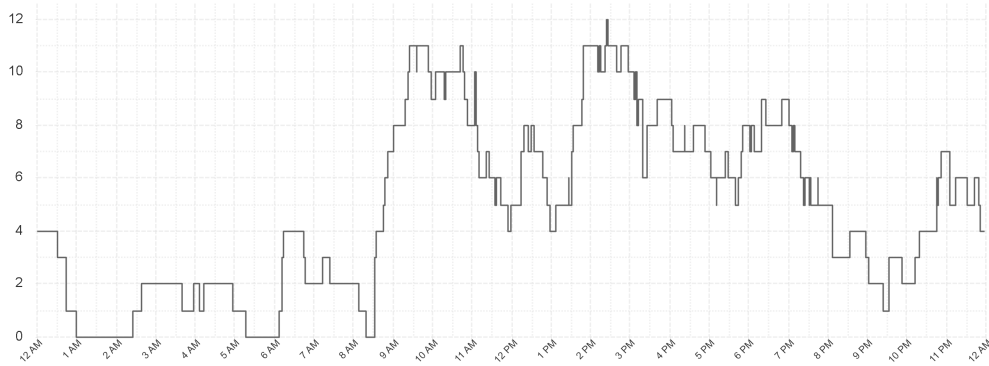


Median Response Time

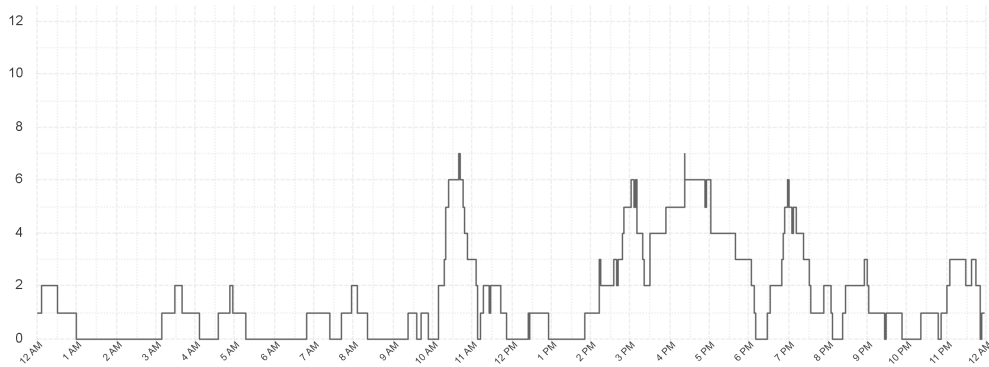
Current Month: **Emergency: 15.1** **Urgent: 43.8**



EMS Utilisation By Hour



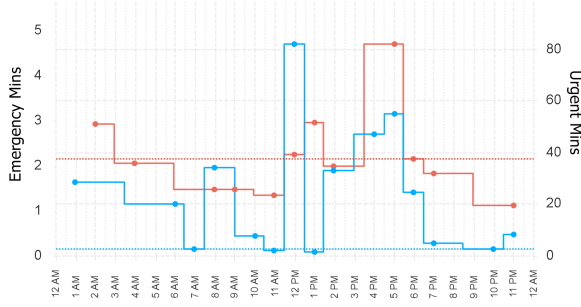
Ambulances at Hospital By Hour



North Western Region

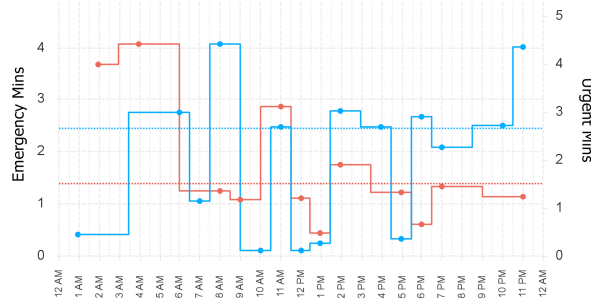
Median Activation Time

Current Month: **Emergency: 2.2** **Urgent: 12.4**



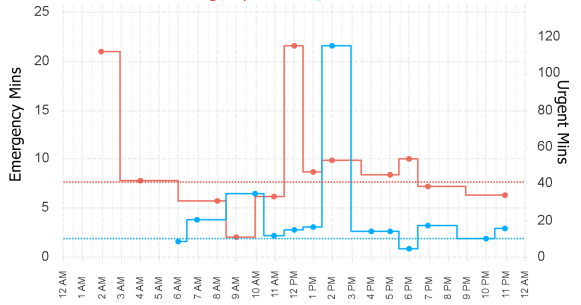
Median Turnout Time

Current Month: **Emergency: 1.4** **Urgent: 2.7**



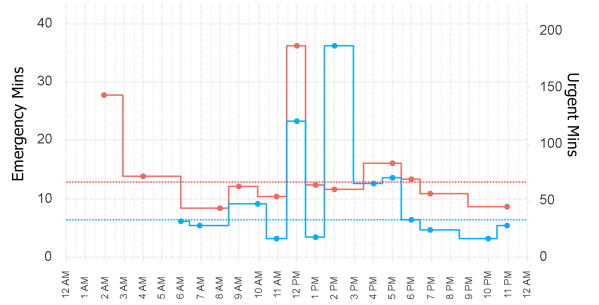
Median Travel Time

Current Month: **Emergency: 7.6** **Urgent: 9.9**

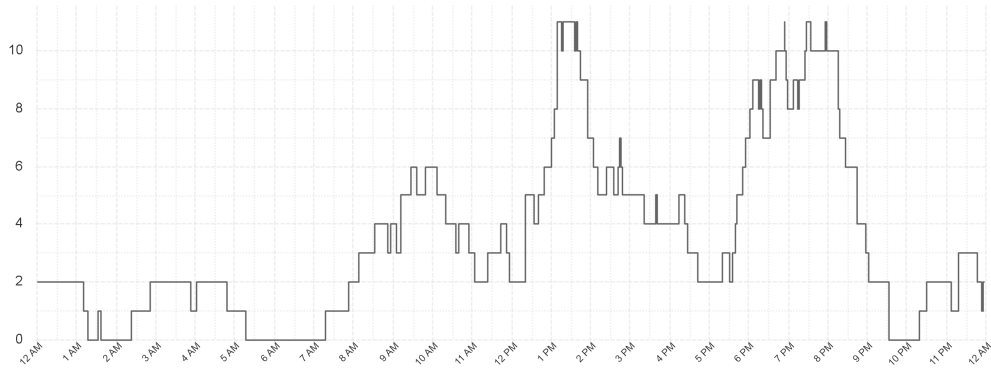


Median Response Time

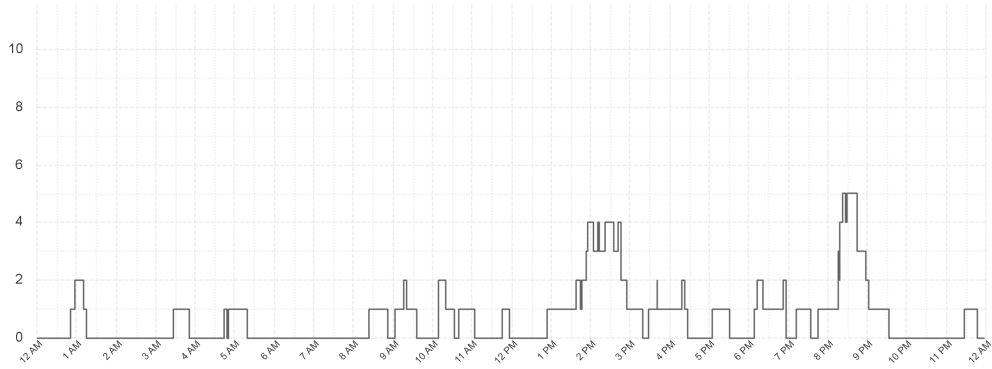
Current Month: **Emergency: 12.9** **Urgent: 33.1**



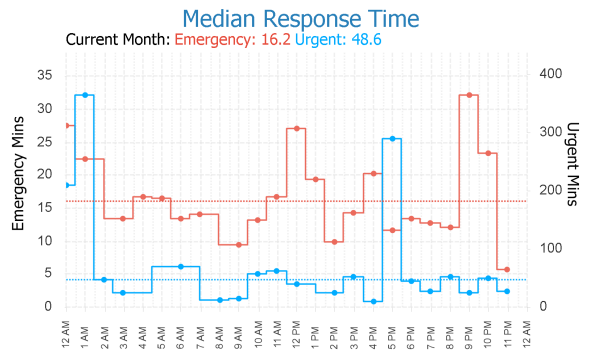
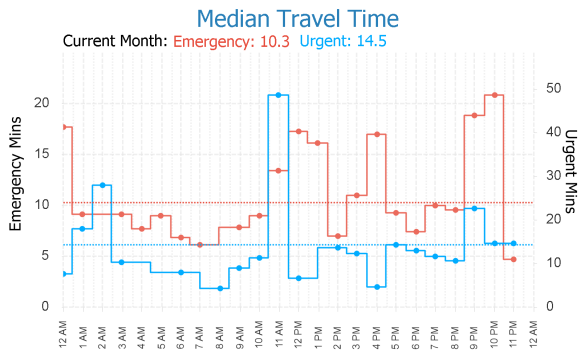
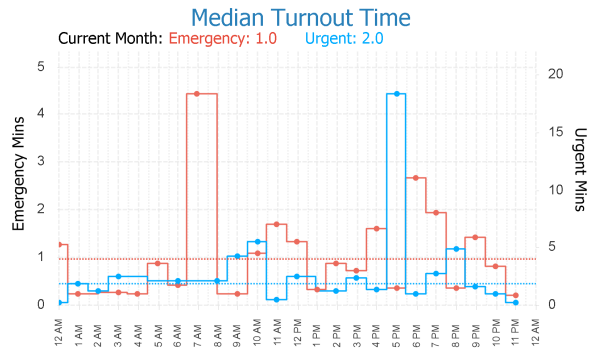
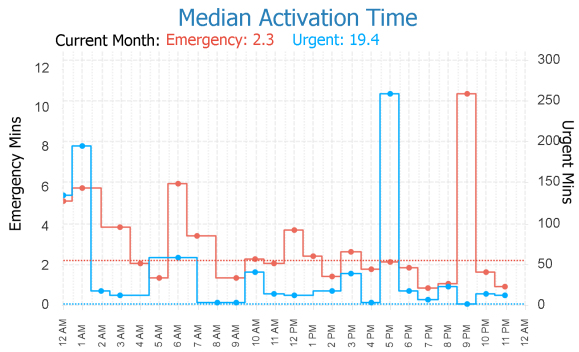
EMS Utilisation By Hour



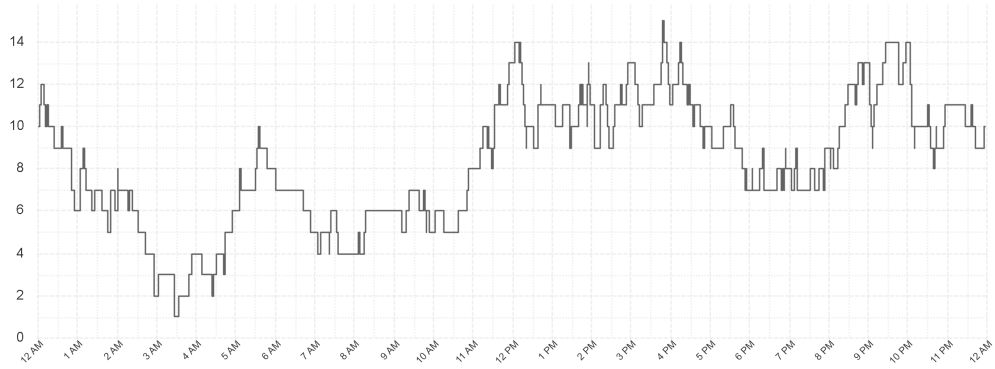
Ambulances at Hospital By Hour



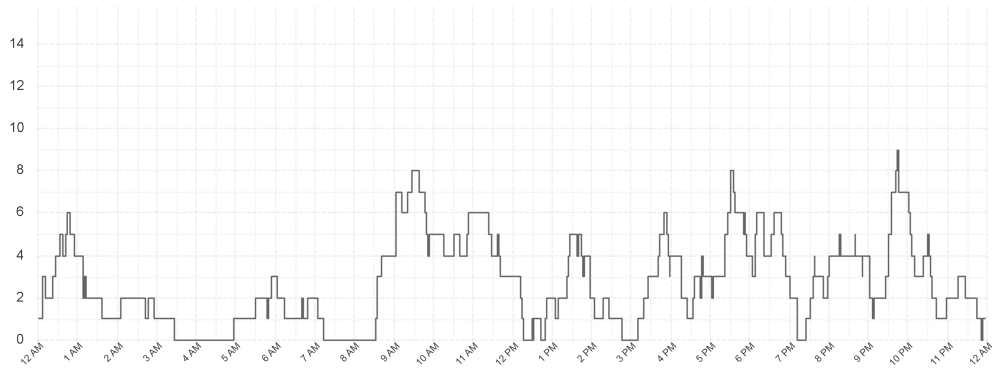
Southern Region



EMS Utilisation By Hour



Ambulances at Hospital By Hour



Outlier Activity

Activation Time Outliers

Incident Number	Call Time	Region	Initial Priority	Activation Time (mins)
000018-08062024	1:10 AM	South	I	18
000020-08062024	1:15 AM	South	I	7
000059-08062024	6:09 AM	South	I	6
000184-08062024	1:28 PM	North	I	5
000266-08062024	5:20 PM	North	I	93

Turnout Time Outliers

Incident Number	Call Time	Region	Initial Priority	Fleet Number	Turnout Time (mins)
000108-08062024	09:49 AM	N West	I	733	6
000112-08062024	10:19 AM	North	I	877	7
000207-08062024	02:14 PM	South	I	861	5
000234-08062024	03:10 PM	North	I	877	6
000266-08062024	05:20 PM	North	I	740	7
000350-08062024	10:45 PM	North	I	740	6

Glossary

EMS Emergency

An immediately life threatening incident. On-road resources must mobilise as soon as possible and respond using emergency warning devices.
Includes: EMS Incident Type. Priority 0 & 1.

EMS Urgent

An incident which should have a clinician on scene within 60 minutes. On-road resources must mobilise as soon as possible but respond without using emergency warning devices.
Includes: EMS Incident Type. Priority 2,3,4.

Other

Non Urgent EMS incidents. Patient Travel and Interfacility Coordination jobs. Search and Rescue jobs

Outliers

Emergency Incidents with Activation and Turnout times greater than 5 minutes.

From: PerformanceReporting@ambulance.tas.gov.au
Sent: Monday, 10 June 2024 6:00 AM
Subject: Ambulance Tasmania Daily Activity Report

Ambulance Tasmania Daily Report: Sun 09 Jun



Current June MERT: 15.1

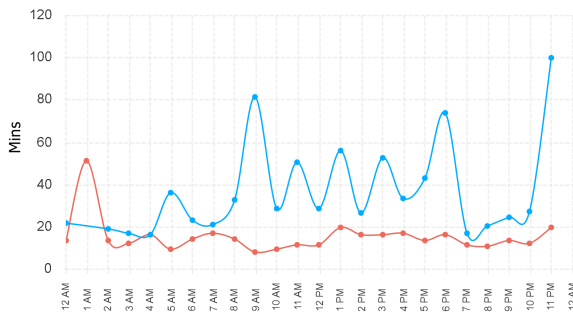
	Incidents			Total
	South	North	North West	
EMS Emergency	59	27	28	114
EMS Urgent	47	36	37	120
Other	9	13	9	31
Total	115	76	74	265

	Median Emergency Performance			
	South	North	North West	Total
Activation	2.1	2.2	1.7	2.0
Turnout	1.4	1.2	1.6	1.4
Travel	8.9	7.7	6.6	8.1
Response	15.7	12.5	12.6	13.8

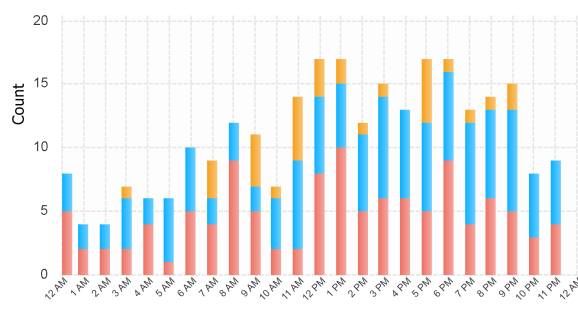
Legend

■ Emergency
 ■ Urgent
 ■ Other

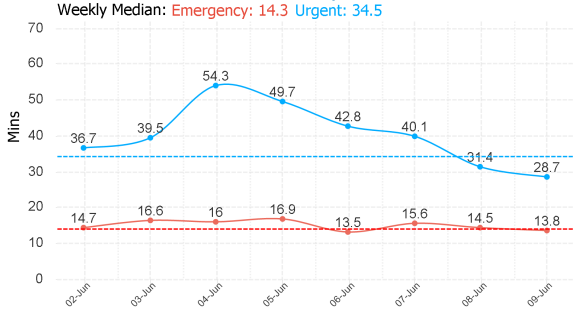
Median Response Time By Hour



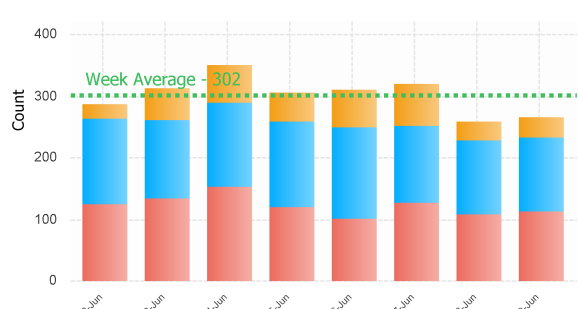
Incident Count by Hour



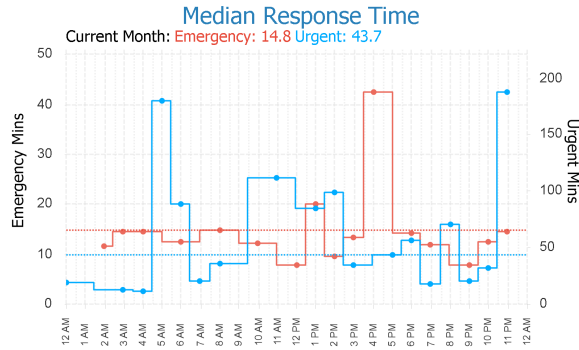
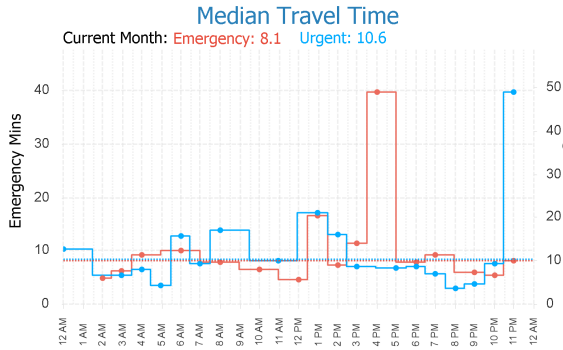
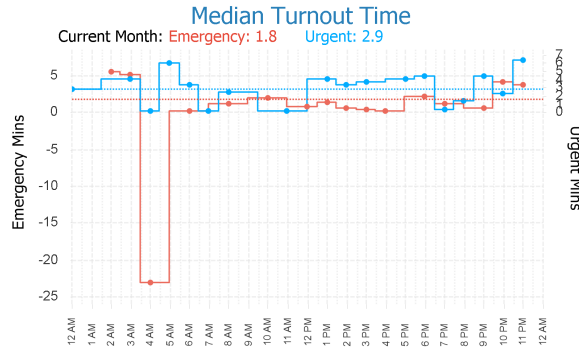
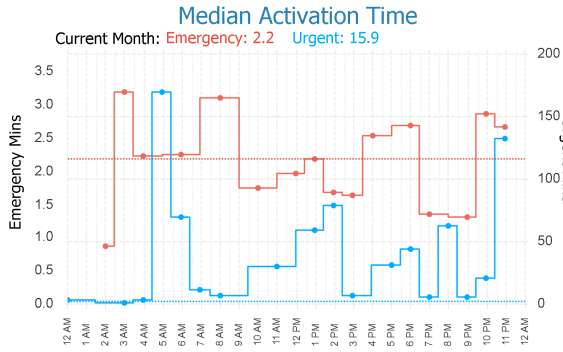
Previous Week Response Time



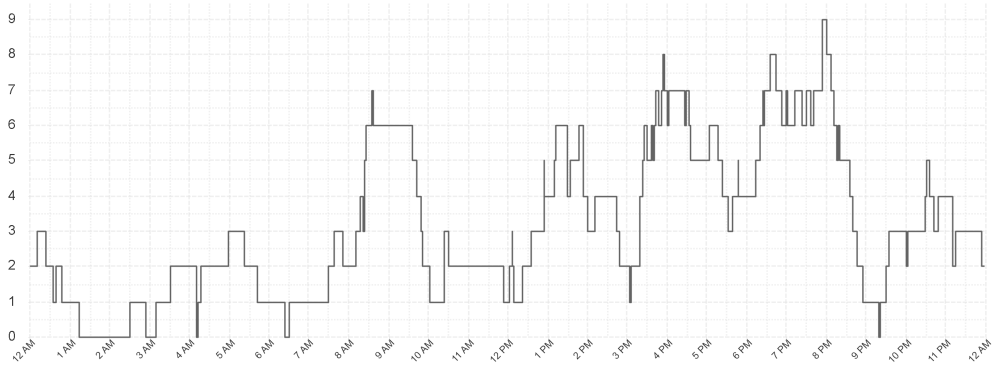
Previous Week Incident Count



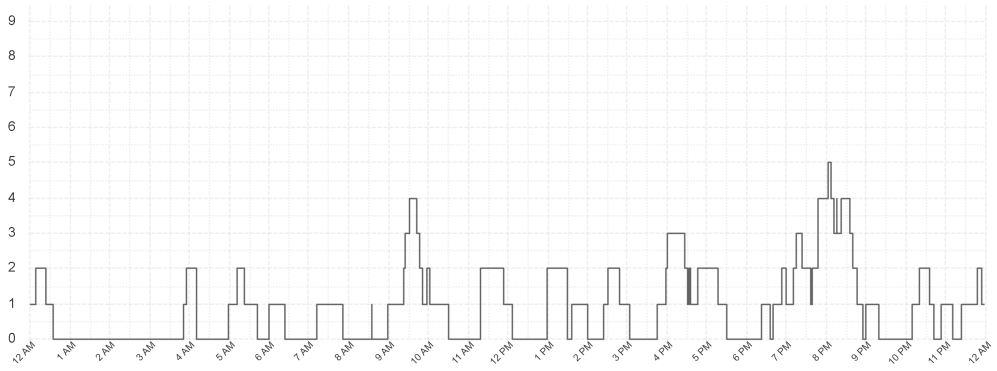
Northern Region



EMS Utilisation By Hour



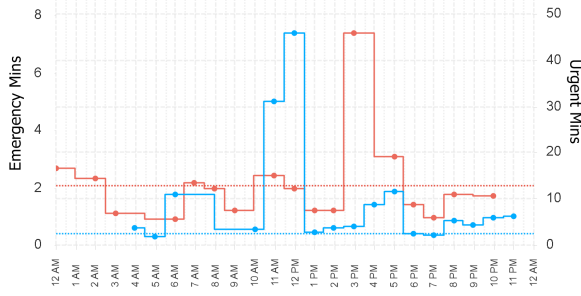
Ambulances at Hospital By Hour



North Western Region

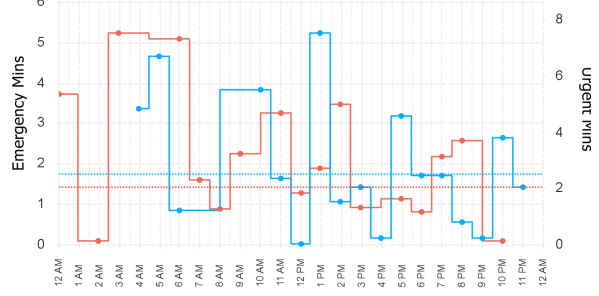
Median Activation Time

Current Month: **Emergency: 2.1** **Urgent: 10.0**



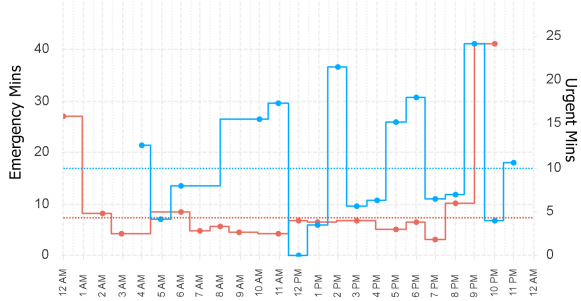
Median Turnout Time

Current Month: **Emergency: 1.4** **Urgent: 2.6**



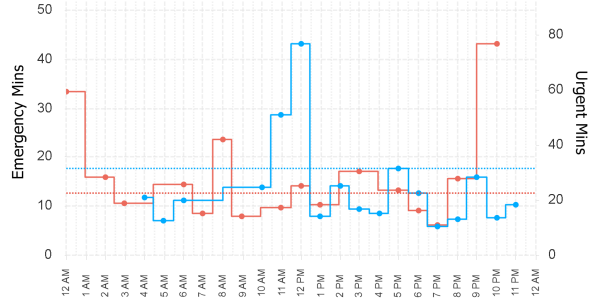
Median Travel Time

Current Month: **Emergency: 7.3** **Urgent: 9.9**

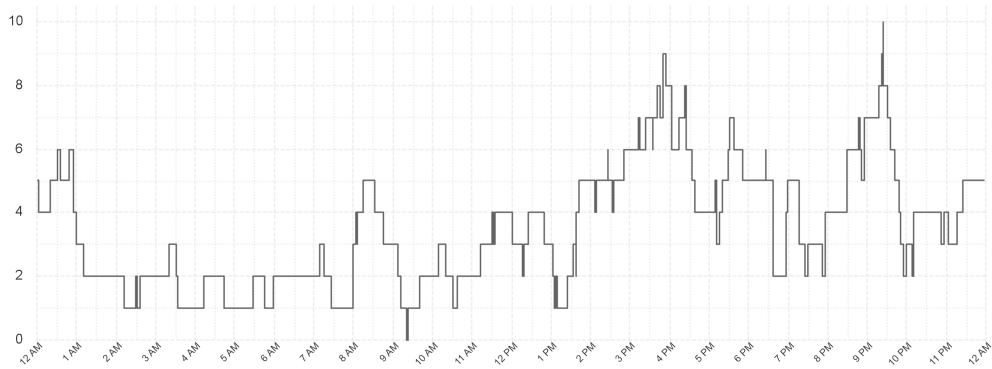


Median Response Time

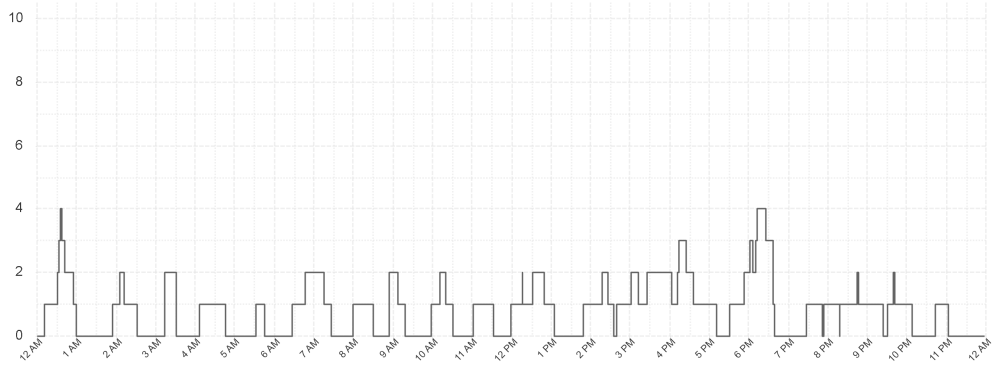
Current Month: **Emergency: 12.8** **Urgent: 31.5**



EMS Utilisation By Hour



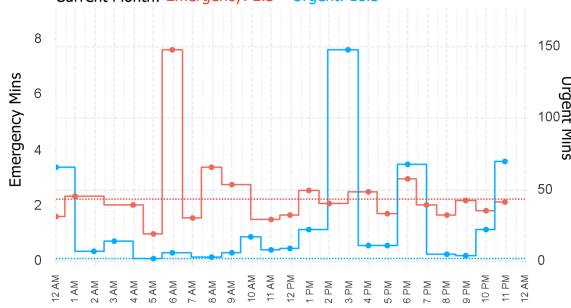
Ambulances at Hospital By Hour



Southern Region

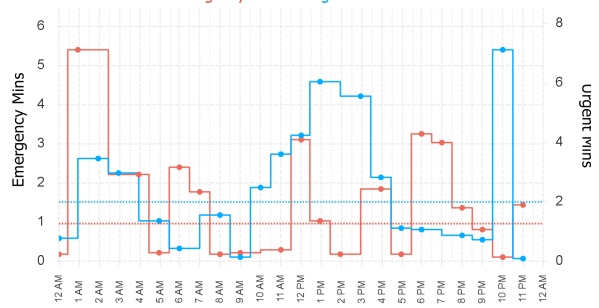
Median Activation Time

Current Month: Emergency: 2.3 Urgent: 18.3



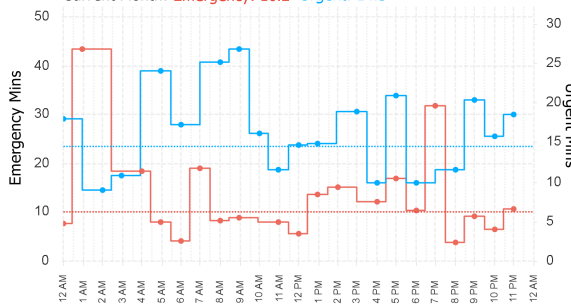
Median Turnout Time

Current Month: Emergency: 1.0 Urgent: 2.0



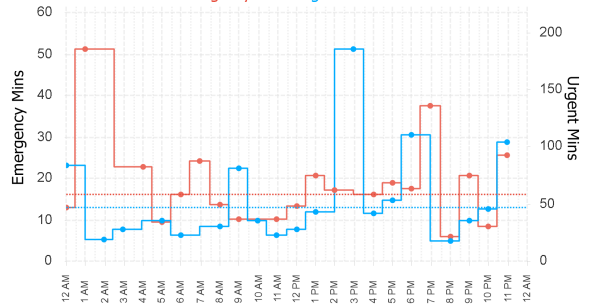
Median Travel Time

Current Month: Emergency: 10.2 Urgent: 14.5

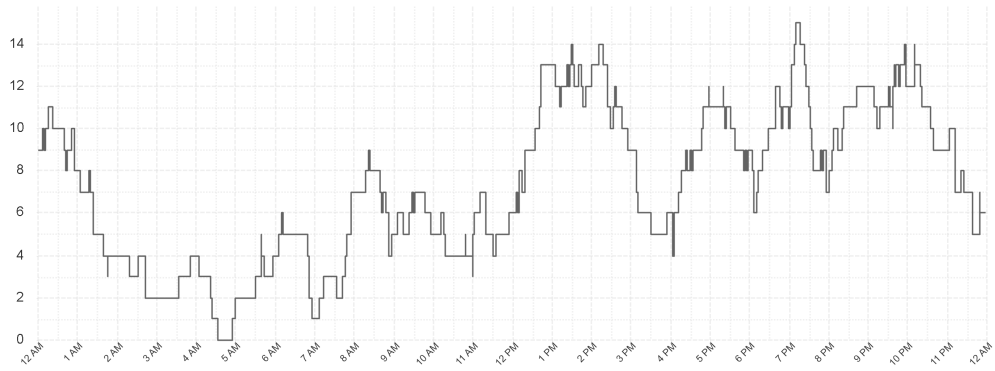


Median Response Time

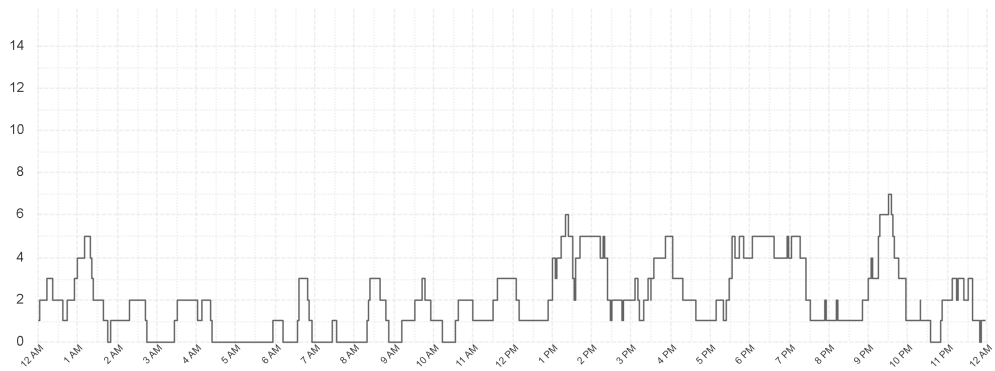
Current Month: Emergency: 16.1 Urgent: 47.0



EMS Utilisation By Hour



Ambulances at Hospital By Hour



Outlier Activity

Activation Time Outliers

Incident Number	Call Time	Region	Initial Priority	Activation Time (mins)
000049-09062024	6:57 AM	South	I	14
000071-09062024	8:06 AM	North	I	6
000132-09062024	12:02 PM	South	I	6
000176-09062024	1:47 PM	South	I	10
000180-09062024	2:10 PM	South	I	7
000189-09062024	3:00 PM	N West	I	13
000227-09062024	4:52 PM	South	I	6
000232-09062024	5:11 PM	N West	I	5
000268-09062024	6:53 PM	South	I	9

Turnout Time Outliers

Incident Number	Call Time	Region	Initial Priority	Fleet Number	Turnout Time (mins)
000013-09062024	01:15 AM	South	I	859	5
000019-09062024	02:31 AM	North	I	748	6
000025-09062024	03:21 AM	N West	I	891	5
000026-09062024	03:30 AM	North	I	729	5
000042-09062024	06:00 AM	N West	I	853	5
000158-09062024	01:22 PM	South	I	861	5

Glossary

EMS Emergency

An immediately life threatening incident. On-road resources must mobilise as soon as possible and respond using emergency warning devices.
Includes: EMS Incident Type. Priority 0 & 1.

EMS Urgent

An incident which should have a clinician on scene within 60 minutes. On-road resources must mobilise as soon as possible but respond without using emergency warning devices.
Includes: EMS Incident Type. Priority 2,3,4.

Other

Non Urgent EMS incidents. Patient Travel and Interfacility Coordination jobs. Search and Rescue jobs

Outliers

Emergency Incidents with Activation and Turnout times greater than 5 minutes.

From: PerformanceReporting@ambulance.tas.gov.au
 Sent: Tuesday, 11 June 2024 5:59 AM
 Subject: Ambulance Tasmania Daily Activity Report

Ambulance Tasmania Daily Report: Mon 10 Jun



Current June MERT: 15.2

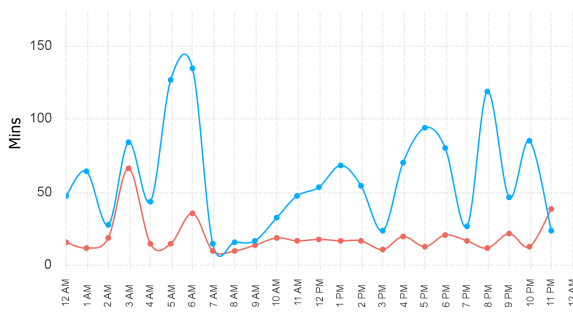
	Incidents			Total
	South	North	North West	
EMS Emergency	72	27	24	123
EMS Urgent	66	36	27	129
Other	5	8	8	21
Total	143	71	59	273

	Median Emergency Performance			Total
	South	North	North West	
Activation	2.3	2.2	2.6	2.4
Turnout	0.9	2.1	2.6	1.4
Travel	10.5	8.4	6.0	8.9
Response	17.4	12.8	12.0	16.0

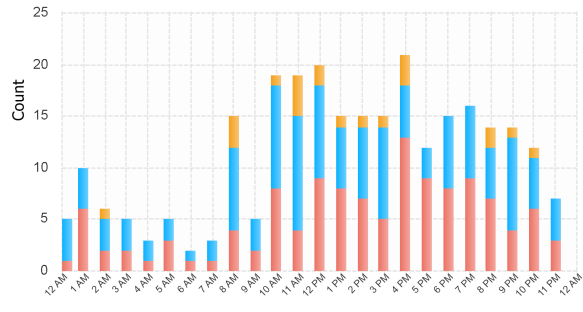
Legend

Emergency Urgent Other

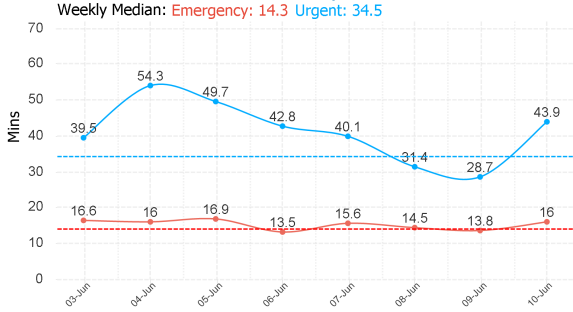
Median Response Time By Hour



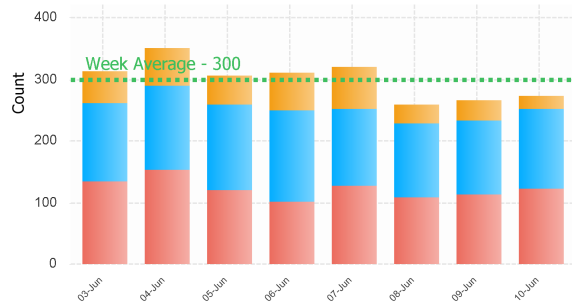
Incident Count by Hour



Previous Week Response Time



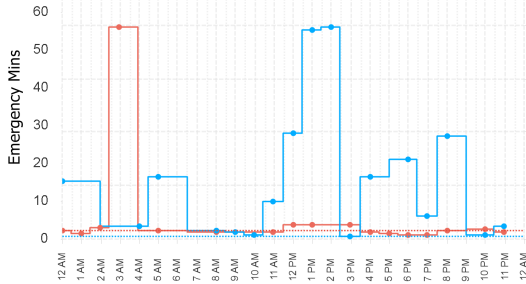
Previous Week Incident Count



Northern Region

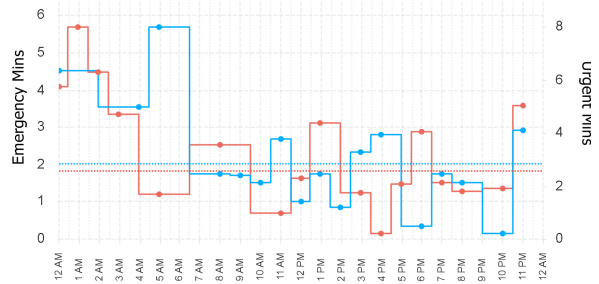
Median Activation Time

Current Month: **Emergency: 2.2** **Urgent: 15.9**



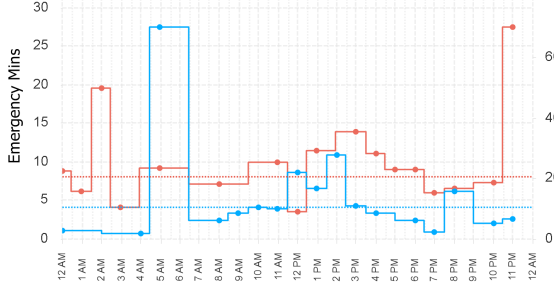
Median Turnout Time

Current Month: **Emergency: 1.8** **Urgent: 2.8**



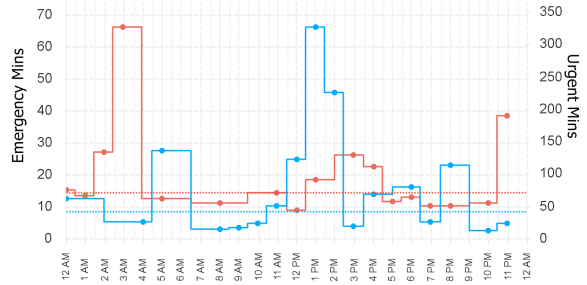
Median Travel Time

Current Month: **Emergency: 8.1** **Urgent: 10.4**

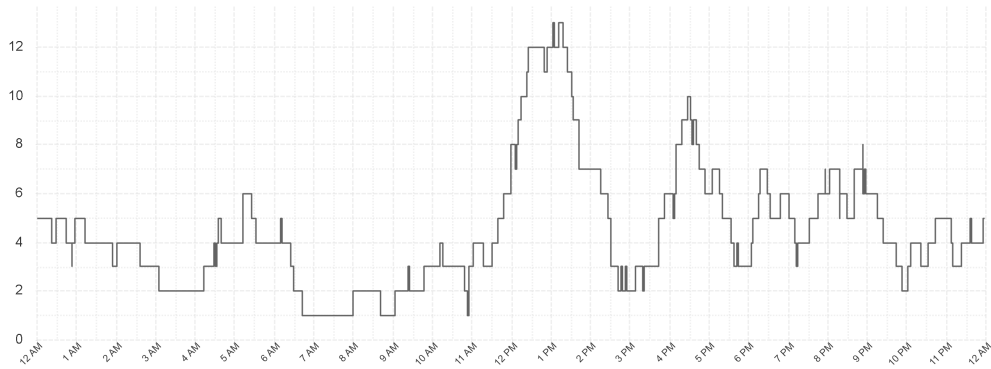


Median Response Time

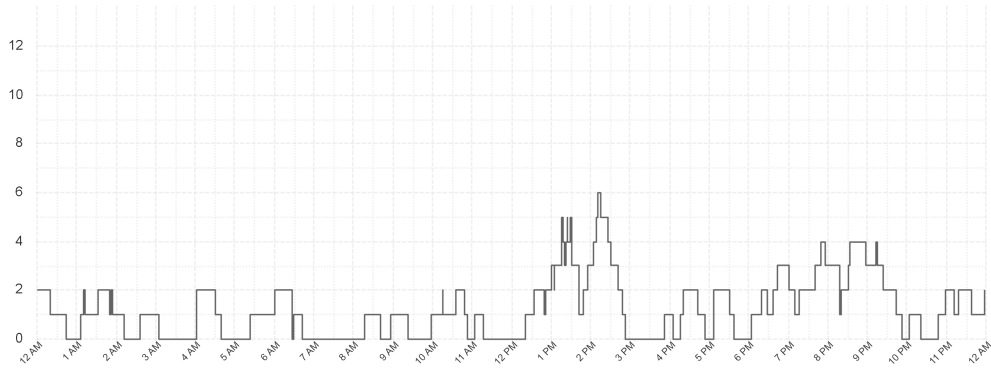
Current Month: **Emergency: 14.7** **Urgent: 43.6**



EMS Utilisation By Hour



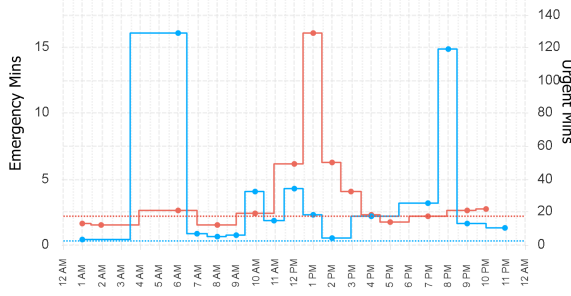
Ambulances at Hospital By Hour



North Western Region

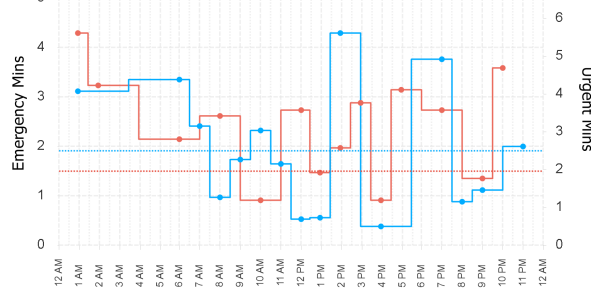
Median Activation Time

Current Month: **Emergency: 2.2** **Urgent: 10.7**



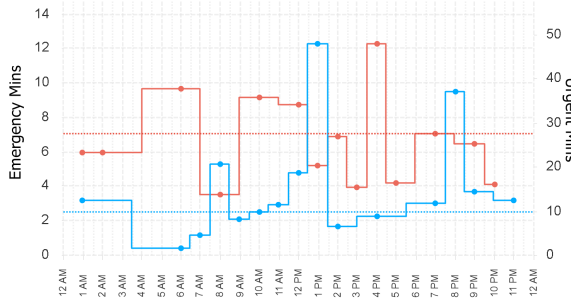
Median Turnout Time

Current Month: **Emergency: 1.5** **Urgent: 2.5**



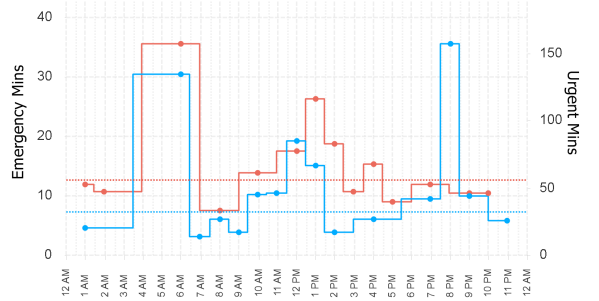
Median Travel Time

Current Month: **Emergency: 7.1** **Urgent: 10.0**

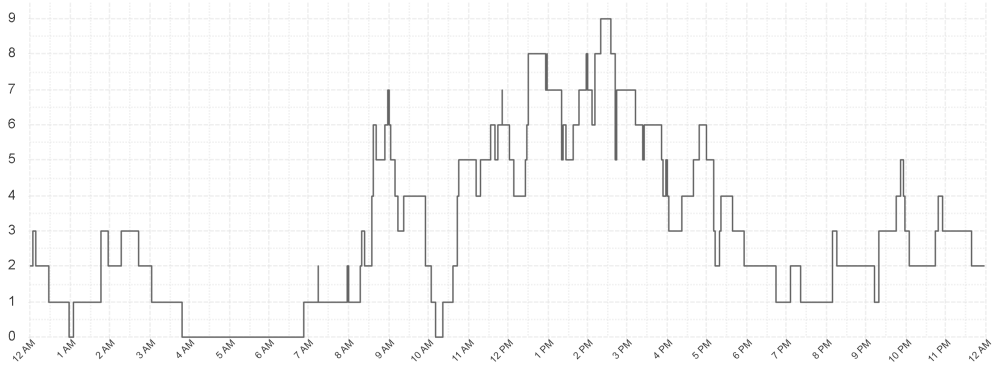


Median Response Time

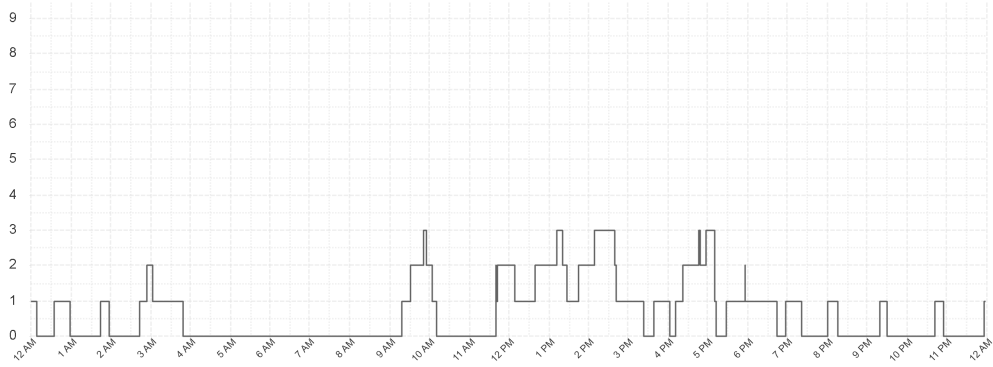
Current Month: **Emergency: 12.8** **Urgent: 31.8**



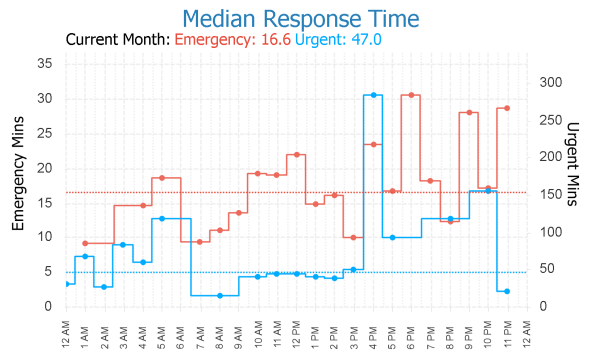
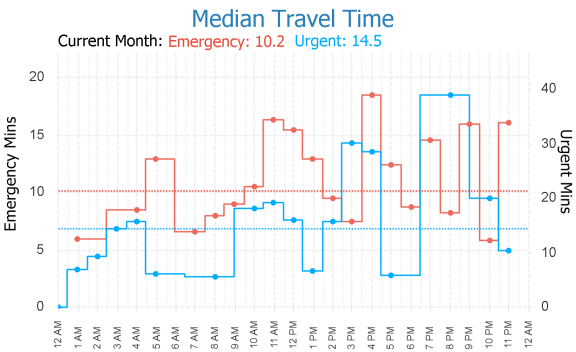
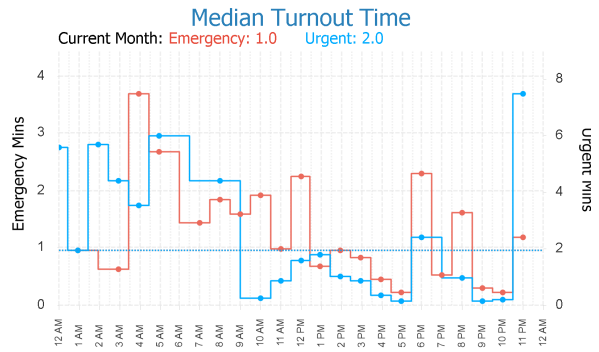
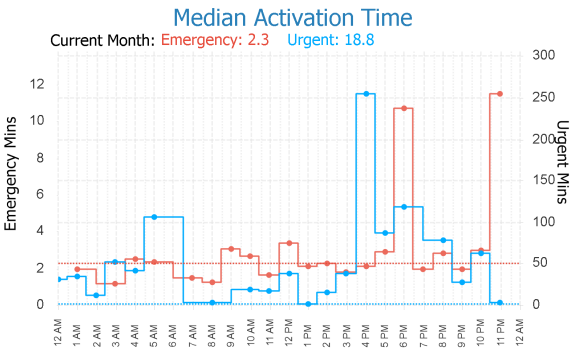
EMS Utilisation By Hour



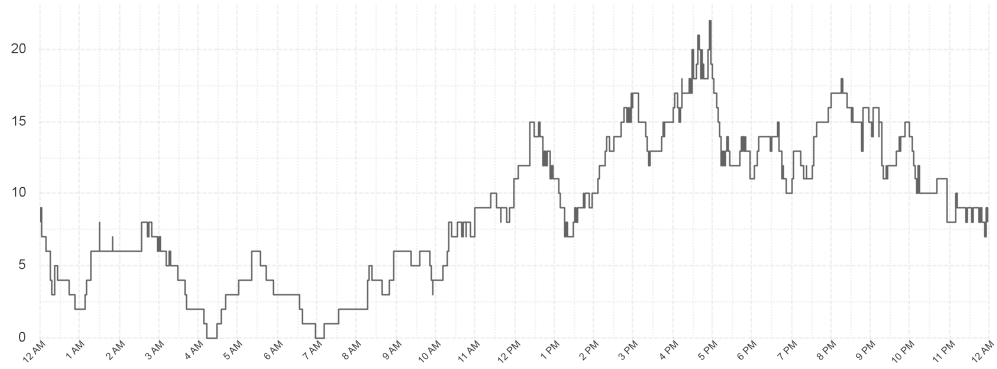
Ambulances at Hospital By Hour



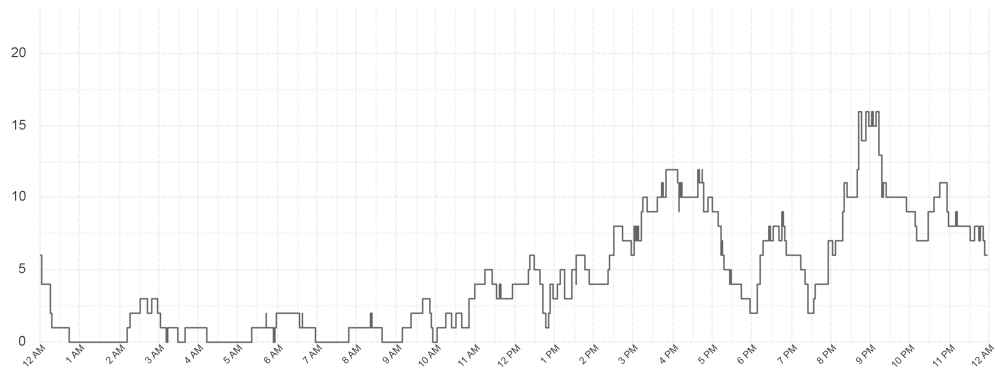
Southern Region



EMS Utilisation By Hour



Ambulances at Hospital By Hour



Outlier Activity

Activation Time Outliers

Incident Number	Call Time	Region	Initial Priority	Activation Time (mins)
000127-10062024	12:19 PM	South	I	6
000128-10062024	12:19 PM	N West	I	13
000132-10062024	12:24 PM	N West	I	6
000141-10062024	12:51 PM	North	I	5
000149-10062024	1:07 PM	North	I	5
000154-10062024	1:19 PM	N West	I	5
000170-10062024	2:06 PM	N West	I	10
000263-10062024	5:46 PM	South	I	6
000274-10062024	6:15 PM	South	I	18
000276-10062024	6:22 PM	South	I	9
000286-10062024	6:53 PM	South	I	13
000288-10062024	6:55 PM	South	I	8
000290-10062024	7:00 PM	South	I	6
000317-10062024	8:13 PM	South	I	5
000333-10062024	9:02 PM	South	I	12
000376-10062024	11:15 PM	South	I	14
000379-10062024	11:29 PM	South	I	9

Turnout Time Outliers

Incident Number	Call Time	Region	Initial Priority	Fleet Number	Turnout Time (mins)
000016-10062024	01:48 AM	North	I	799	6
000137-10062024	12:36 PM	South	I	714	5
000257-10062024	05:21 PM	N West	I	873	6

Glossary

EMS Emergency

An immediately life threatening incident. On-road resources must mobilise as soon as possible and respond using emergency warning devices.

Includes: EMS Incident Type. Priority 0 & 1.

EMS Urgent

An incident which should have a clinician on scene within 60 minutes. On-road resources must mobilise as soon as possible but respond without using emergency warning devices.

Includes: EMS Incident Type. Priority 2,3,4.

Other

Non Urgent EMS incidents. Patient Travel and Interfacility Coordination jobs. Search and Rescue jobs

Outliers

Emergency Incidents with Activation and Turnout times greater than 5 minutes.

From: PerformanceReporting@ambulance.tas.gov.au
Sent: Wednesday, 12 June 2024 5:59 AM
Subject: Ambulance Tasmania Daily Activity Report

Ambulance Tasmania Daily Report: Tue 11 Jun



Current June MERT: 15.3

Incidents

	South	North	North West	Total
EMS Emergency	76	28	25	129
EMS Urgent	70	40	30	140
Other	25	21	11	57
Total	171	89	66	326

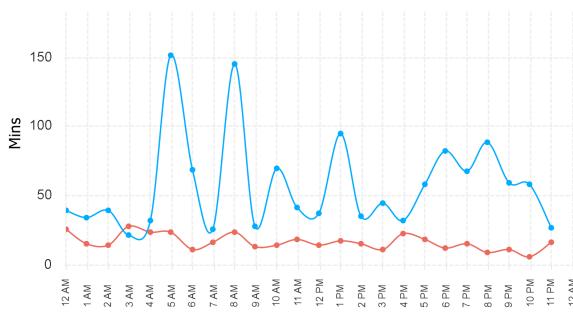
Median Emergency Performance

	South	North	North West	Total
Activation	2.2	2.4	2.2	2.2
Turnout	0.5	1.5	0.5	0.6
Travel	10.0	7.6	12.8	9.6
Response	16.5	14.0	19.8	16.1

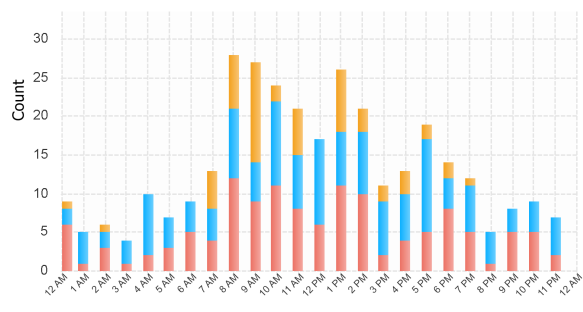
Legend

■ Emergency
 ■ Urgent
 ■ Other

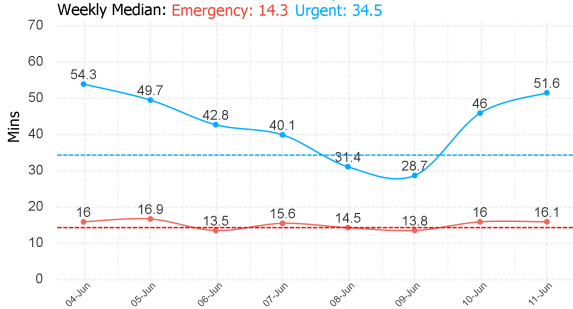
Median Response Time By Hour



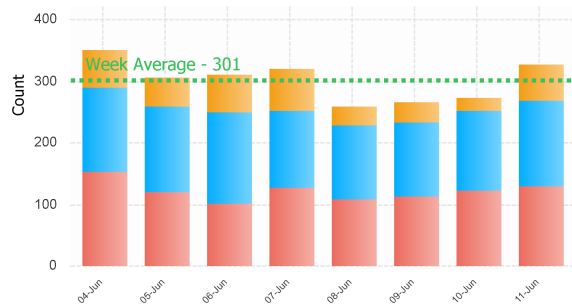
Incident Count by Hour



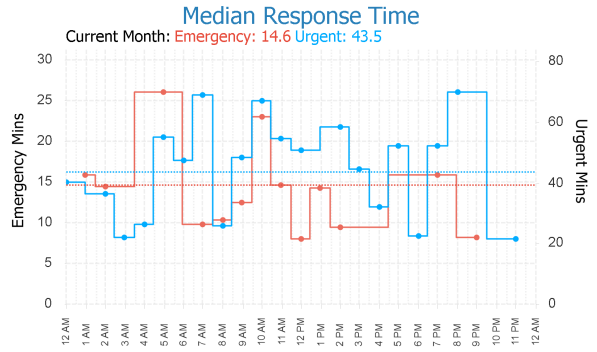
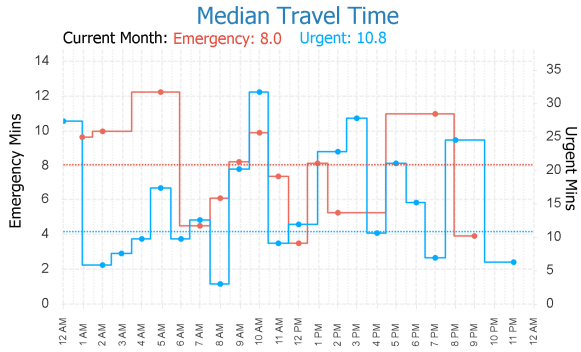
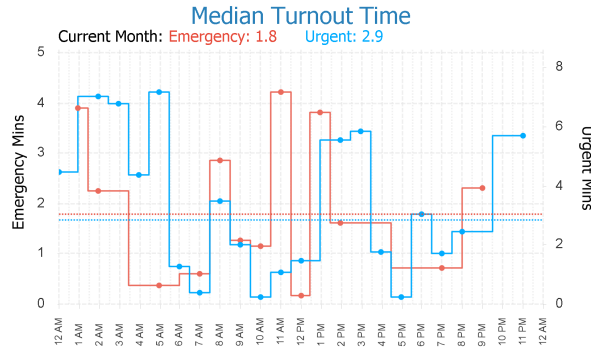
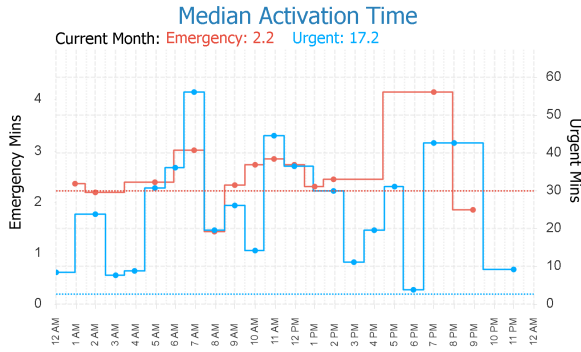
Previous Week Response Time



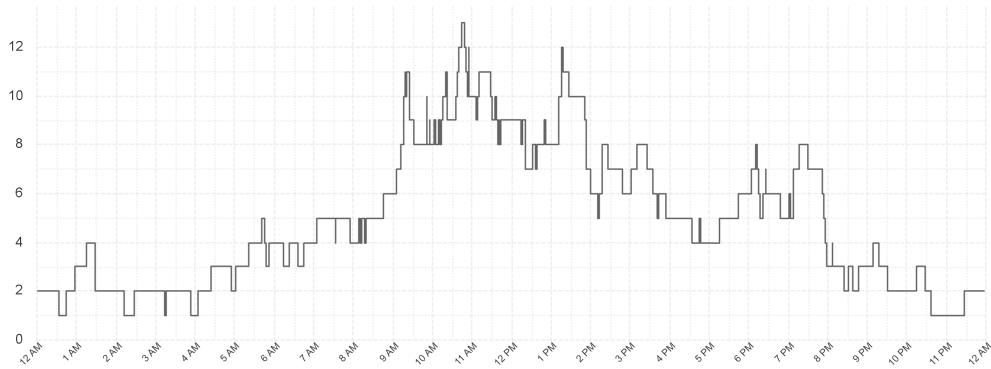
Previous Week Incident Count



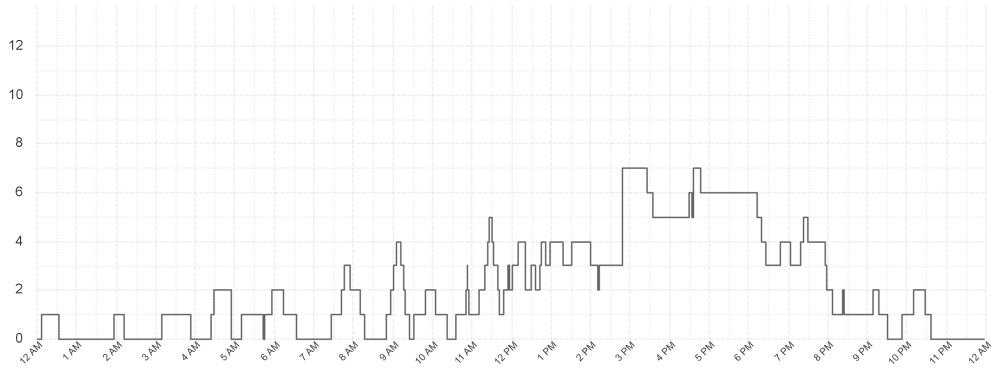
Northern Region



EMS Utilisation By Hour



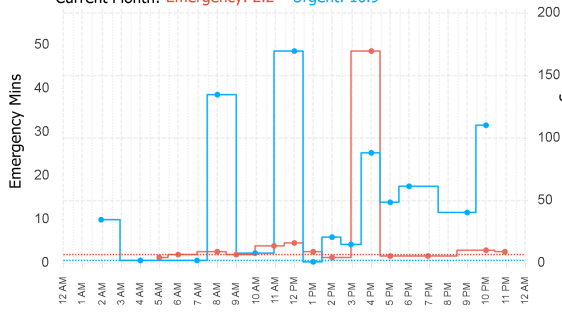
Ambulances at Hospital By Hour



North Western Region

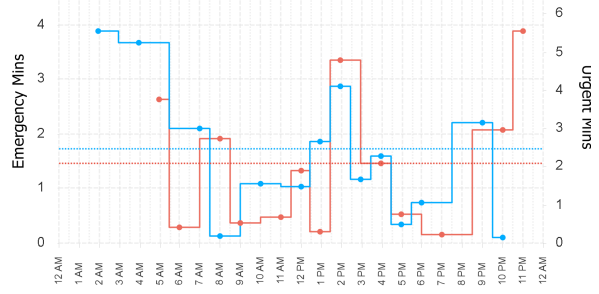
Median Activation Time

Current Month: **Emergency: 2.2** **Urgent: 10.9**



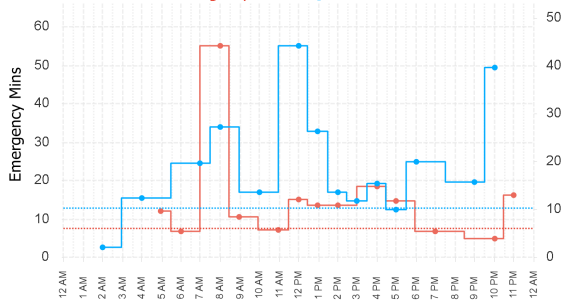
Median Turnout Time

Current Month: **Emergency: 1.5** **Urgent: 2.5**



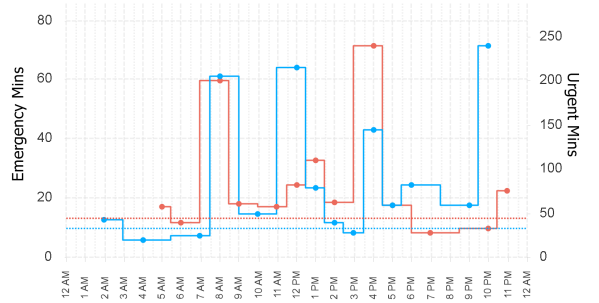
Median Travel Time

Current Month: **Emergency: 7.5** **Urgent: 10.3**

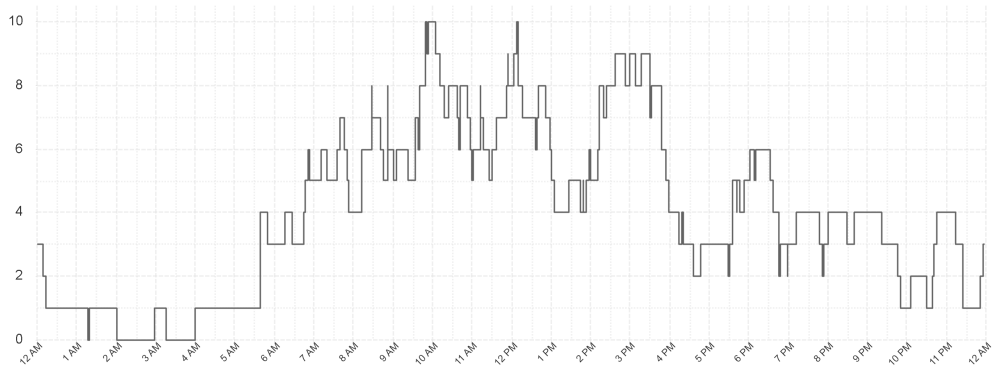


Median Response Time

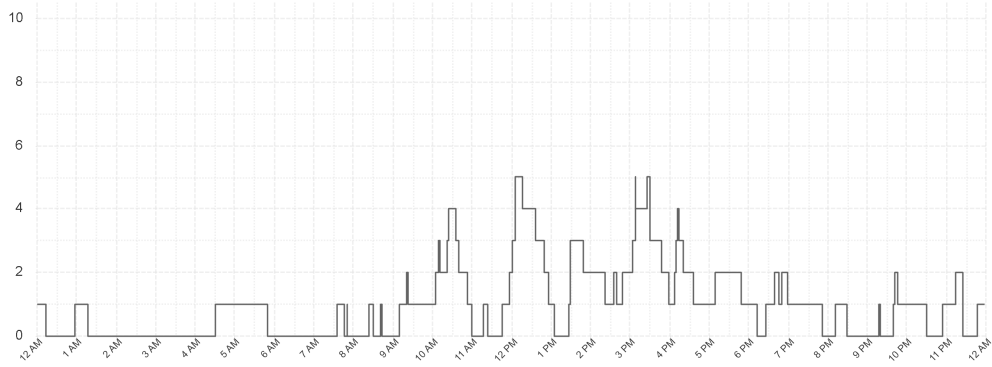
Current Month: **Emergency: 13.2** **Urgent: 32.3**



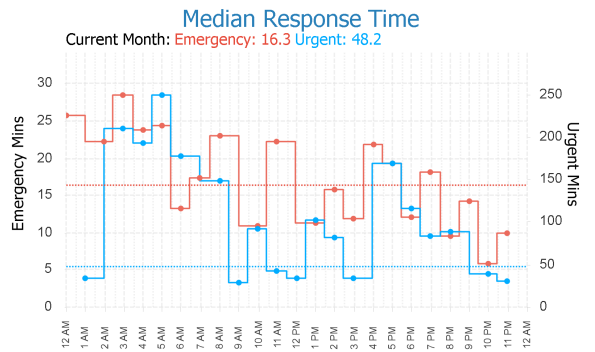
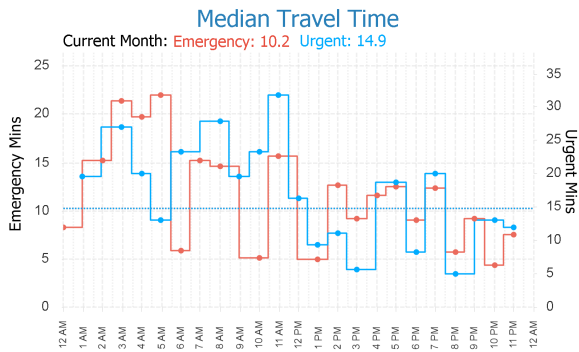
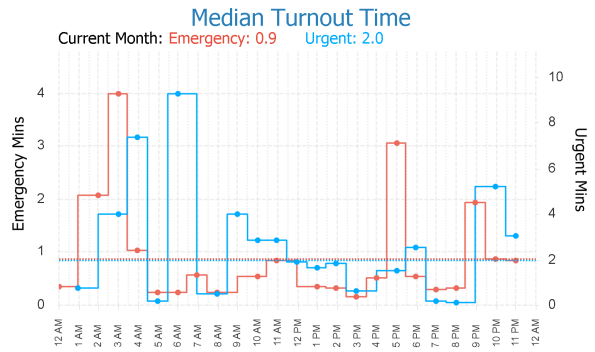
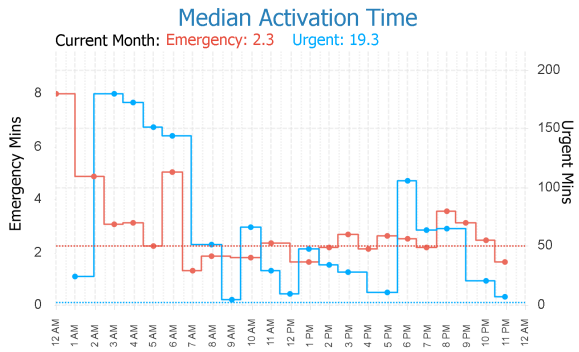
EMS Utilisation By Hour



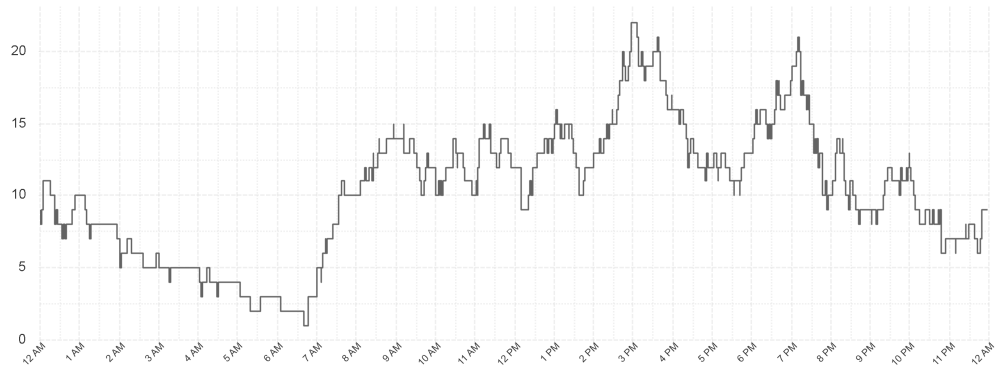
Ambulances at Hospital By Hour



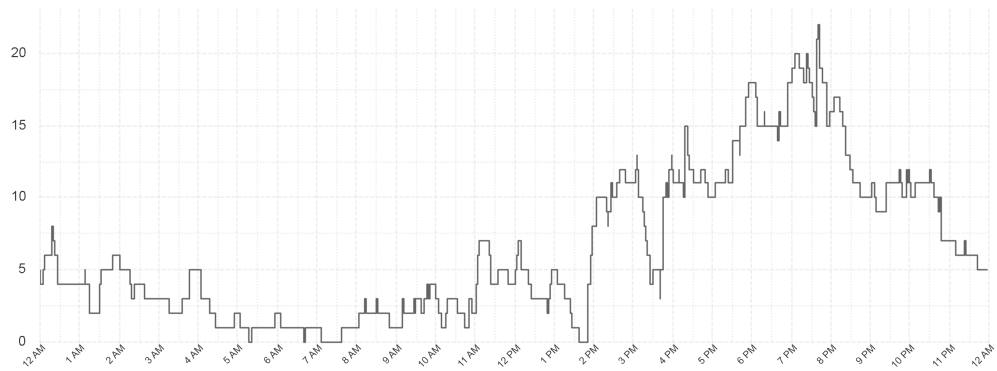
Southern Region



EMS Utilisation By Hour



Ambulances at Hospital By Hour



Outlier Activity

Activation Time Outliers

Incident Number	Call Time	Region	Initial Priority	Activation Time (mins)
000006-11062024	12:19 AM	South	I	31
000009-11062024	12:25 AM	South	I	28
000008-11062024	12:26 AM	South	I	12
000023-11062024	2:12 AM	South	I	9
000072-11062024	6:53 AM	South	I	9
000193-11062024	10:47 AM	North	I	7
000300-11062024	2:40 PM	South	I	5
000435-11062024	9:16 PM	South	I	13

Turnout Time Outliers

Incident Number	Call Time	Region	Initial Priority	Fleet Number	Turnout Time (mins)
000216-11062024	11:39 AM	North	I	729	10
000300-11062024	02:40 PM	South	I	706	8
000435-11062024	09:16 PM	South	I	859	8

Glossary

EMS Emergency

An immediately life threatening incident. On-road resources must mobilise as soon as possible and respond using emergency warning devices. Includes: EMS Incident Type. Priority 0 & 1.

EMS Urgent

An incident which should have a clinician on scene within 60 minutes. On-road resources must mobilise as soon as possible but respond without using emergency warning devices. Includes: EMS Incident Type. Priority 2,3,4.

Other

Non Urgent EMS incidents. Patient Travel and Interfacility Coordination jobs. Search and Rescue jobs

Outliers

Emergency Incidents with Activation and Turnout times greater than 5 minutes.

From: PerformanceReporting@ambulance.tas.gov.au
 Sent: Friday, 14 June 2024 12:38 AM
 Subject: Ambulance Tasmania Daily Activity Report

Ambulance Tasmania Daily Report: Wed 12 Jun



Current June MERT: 15.4

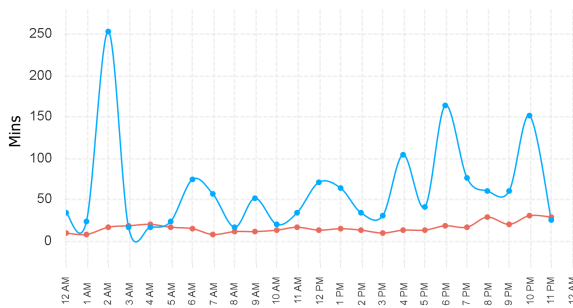
	Incidents			Total
	South	North	North West	
EMS Emergency	11	0	0	11
EMS Urgent	4	1	0	5
Other	0	0	0	0
Total	15	1	0	16

	Median Emergency Performance			
	South	North	North West	Total
Activation	21.3	-	-	21.3
Turnout	0.5	-	-	0.5
Travel	13.0	-	-	13.0
Response	18.6	13.2	10.9	15.6

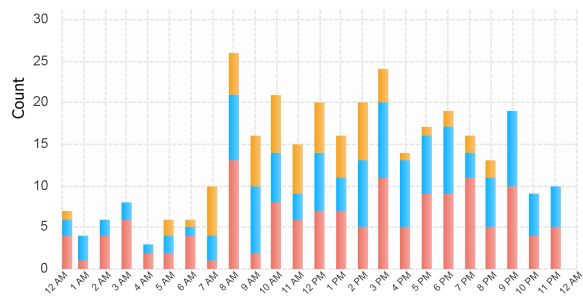
Legend

Emergency Urgent Other

Median Response Time By Hour

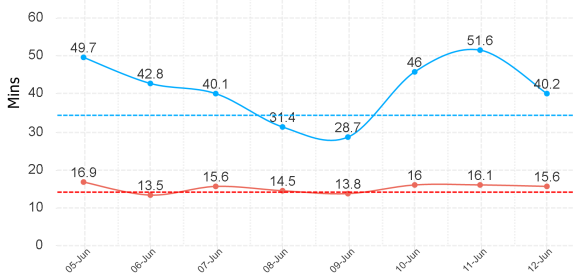


Incident Count by Hour

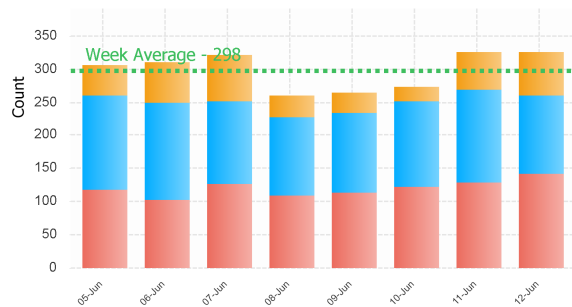


Previous Week Response Time

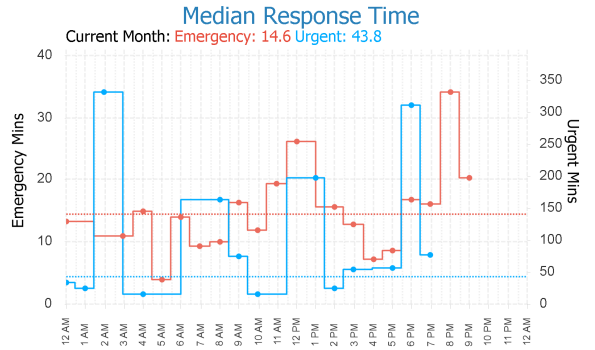
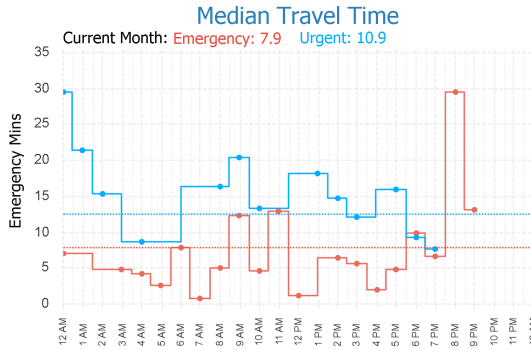
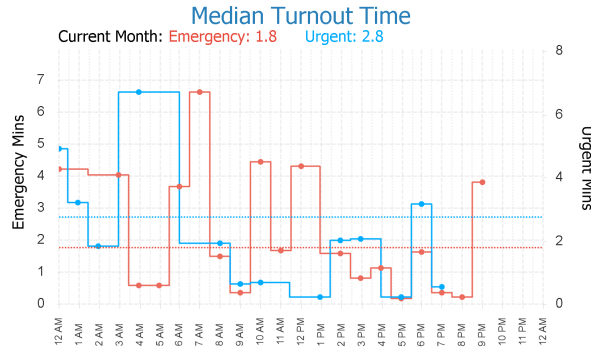
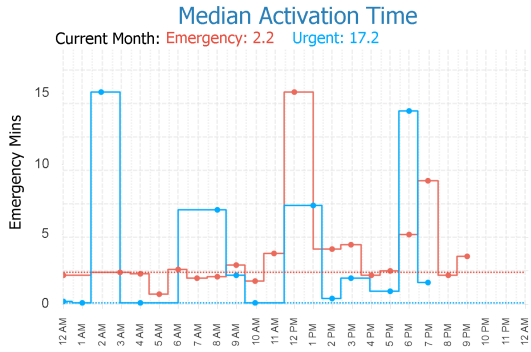
Weekly Median: Emergency: 14.3 Urgent: 34.5



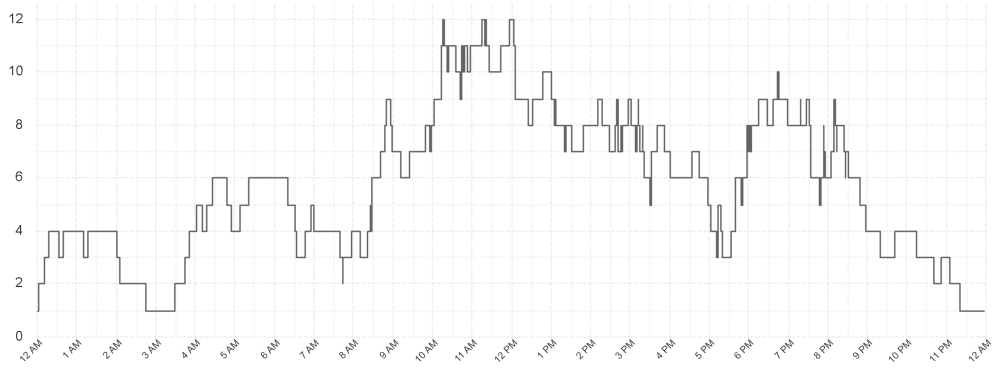
Previous Week Incident Count



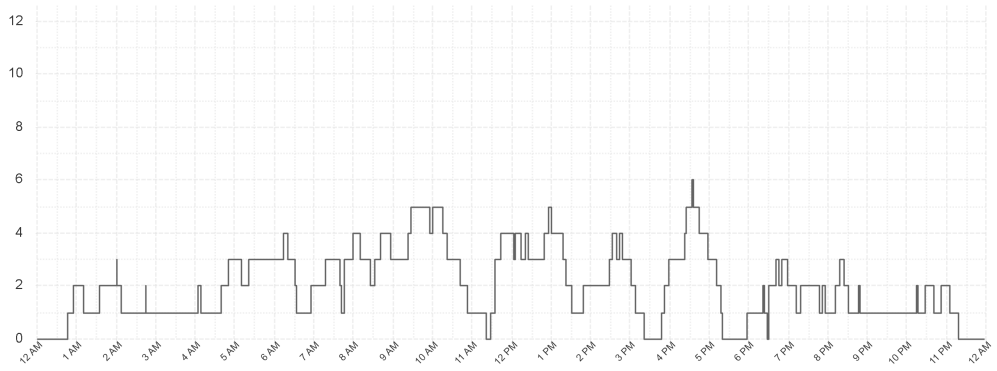
Northern Region



EMS Utilisation By Hour



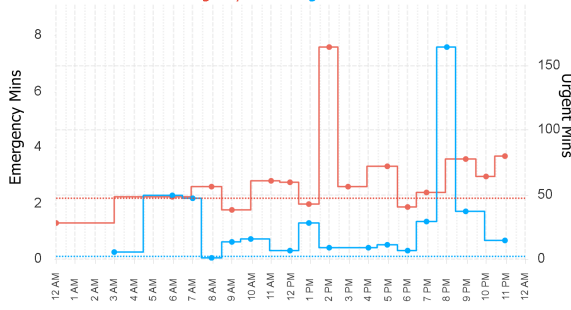
Ambulances at Hospital By Hour



North Western Region

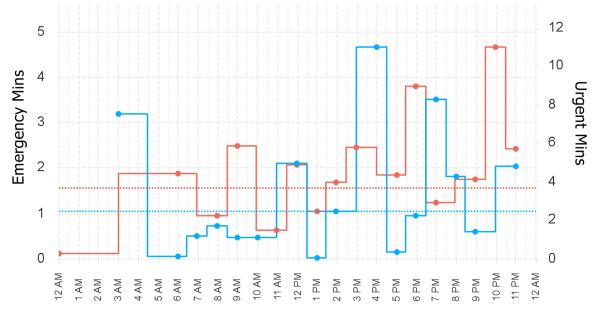
Median Activation Time

Current Month: **Emergency: 2.2** **Urgent: 11.2**



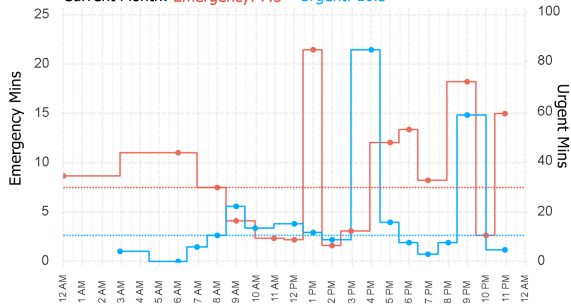
Median Turnout Time

Current Month: **Emergency: 1.6** **Urgent: 2.5**



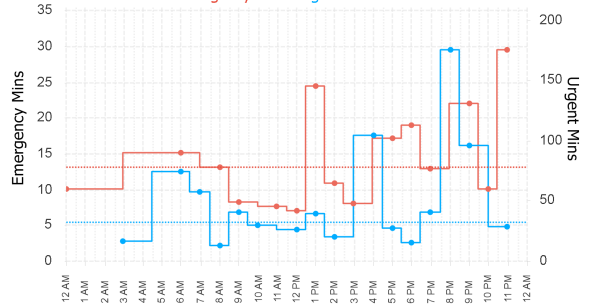
Median Travel Time

Current Month: **Emergency: 7.5** **Urgent: 10.3**

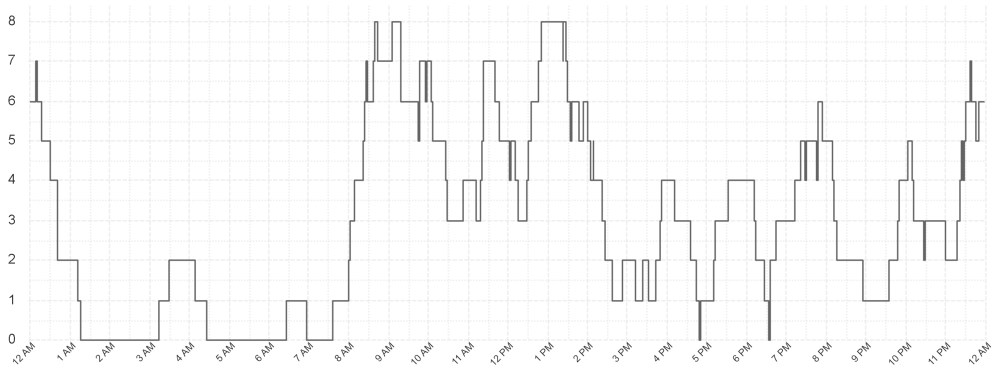


Median Response Time

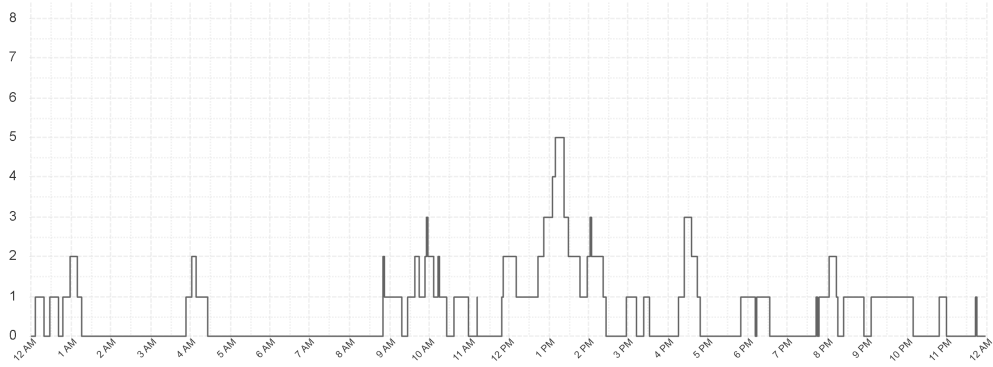
Current Month: **Emergency: 13.2** **Urgent: 32.3**



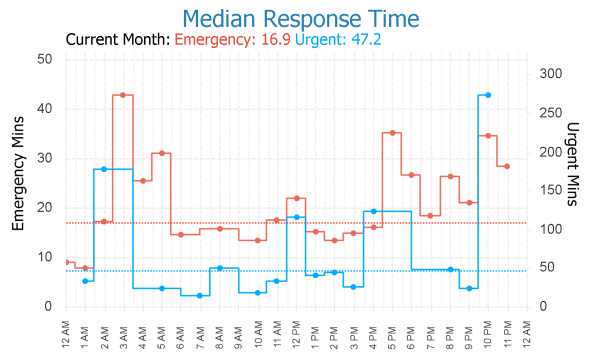
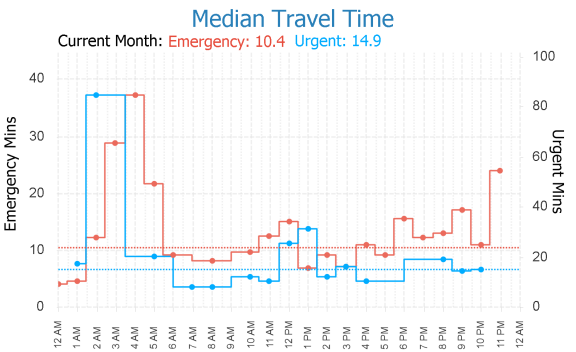
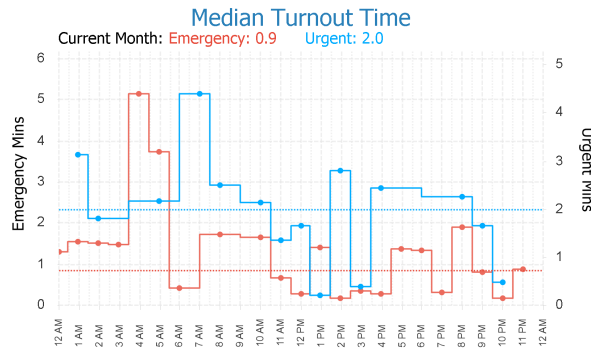
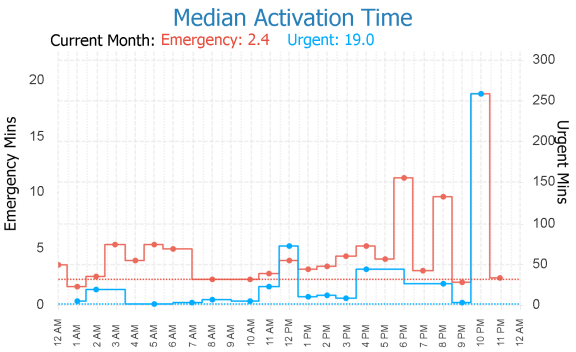
EMS Utilisation By Hour



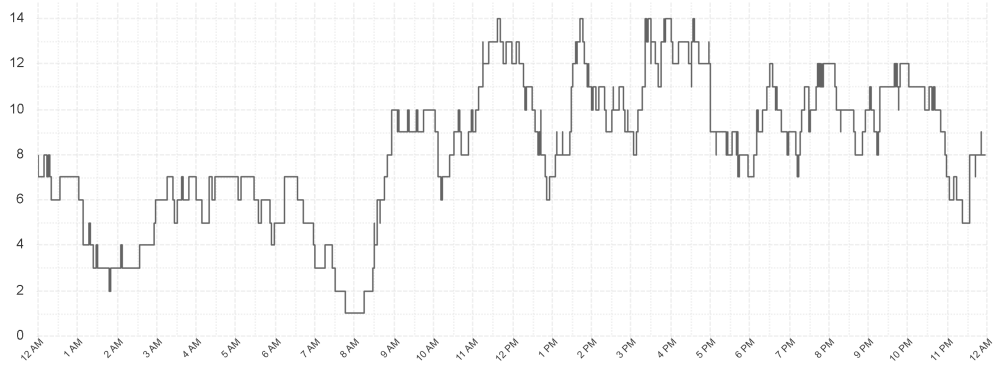
Ambulances at Hospital By Hour



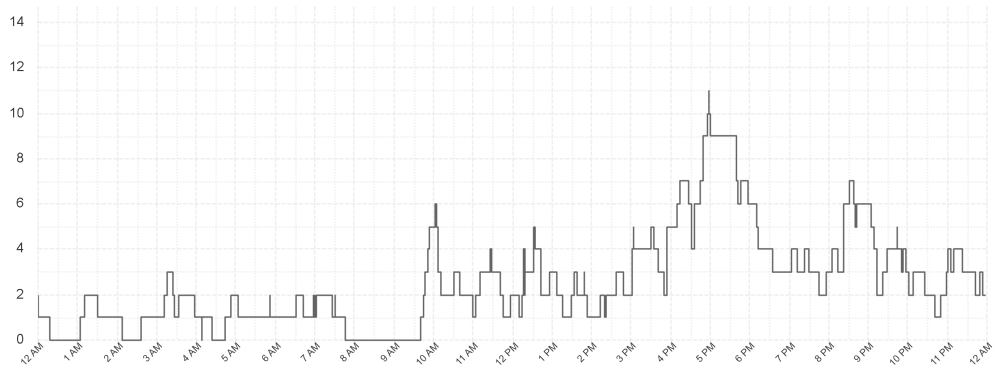
Southern Region



EMS Utilisation By Hour



Ambulances at Hospital By Hour



Outlier Activity

Activation Time Outliers

Incident Number	Call Time	Region	Initial Priority	Activation Time (mins)
000034-12062024	3:45 AM	South	I	6
000148-12062024	10:51 AM	North	I	9
000189-12062024	1:02 PM	South	I	6
000231-12062024	2:45 PM	N West	I	8
000235-12062024	3:03 PM	North	I	9
000275-12062024	4:26 PM	South	I	5
000276-12062024	4:28 PM	South	I	5
000319-12062024	6:36 PM	South	I	13
000323-12062024	6:40 PM	North	I	6
000347-12062024	7:49 PM	South	I	31
000356-12062024	8:12 PM	South	I	9
000383-12062024	9:40 PM	N West	I	9
000393-12062024	9:52 PM	South	0	5
000403-12062024	10:28 PM	South	I	12
000405-12062024	10:40 PM	South	I	19

Turnout Time Outliers

Incident Number	Call Time	Region	Initial Priority	Fleet Number	Turnout Time (mins)
000033-12062024	03:44 AM	North	I	767	5
000040-12062024	04:18 AM	South	I	894	5
000053-12062024	06:46 AM	North	I	738	5
000071-12062024	07:43 AM	North	I	708	7
000133-12062024	10:15 AM	North	I	708	8
000146-12062024	10:44 AM	North	I	702	9
000146-12062024	10:44 AM	North	I	740	13
000423-12062024	11:47 PM	N West	I	866	10

Glossary

EMS Emergency

An immediately life threatening incident. On-road resources must mobilise as soon as possible and respond using emergency warning devices. Includes: EMS Incident Type. Priority 0 & 1.

EMS Urgent

An incident which should have a clinician on scene within 60 minutes. On-road resources must mobilise as soon as possible but respond without using emergency warning devices.
Includes: EMS Incident Type. Priority 2,3,4.

Other

Non Urgent EMS incidents. Patient Travel and Interfacility Coordination jobs. Search and Rescue jobs

Outliers

Emergency Incidents with Activation and Turnout times greater than 5 minutes.

From: PerformanceReporting@ambulance.tas.gov.au
Sent: Saturday, 15 June 2024 1:05 PM
Subject: Ambulance Tasmania Daily Activity Report

Ambulance Tasmania Daily Report: Fri 14 Jun



Current June MERT: 15.5

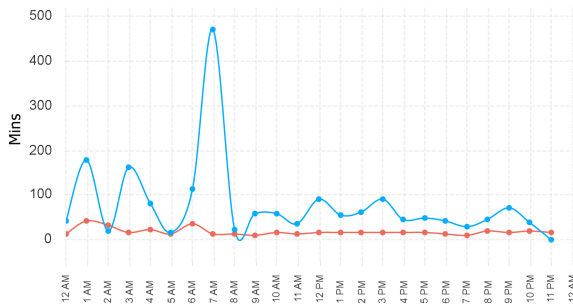
	Incidents			Total
	South	North	North West	
EMS Emergency	69	48	26	143
EMS Urgent	61	37	30	128
Other	23	17	23	63
Total	153	102	79	334

	Median Emergency Performance			
	South	North	North West	Total
Activation	2.9	2.8	2.1	2.7
Turnout	1.6	1.6	1.9	1.7
Travel	12.3	8.1	5.9	8.9
Response	21.0	14.8	12.5	15.9

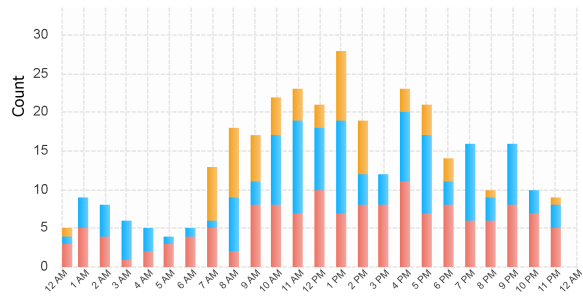
Legend

■ Emergency
 ■ Urgent
 ■ Other

Median Response Time By Hour

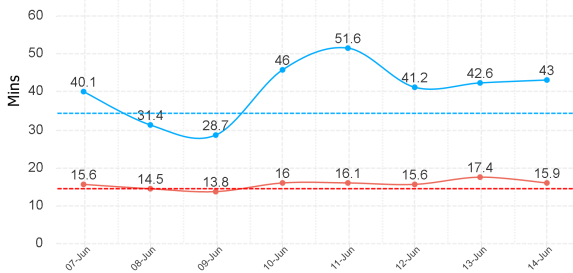


Incident Count by Hour

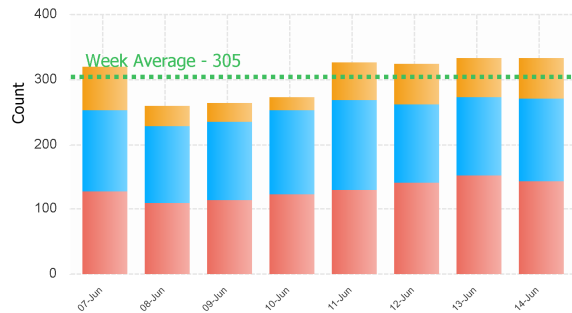


Previous Week Response Time

Weekly Median: Emergency: 14.3 Urgent: 34.5



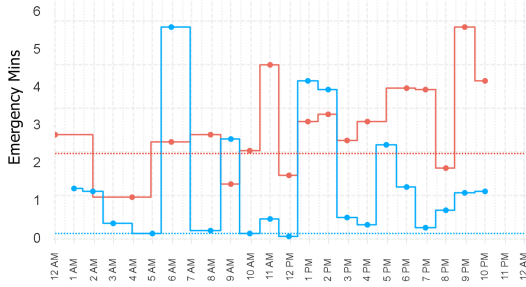
Previous Week Incident Count



Northern Region

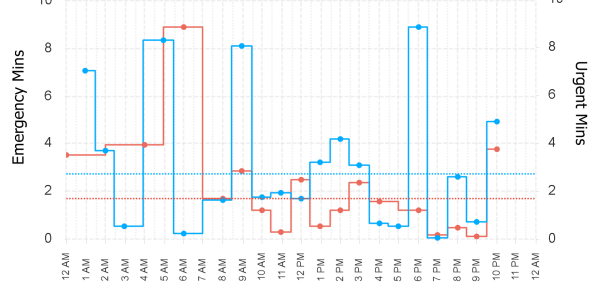
Median Activation Time

Current Month: **Emergency: 2.3** **Urgent: 15.9**



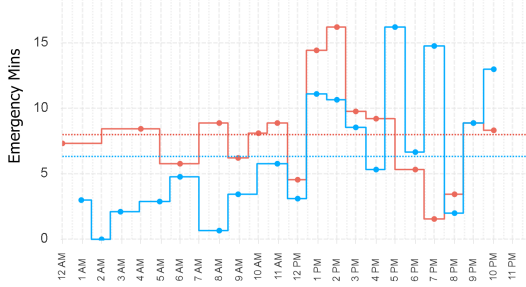
Median Turnout Time

Current Month: **Emergency: 1.7** **Urgent: 2.7**



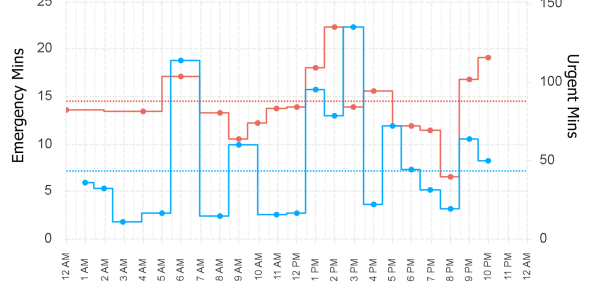
Median Travel Time

Current Month: **Emergency: 8.0** **Urgent: 11.0**

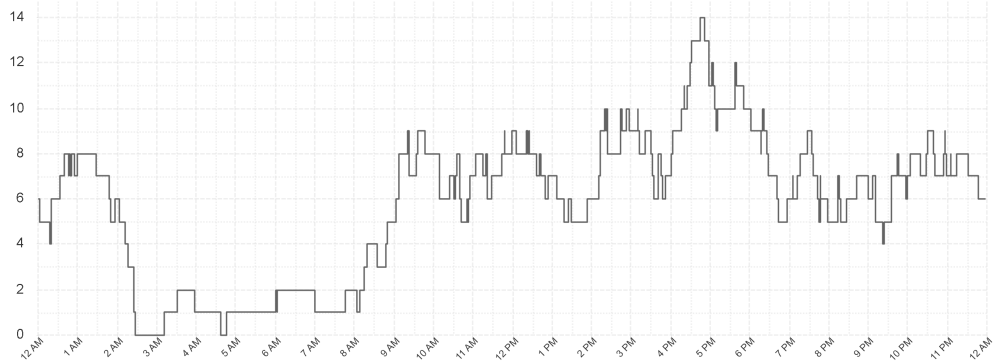


Median Response Time

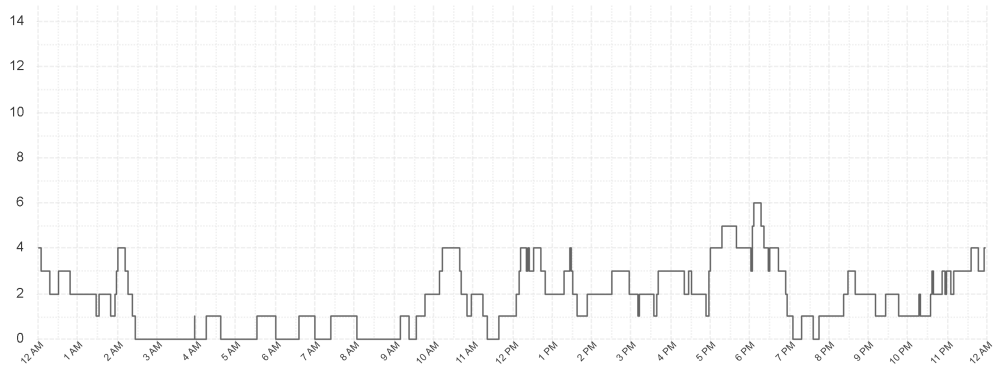
Current Month: **Emergency: 14.6** **Urgent: 43.0**



EMS Utilisation By Hour



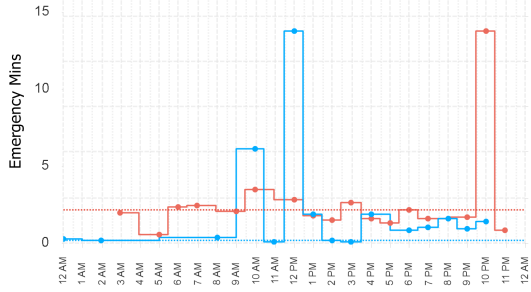
Ambulances at Hospital By Hour



North Western Region

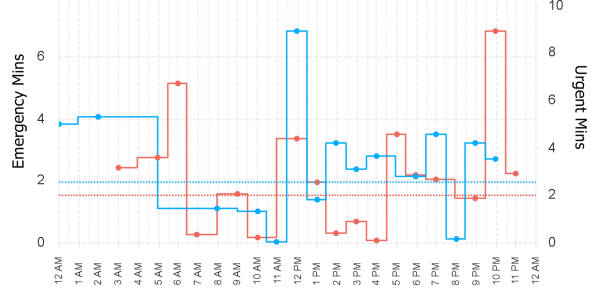
Median Activation Time

Current Month: **Emergency: 2.2** **Urgent: 10.8**



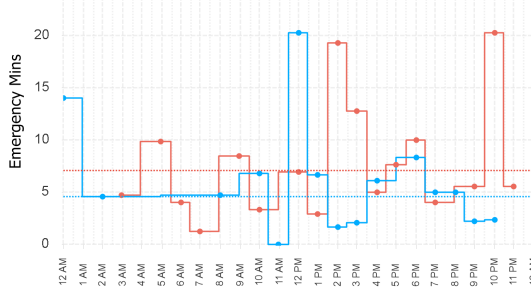
Median Turnout Time

Current Month: **Emergency: 1.6** **Urgent: 2.6**



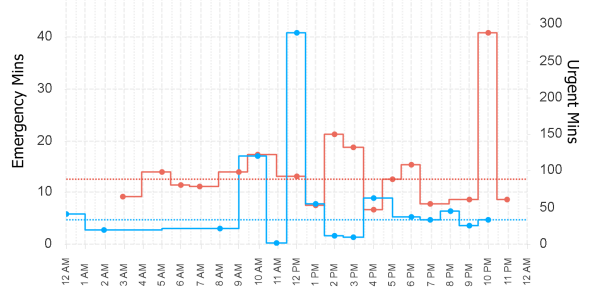
Median Travel Time

Current Month: **Emergency: 7.1** **Urgent: 10.7**

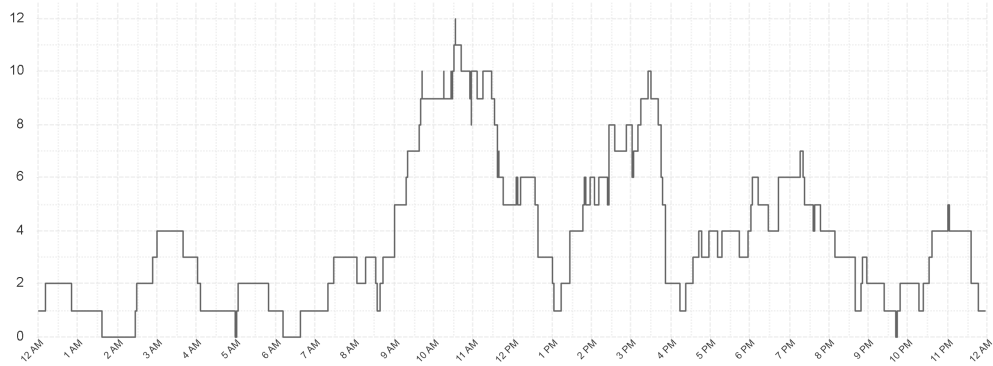


Median Response Time

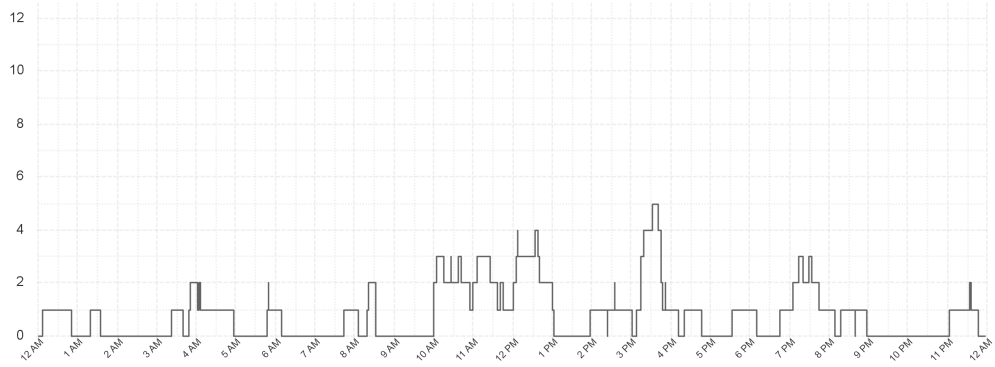
Current Month: **Emergency: 12.8** **Urgent: 32.8**



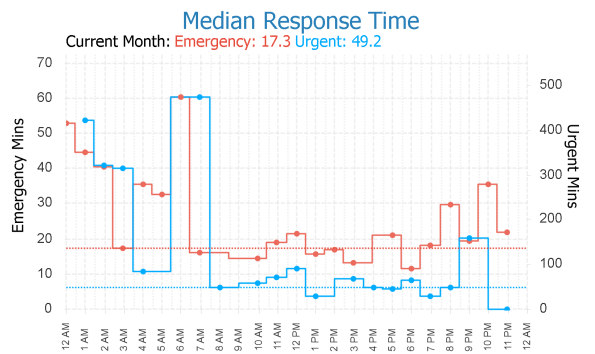
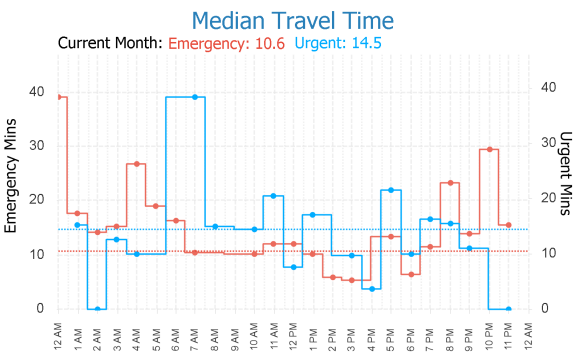
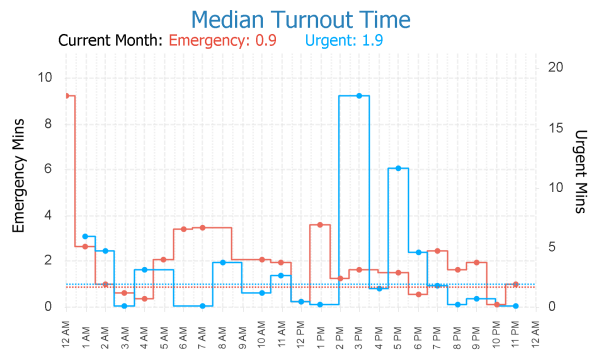
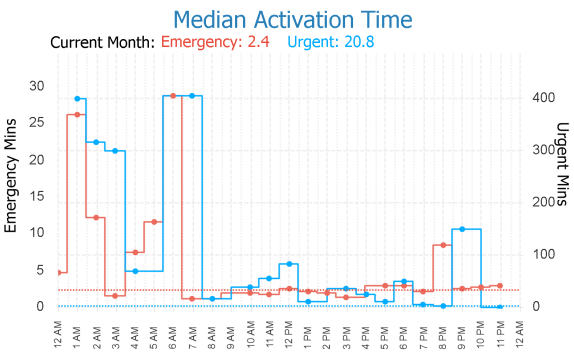
EMS Utilisation By Hour



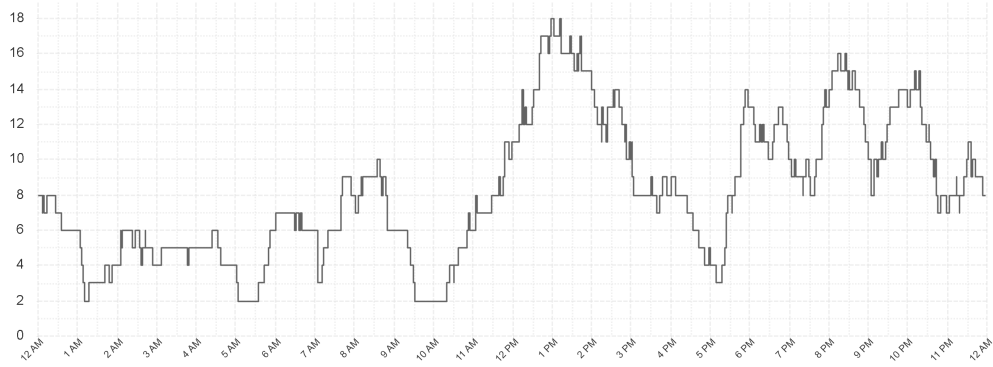
Ambulances at Hospital By Hour



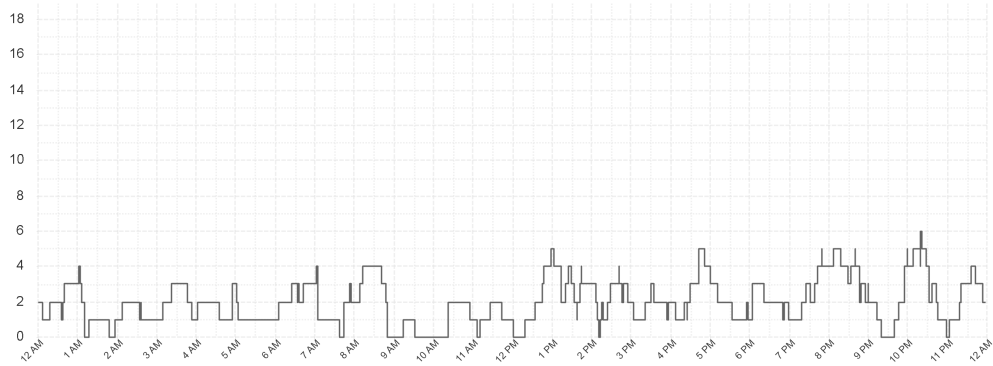
Southern Region



EMS Utilisation By Hour



Ambulances at Hospital By Hour



Outlier Activity

Activation Time Outliers

Incident Number	Call Time	Region	Initial Priority	Activation Time (mins)
000011-14062024	1:10 AM	South	I	10
000012-14062024	1:21 AM	South	I	22
000013-14062024	1:28 AM	South	I	26
000014-14062024	1:31 AM	South	I	33
000020-14062024	1:59 AM	South	I	29
000024-14062024	2:29 AM	South	I	10
000032-14062024	2:57 AM	South	I	12
000050-14062024	5:45 AM	South	I	17
000051-14062024	5:45 AM	South	I	6
000054-14062024	6:04 AM	South	I	30
000055-14062024	6:05 AM	South	I	28
000191-14062024	12:25 PM	South	I	5
000271-14062024	3:02 PM	North	I	9
000293-14062024	4:19 PM	North	I	7
000322-14062024	5:17 PM	South	I	11

Turnout Time Outliers

Incident Number	Call Time	Region	Initial Priority	Fleet Number	Turnout Time (mins)
000003-14062024	12:10 AM	South	I	852	9
000009-14062024	12:57 AM	North	I	702	6
000053-14062024	06:02 AM	North	I	729	9
000054-14062024	06:04 AM	South	I	880	6
000116-14062024	10:12 AM	N West	I	870	12
000142-14062024	10:49 AM	North	I	767	8
000190-14062024	12:22 PM	North	I	605	5
000190-14062024	12:22 PM	North	I	799	12
000221-14062024	01:26 PM	South	I	895	7
000271-14062024	03:02 PM	North	I	710	19
000294-14062024	04:25 PM	North	I	743	6
000436-14062024	10:54 PM	North	I	877	7

Glossary

EMS Emergency

An immediately life threatening incident. On-road resources must mobilise as soon as possible and respond using emergency warning devices. Includes: EMS Incident Type. Priority 0 & 1.

EMS Urgent

An incident which should have a clinician on scene within 60 minutes. On-road resources must mobilise as soon as possible but respond without using emergency warning devices.
Includes: EMS Incident Type. Priority 2,3,4.

Other

Non Urgent EMS incidents. Patient Travel and Interfacility Coordination jobs. Search and Rescue jobs

Outliers

Emergency Incidents with Activation and Turnout times greater than 5 minutes.