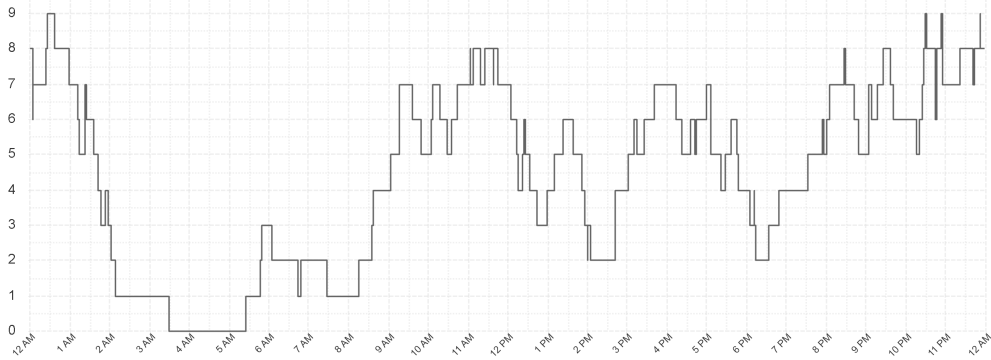
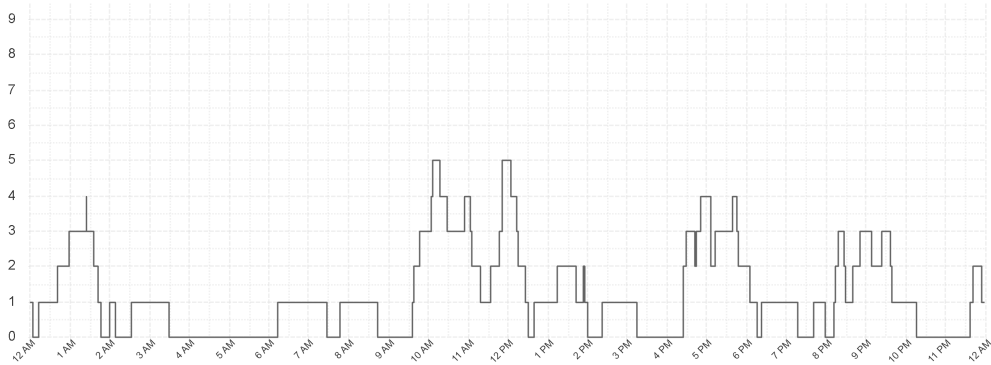


EMS Utilisation By Hour

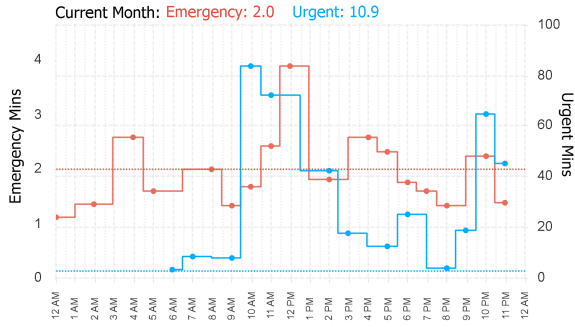


Ambulances at Hospital By Hour

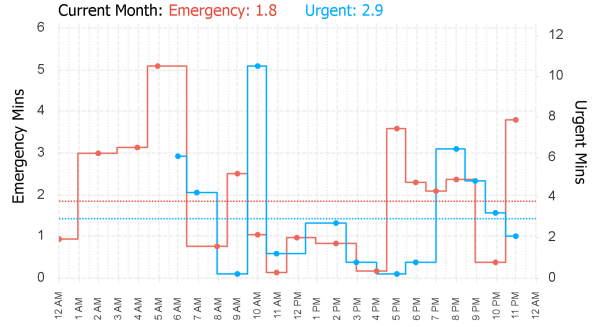


North Western Region

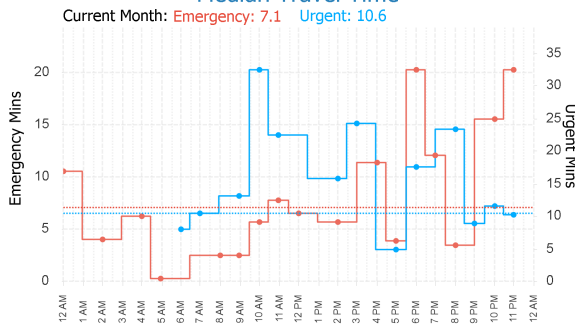
Median Activation Time



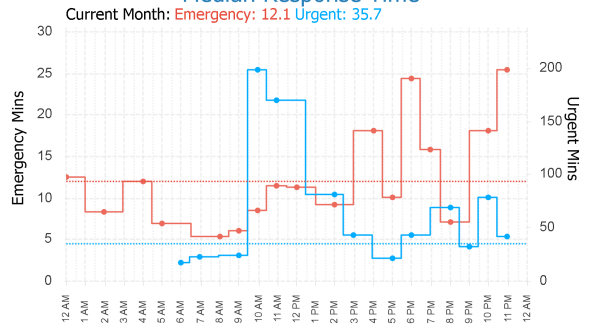
Median Turnout Time



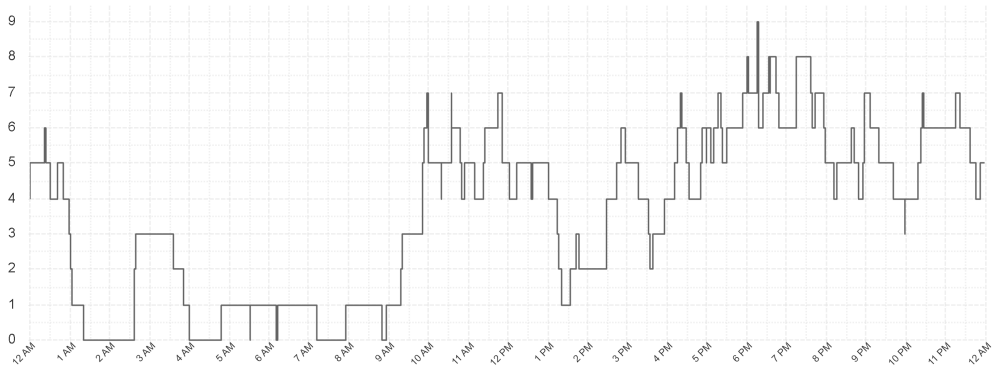
Median Travel Time



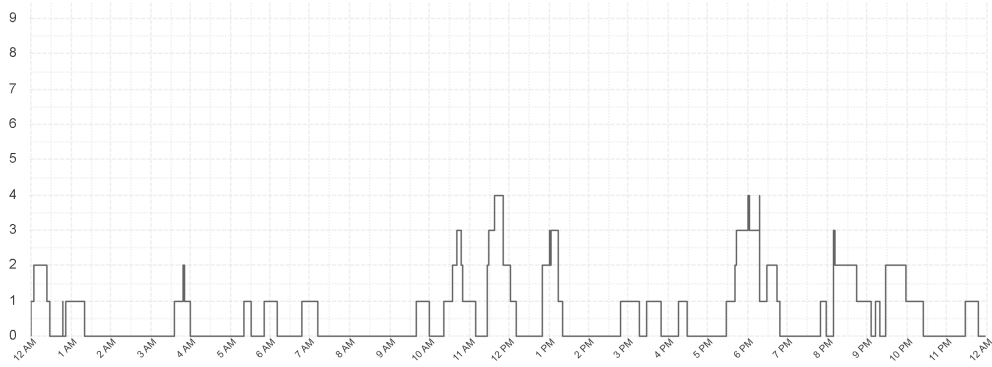
Median Response Time



EMS Utilisation By Hour



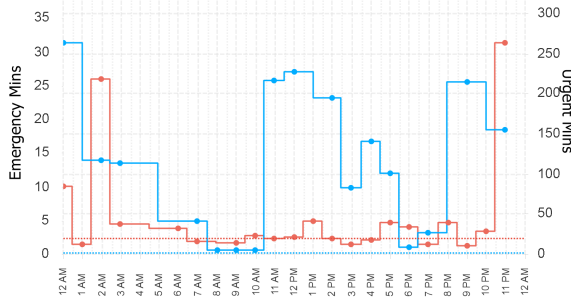
Ambulances at Hospital By Hour



Southern Region

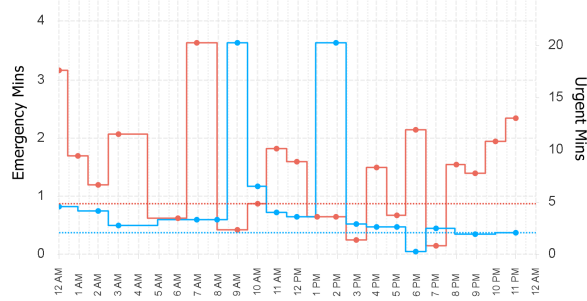
Median Activation Time

Current Month: Emergency: 2.5 Urgent: 22.6



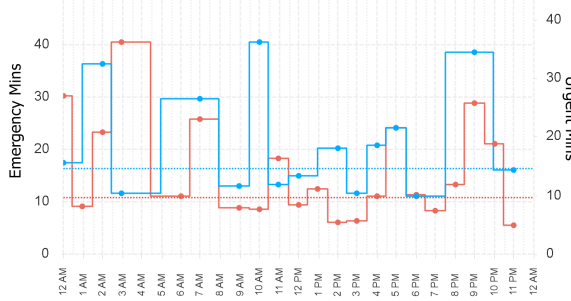
Median Turnout Time

Current Month: Emergency: 0.9 Urgent: 2.1



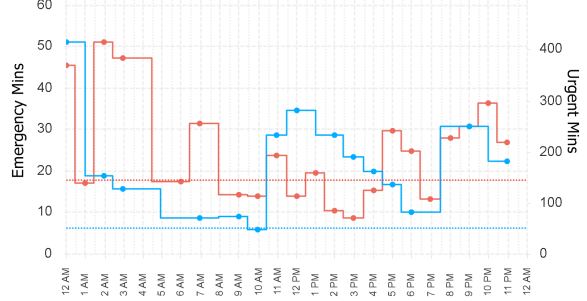
Median Travel Time

Current Month: Emergency: 10.7 Urgent: 14.7



Median Response Time

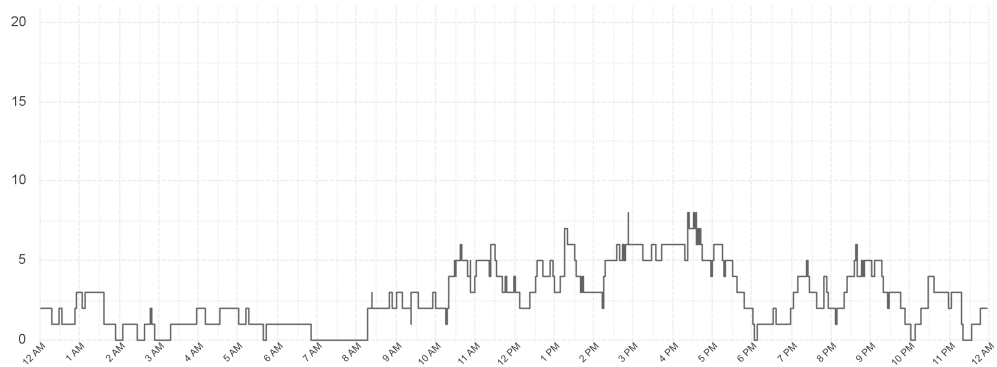
Current Month: Emergency: 17.9 Urgent: 52.3



EMS Utilisation By Hour



Ambulances at Hospital By Hour



Outlier Activity

Activation Time Outliers

Incident Number	Call Time	Region	Initial Priority	Activation Time (mins)
000004-10072024	12:05 AM	South	I	17
000055-10072024	6:46 AM	South	I	6
000198-10072024	1:01 PM	South	I	6
000201-10072024	1:04 PM	South	I	12
000205-10072024	1:08 PM	South	I	6
000359-10072024	6:43 PM	South	I	20
000362-10072024	6:55 PM	South	I	12
000398-10072024	8:37 PM	South	I	10
000399-10072024	8:37 PM	South	I	6
000408-10072024	8:57 PM	South	I	7
000444-10072024	10:35 PM	South	I	9
000446-10072024	10:51 PM	South	I	10
000451-10072024	11:04 PM	South	I	31
000462-10072024	11:36 PM	North	I	7
000468-10072024	11:56 PM	South	I	9

Turnout Time Outliers

Incident Number	Call Time	Region	Initial Priority	Fleet Number	Turnout Time (mins)
000015-10072024	12:55 AM	South	I	859	5
000028-10072024	02:41 AM	N West	I	750	6
000043-10072024	05:24 AM	North	I	709	10
000045-10072024	05:32 AM	N West	I	858	5
000046-10072024	05:48 AM	North	I	729	5
000046-10072024	05:48 AM	North	I	740	5
000112-10072024	09:53 AM	N West	I	750	5
000147-10072024	11:04 AM	North	I	729	5
000204-10072024	01:08 PM	North	I	729	9
000339-10072024	05:59 PM	N West	I	898	8
000362-10072024	06:55 PM	South	I	860	5
000394-10072024	08:26 PM	North	I	739	7
000404-10072024	08:45 PM	South	I	862	8
000441-10072024	10:28 PM	South	I	860	34
000444-10072024	10:35 PM	South	I	878	15

Glossary

EMS Emergency

An immediately life threatening incident. On-road resources must mobilise as soon as possible and respond using emergency warning devices. Includes: EMS Incident Type. Priority 0 & 1.

EMS Urgent

An incident which should have a clinician on scene within 60 minutes. On-road resources must mobilise as soon as possible but respond without using emergency warning devices.
Includes: EMS Incident Type. Priority 2,3,4.

Other

Non Urgent EMS incidents. Patient Travel and Interfacility Coordination jobs. Search and Rescue jobs

Outliers

Emergency Incidents with Activation and Turnout times greater than 5 minutes.

From: PerformanceReporting@ambulance.tas.gov.au
 Sent: Friday, 12 July 2024 5:59 AM
 Subject: Ambulance Tasmania Daily Activity Report

Ambulance Tasmania Daily Report: Thur 11 Jul



Current July MERT: 15.4

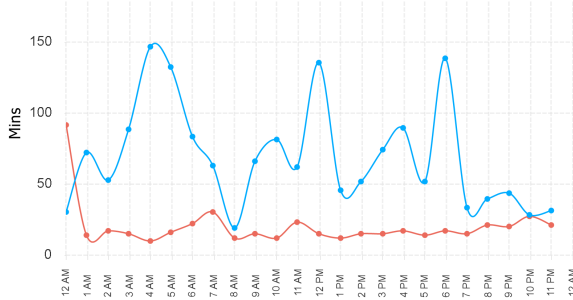
	Incidents			Total
	South	North	North West	
EMS Emergency	72	34	20	126
EMS Urgent	66	46	48	160
Other	24	19	15	58
Total	162	99	83	344

	Median Emergency Performance			Total
	South	North	North West	
Activation	2.3	2.7	2.0	2.3
Turnout	0.5	1.0	2.3	1.0
Travel	11.2	10.6	9.2	10.7
Response	18.7	16.9	14.0	16.8

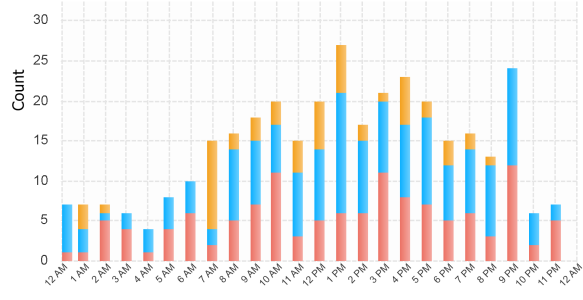
Legend

Emergency Urgent Other

Median Response Time By Hour

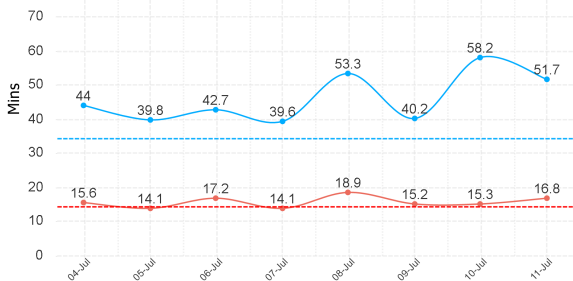


Incident Count by Hour

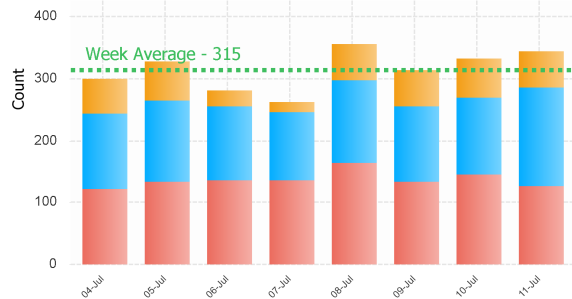


Previous Week Response Time

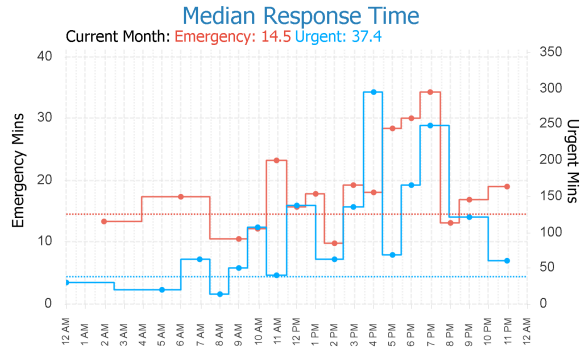
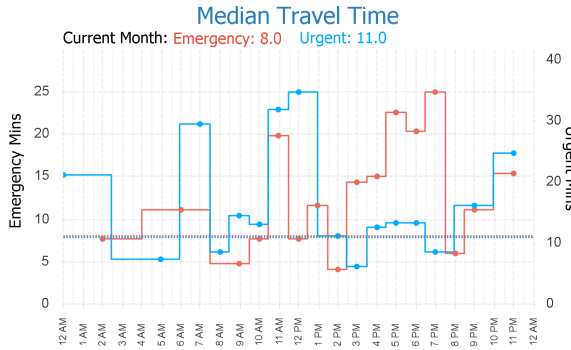
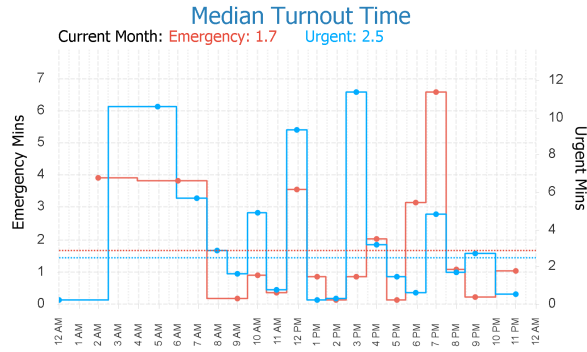
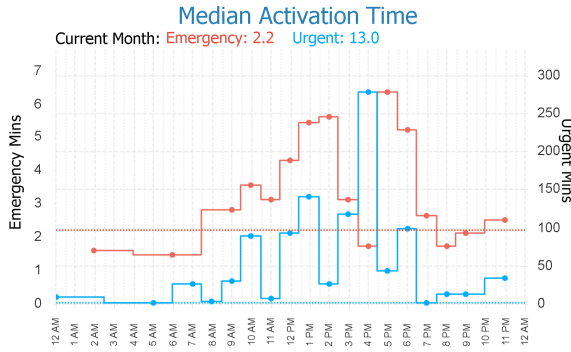
Weekly Median: Emergency: 14.4 Urgent: 34.6



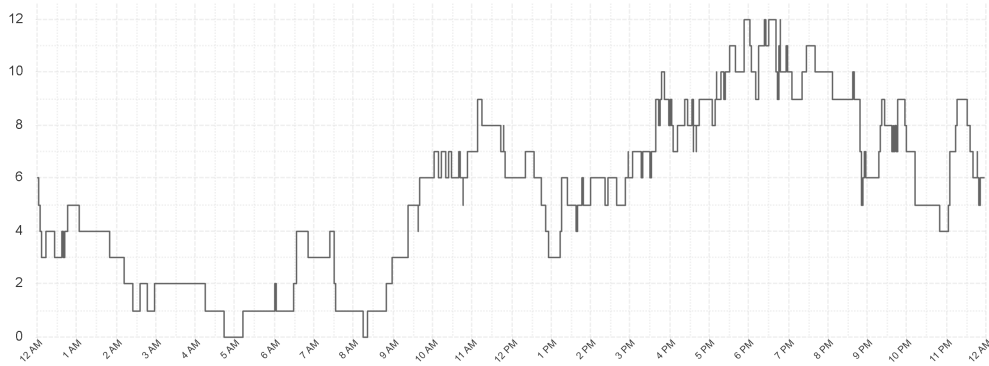
Previous Week Incident Count



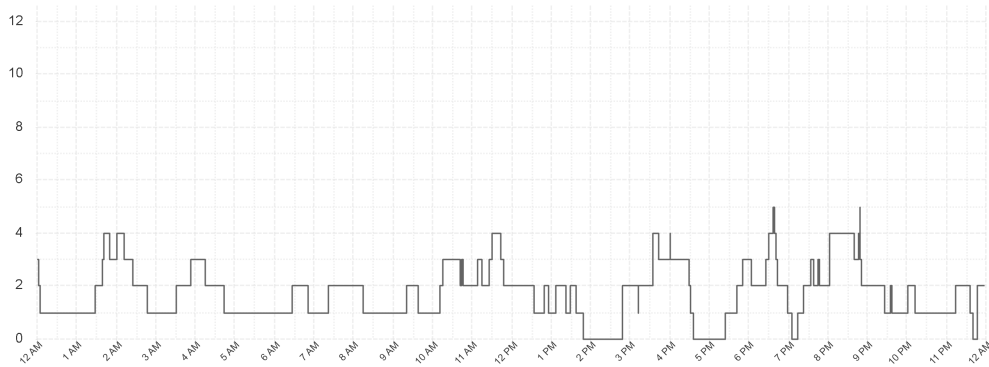
Northern Region



EMS Utilisation By Hour



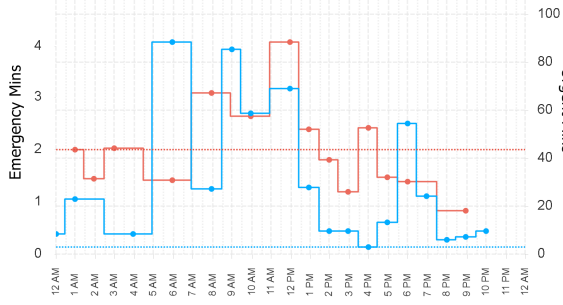
Ambulances at Hospital By Hour



North Western Region

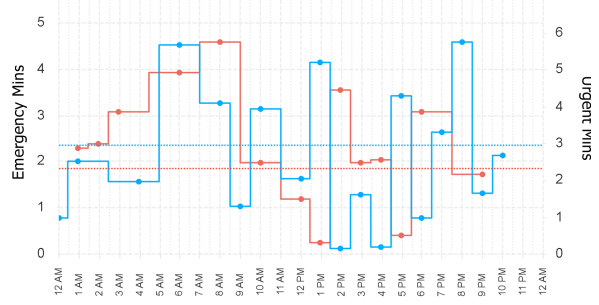
Median Activation Time

Current Month: **Emergency: 2.0** **Urgent: 10.9**



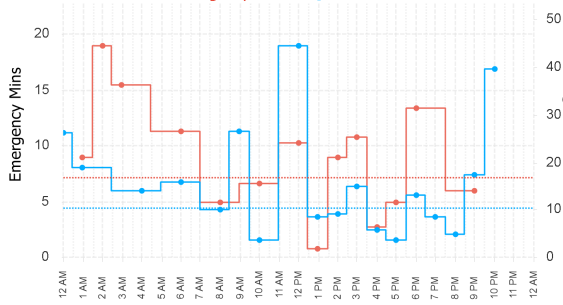
Median Turnout Time

Current Month: **Emergency: 1.9** **Urgent: 2.9**



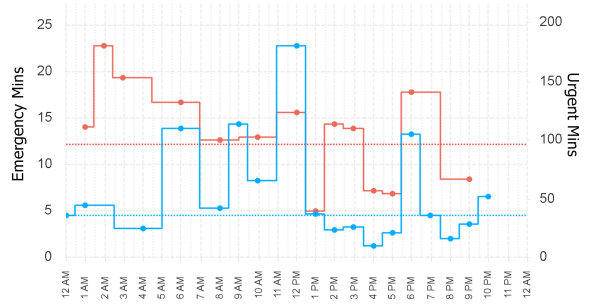
Median Travel Time

Current Month: **Emergency: 7.2** **Urgent: 10.5**

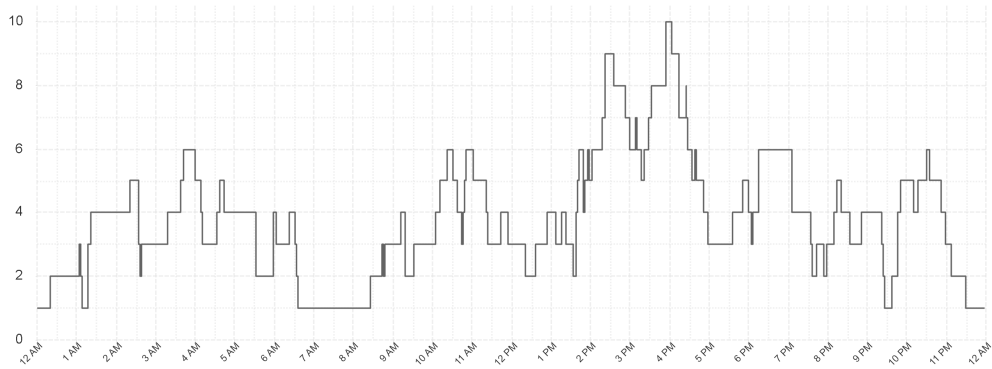


Median Response Time

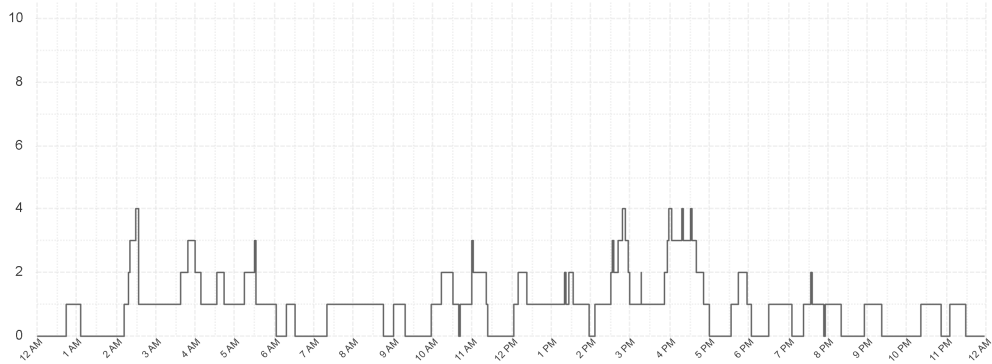
Current Month: **Emergency: 12.2** **Urgent: 35.7**



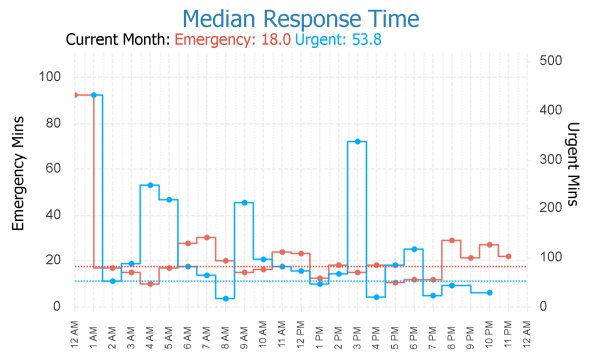
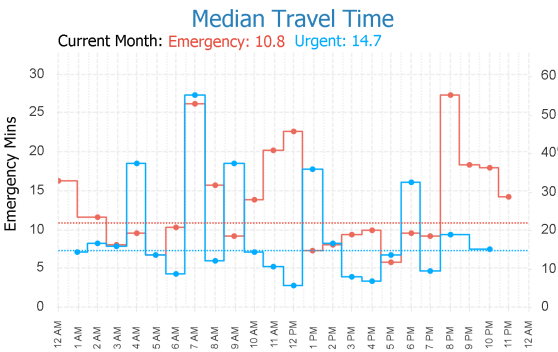
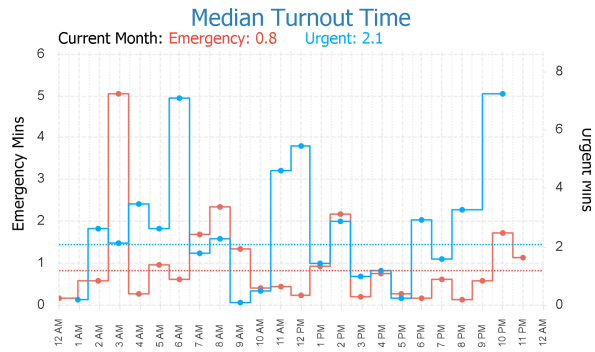
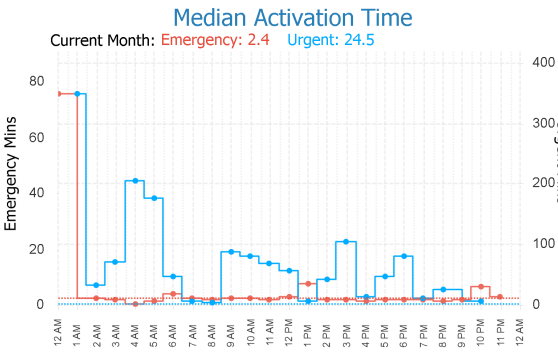
EMS Utilisation By Hour



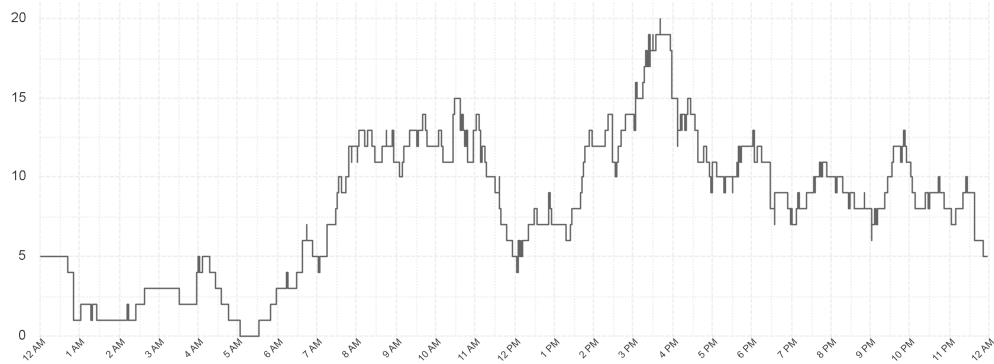
Ambulances at Hospital By Hour



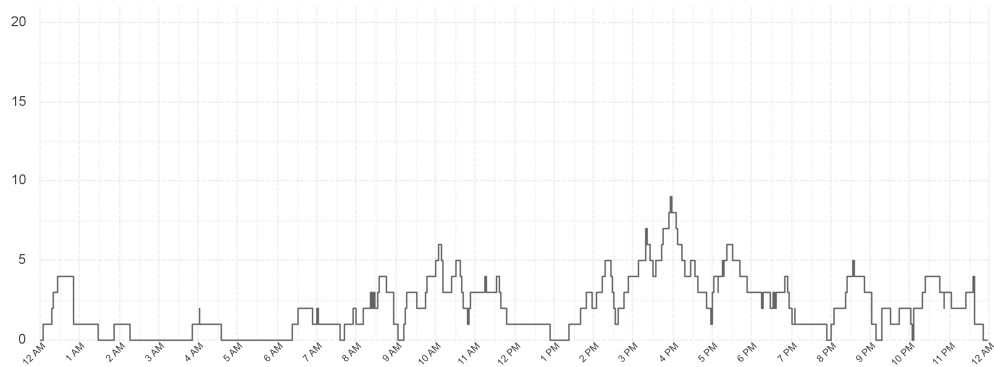
Southern Region



EMS Utilisation By Hour



Ambulances at Hospital By Hour



Outlier Activity

Activation Time Outliers

Incident Number	Call Time	Region	Initial Priority	Activation Time (mins)
000001-11072024	12:05 AM	South	I	76
000072-11072024	6:52 AM	South	I	14
000117-11072024	9:05 AM	South	I	5
000142-11072024	10:07 AM	South	I	6
000222-11072024	1:09 PM	North	I	5
000271-11072024	2:53 PM	North	I	6
000338-11072024	5:12 PM	North	I	6
000381-11072024	6:42 PM	North	I	6
000463-11072024	10:39 PM	South	I	7

Turnout Time Outliers

Incident Number	Call Time	Region	Initial Priority	Fleet Number	Turnout Time (mins)
000030-11072024	02:36 AM	North	I	739	6
000034-11072024	03:17 AM	N West	I	750	6
000040-11072024	03:56 AM	South	I	709	7
000040-11072024	03:56 AM	South	I	879	5
000061-11072024	06:01 AM	North	I	739	6
000116-11072024	09:04 AM	South	I	723	8
000143-11072024	10:10 AM	N West	I	545	6
000143-11072024	10:10 AM	N West	I	870	6
000381-11072024	06:42 PM	North	I	701	0
000381-11072024	06:42 PM	North	I	748	6
000407-11072024	07:46 PM	North	I	713	10

Glossary

EMS Emergency

An immediately life threatening incident. On-road resources must mobilise as soon as possible and respond using emergency warning devices.
Includes: EMS Incident Type. Priority 0 & 1.

EMS Urgent

An incident which should have a clinician on scene within 60 minutes. On-road resources must mobilise as soon as possible but respond without using emergency warning devices.
Includes: EMS Incident Type. Priority 2,3,4.

Other

Non Urgent EMS incidents. Patient Travel and Interfacility Coordination jobs. Search and Rescue jobs

Outliers

Emergency Incidents with Activation and Turnout times greater than 5 minutes.

From: PerformanceReporting@ambulance.tas.gov.au
 Sent: Saturday, 13 July 2024 5:59 AM
 Subject: Ambulance Tasmania Daily Activity Report

Ambulance Tasmania Daily Report: Fri 12 Jul



Current July MERT: 15.5

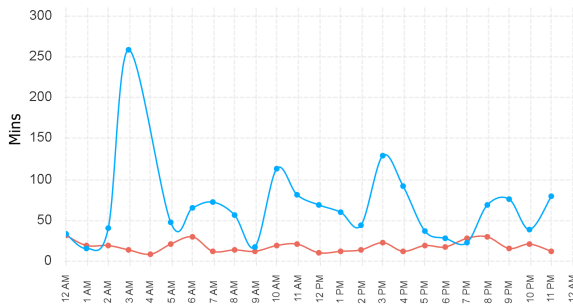
	Incidents			Total
	South	North	North West	
EMS Emergency	92	35	35	162
EMS Urgent	65	34	43	142
Other	17	19	11	47
Total	174	88	89	351

	Median Emergency Performance			Total
	South	North	North West	
Activation	3.1	1.8	2.5	2.6
Turnout	0.6	2.1	1.8	1.3
Travel	10.1	7.3	7.9	9.0
Response	18.3	11.8	16.8	16.9

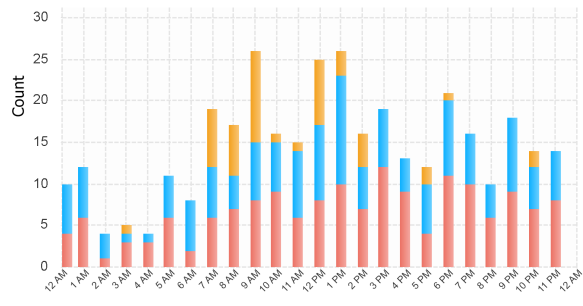
Legend

Emergency Urgent Other

Median Response Time By Hour

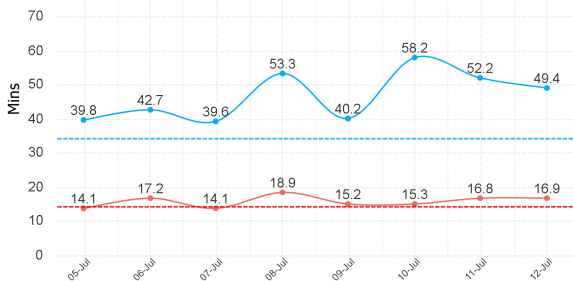


Incident Count by Hour

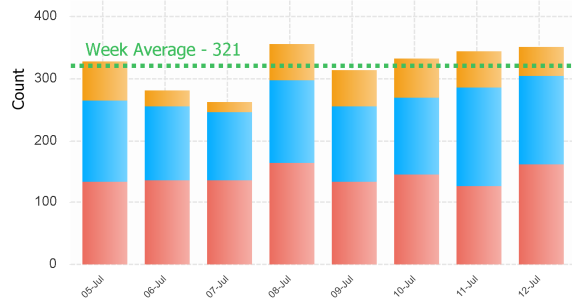


Previous Week Response Time

Weekly Median: Emergency: 14.4 Urgent: 34.6

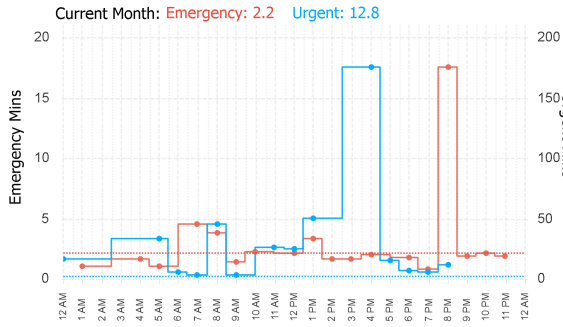


Previous Week Incident Count

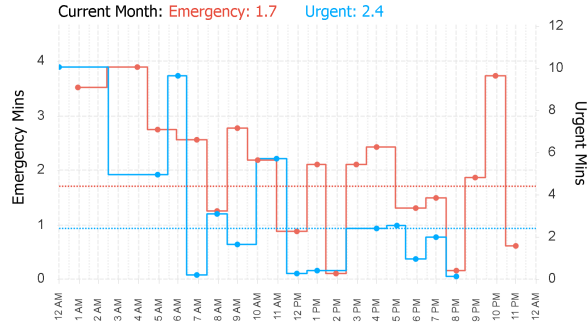


Northern Region

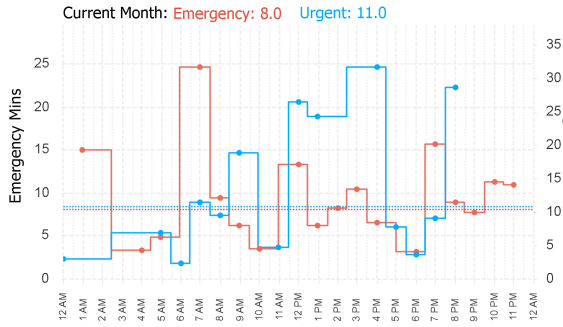
Median Activation Time



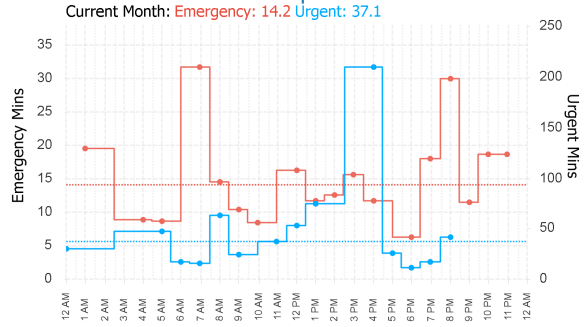
Median Turnout Time



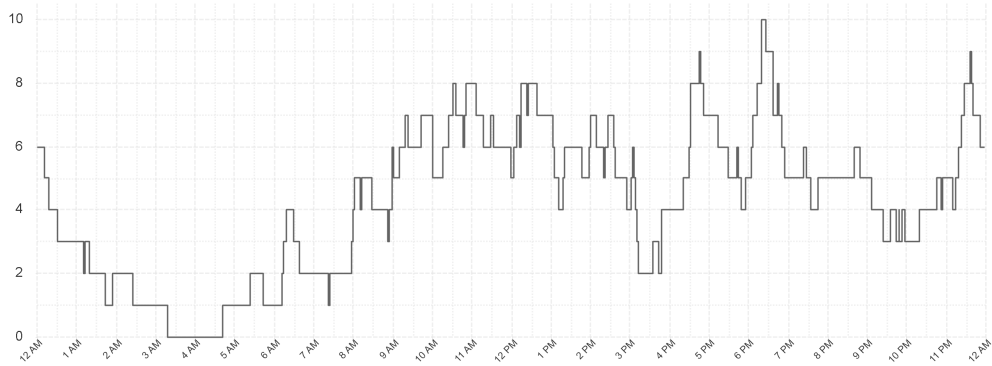
Median Travel Time



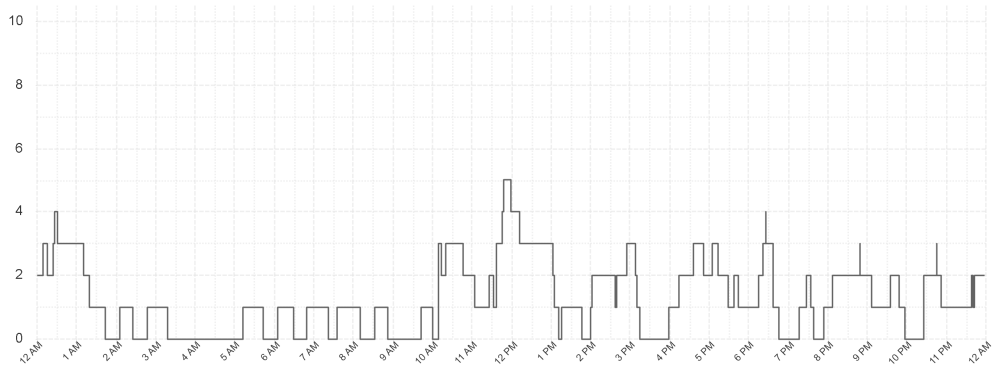
Median Response Time



EMS Utilisation By Hour

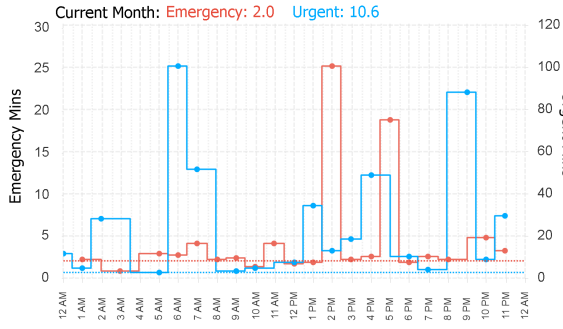


Ambulances at Hospital By Hour

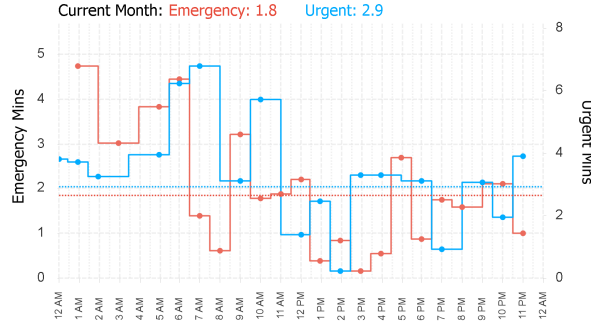


North Western Region

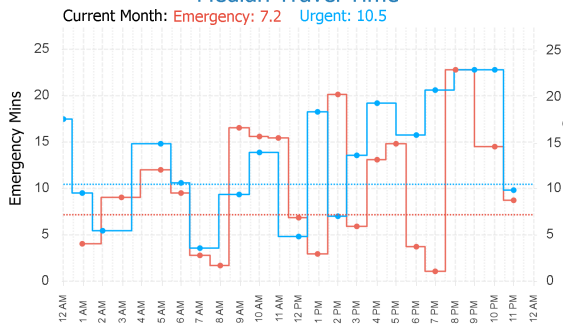
Median Activation Time



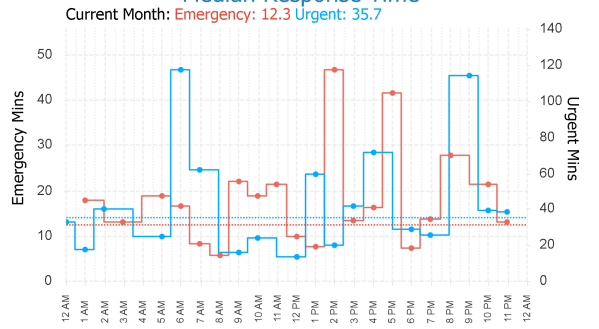
Median Turnout Time



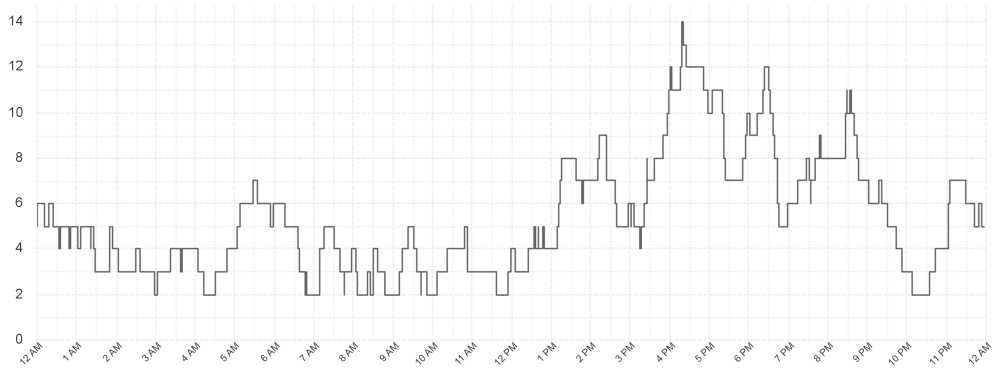
Median Travel Time



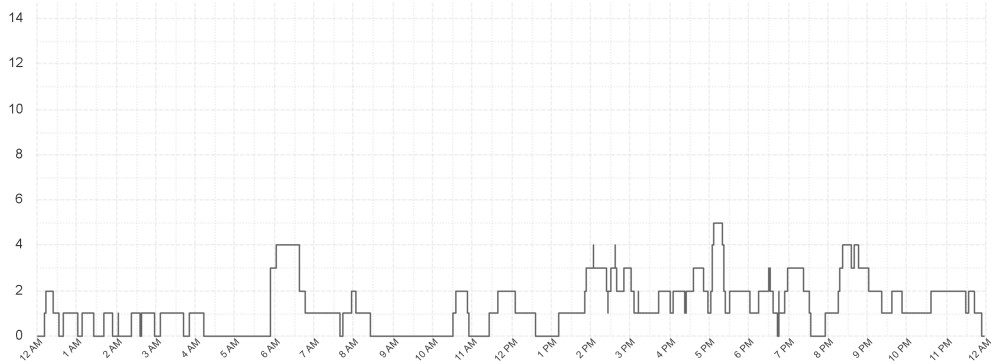
Median Response Time



EMS Utilisation By Hour



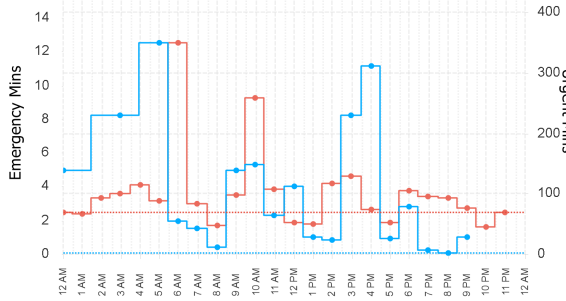
Ambulances at Hospital By Hour



Southern Region

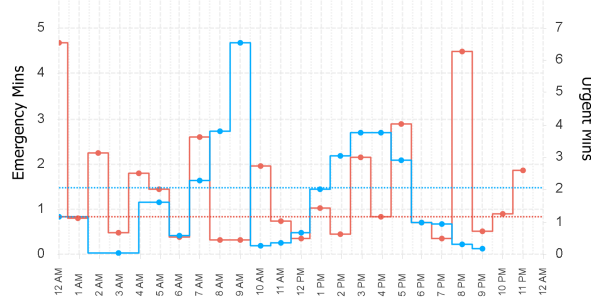
Median Activation Time

Current Month: Emergency: 2.5 Urgent: 26.5



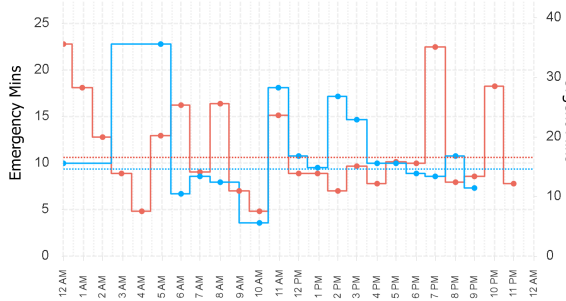
Median Turnout Time

Current Month: Emergency: 0.8 Urgent: 2.1



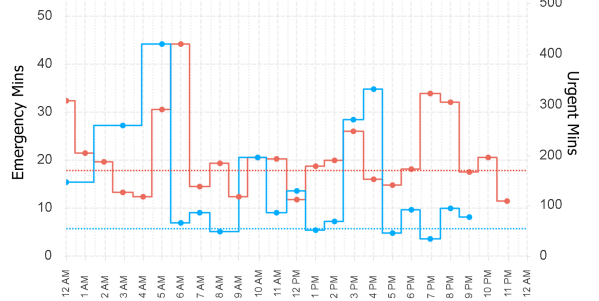
Median Travel Time

Current Month: Emergency: 10.7 Urgent: 14.7

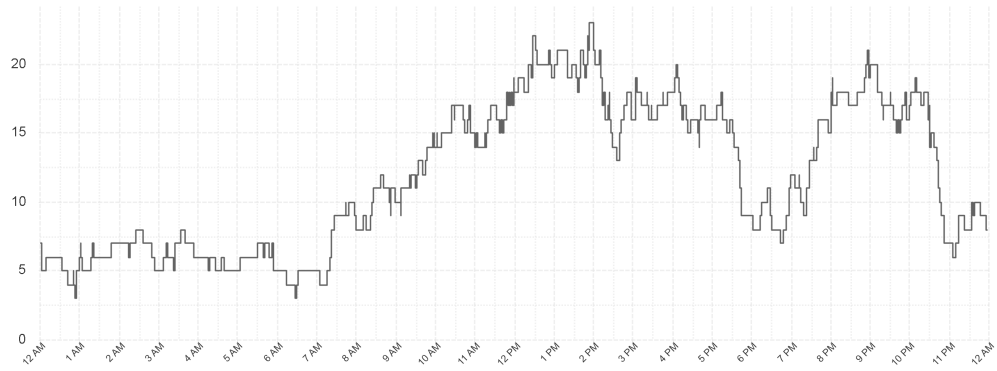


Median Response Time

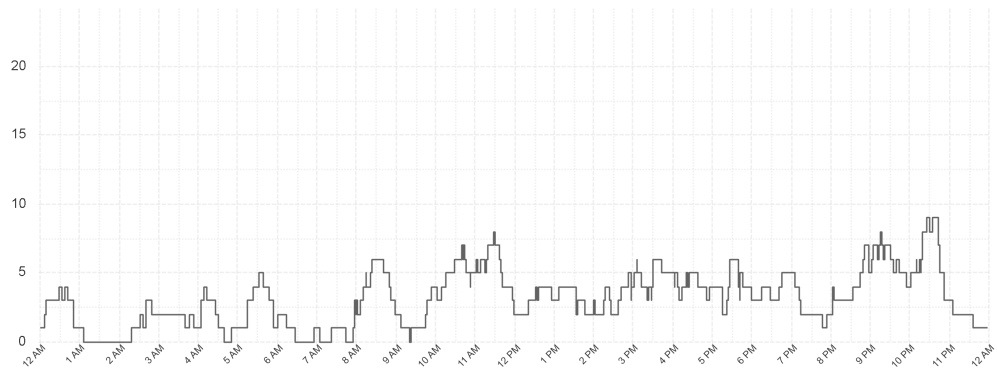
Current Month: Emergency: 18.0 Urgent: 56.1



EMS Utilisation By Hour



Ambulances at Hospital By Hour



Outlier Activity

Activation Time Outliers

Incident Number	Call Time	Region	Initial Priority	Activation Time (mins)
000003-12072024	12:04 AM	South	I	5
000046-12072024	4:31 AM	South	I	6
000058-12072024	5:46 AM	South	I	6
000068-12072024	6:21 AM	South	I	13
000097-12072024	7:54 AM	North	I	8
000131-12072024	9:15 AM	South	I	7
000165-12072024	10:22 AM	South	I	9
000166-12072024	10:23 AM	South	I	21
000170-12072024	10:37 AM	South	I	10
000186-12072024	11:20 AM	South	I	6
000300-12072024	2:57 PM	South	I	7
000329-12072024	3:59 PM	South	I	7
000343-12072024	4:35 PM	South	I	8
000375-12072024	6:17 PM	South	I	56
000381-12072024	6:25 PM	South	I	9
000437-12072024	8:55 PM	South	I	6

Turnout Time Outliers

Incident Number	Call Time	Region	Initial Priority	Fleet Number	Turnout Time (mins)
000003-12072024	12:04 AM	South	I	892	7
000056-12072024	05:39 AM	South	I	717	6
000176-12072024	10:49 AM	North	I	893	5
000307-12072024	03:18 PM	South	I	850	13
000463-12072024	10:03 PM	South	I	871	5
000463-12072024	10:03 PM	South	I	892	6
000490-12072024	11:14 PM	North	I	740	6

Glossary

EMS Emergency

An immediately life threatening incident. On-road resources must mobilise as soon as possible and respond using emergency warning devices. Includes: EMS Incident Type, Priority 0 & 1.

EMS Urgent

An incident which should have a clinician on scene within 60 minutes. On-road resources must mobilise as soon as possible but respond without using emergency warning devices.

Includes: EMS Incident Type. Priority 2,3,4.

Other

Non Urgent EMS incidents. Patient Travel and Interfacility Coordination jobs. Search and Rescue jobs

Outliers

Emergency Incidents with Activation and Turnout times greater than 5 minutes.

From: PerformanceReporting@ambulance.tas.gov.au
 Sent: Sunday, 14 July 2024 5:59 AM
 Subject: Ambulance Tasmania Daily Activity Report

Ambulance Tasmania Daily Report: Sat 13 Jul



Current July MERT: 15.5

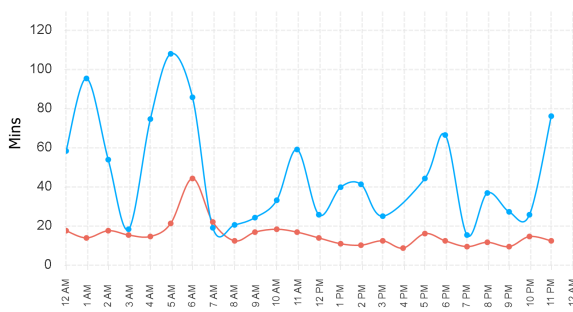
	Incidents			Total
	South	North	North West	
EMS Emergency	55	34	24	113
EMS Urgent	61	30	30	121
Other	9	11	8	28
Total	125	75	62	262

	Median Emergency Performance			
	South	North	North West	Total
Activation	2.5	2.4	1.7	2.3
Turnout	1.1	1.7	2.0	1.6
Travel	10.7	7.3	5.9	8.3
Response	16.7	15.1	10.1	14.7

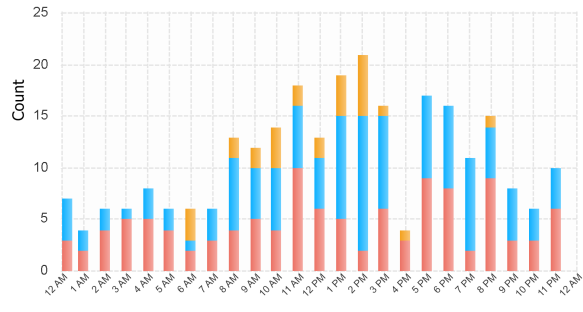
Legend

Emergency Urgent Other

Median Response Time By Hour

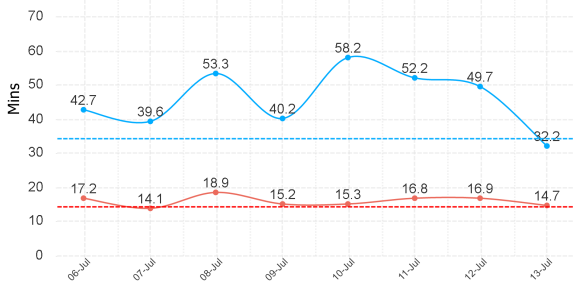


Incident Count by Hour

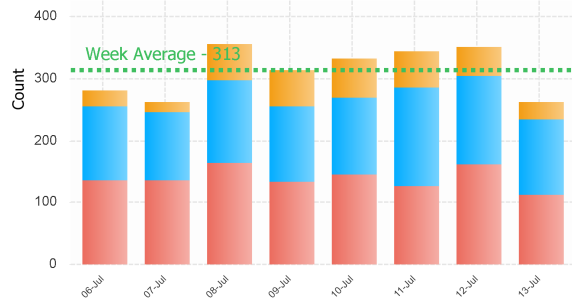


Previous Week Response Time

Weekly Median: Emergency: 14.4 Urgent: 34.6



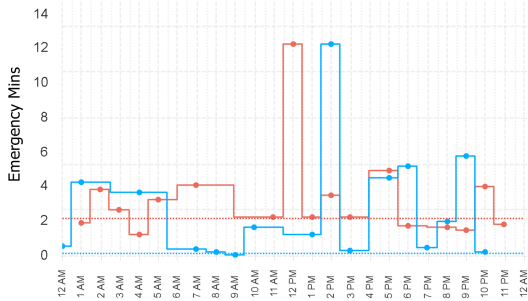
Previous Week Incident Count



Northern Region

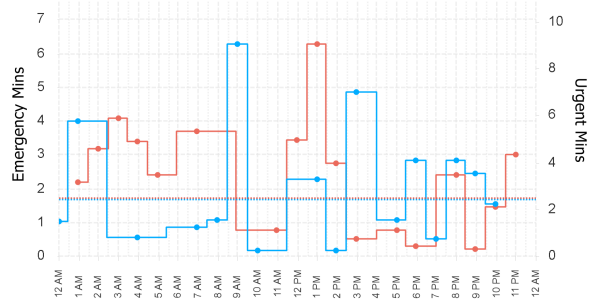
Median Activation Time

Current Month: **Emergency: 2.2** **Urgent: 13.0**



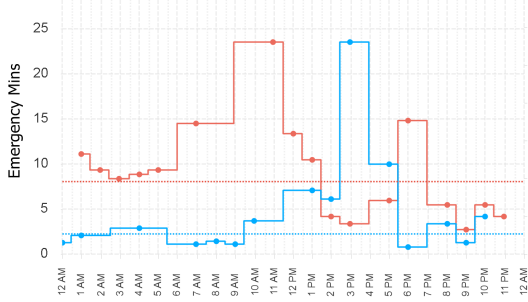
Median Turnout Time

Current Month: **Emergency: 1.7** **Urgent: 2.4**



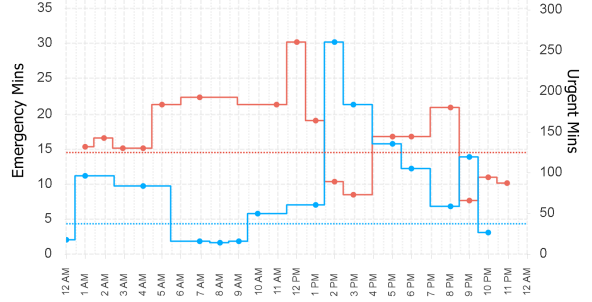
Median Travel Time

Current Month: **Emergency: 8.0** **Urgent: 10.8**

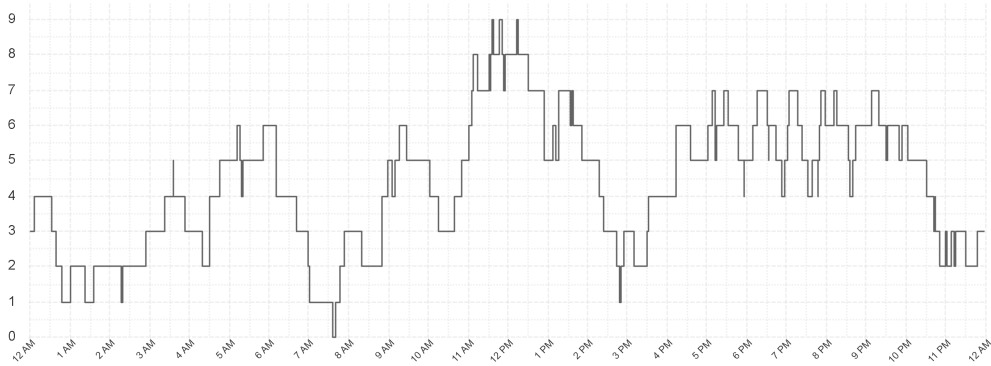


Median Response Time

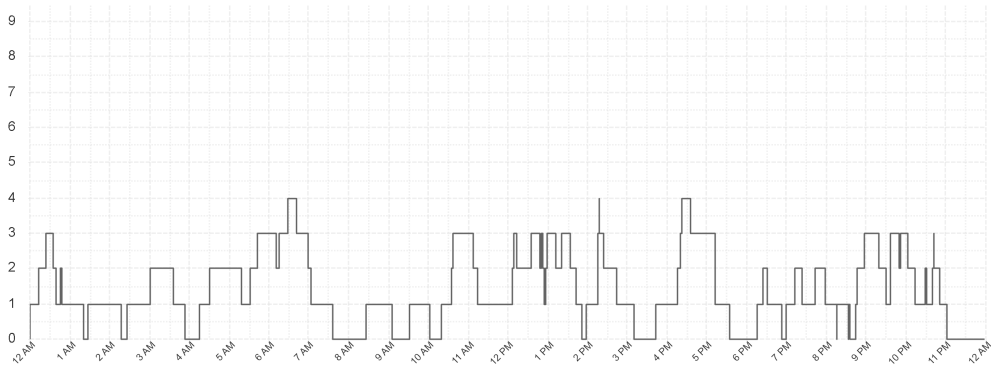
Current Month: **Emergency: 14.4** **Urgent: 37.3**



EMS Utilisation By Hour



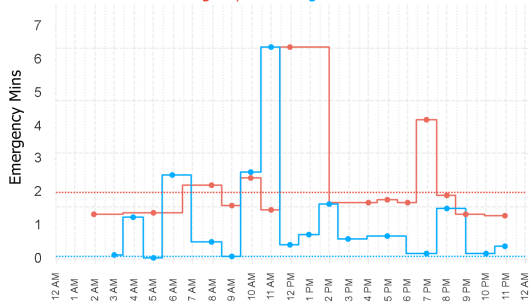
Ambulances at Hospital By Hour



North Western Region

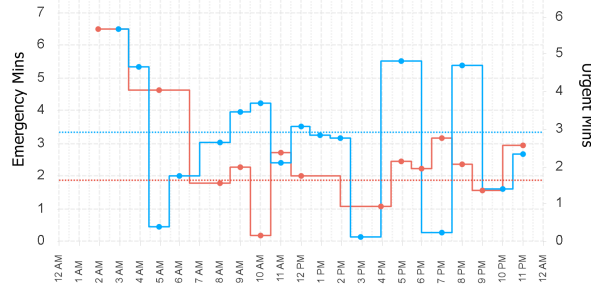
Median Activation Time

Current Month: **Emergency: 2.0** **Urgent: 10.8**



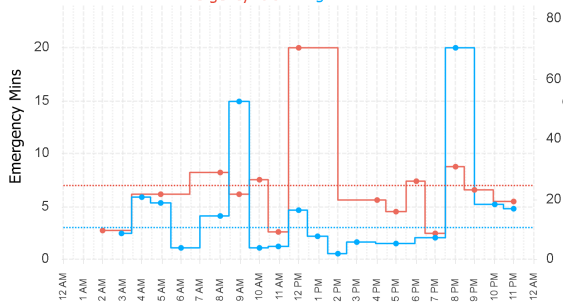
Median Turnout Time

Current Month: **Emergency: 1.9** **Urgent: 2.9**



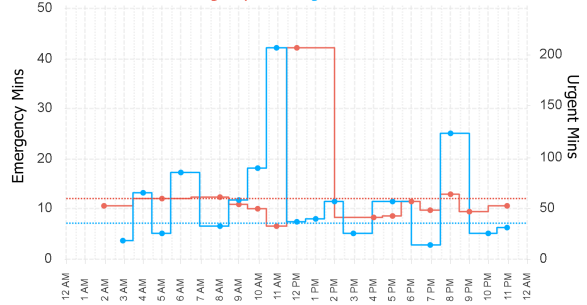
Median Travel Time

Current Month: **Emergency: 6.9** **Urgent: 10.5**

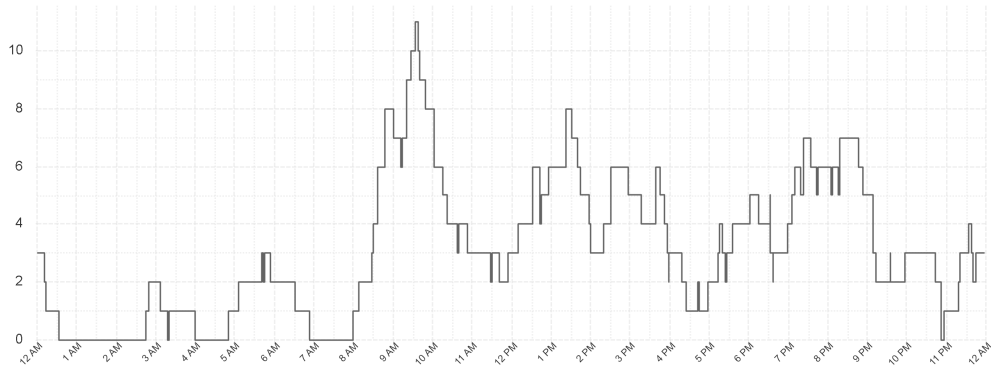


Median Response Time

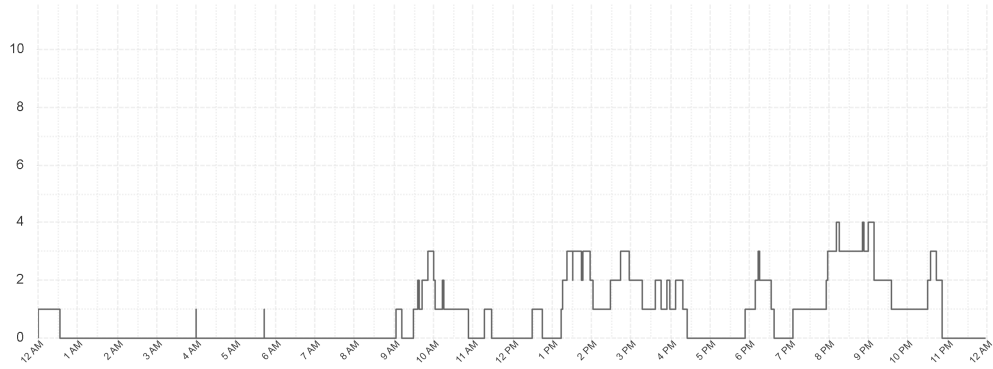
Current Month: **Emergency: 12.2** **Urgent: 35.7**



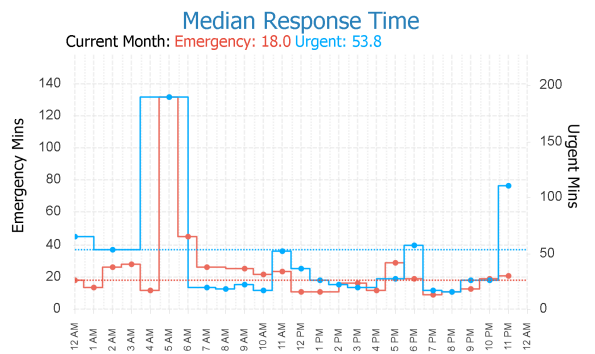
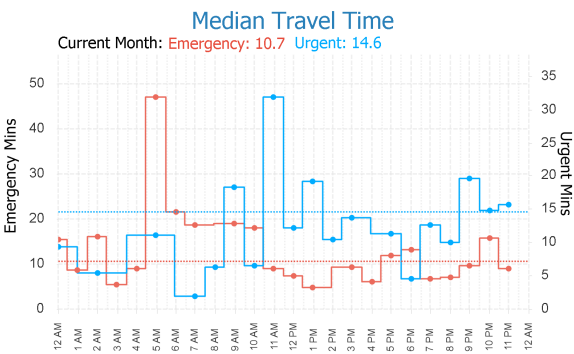
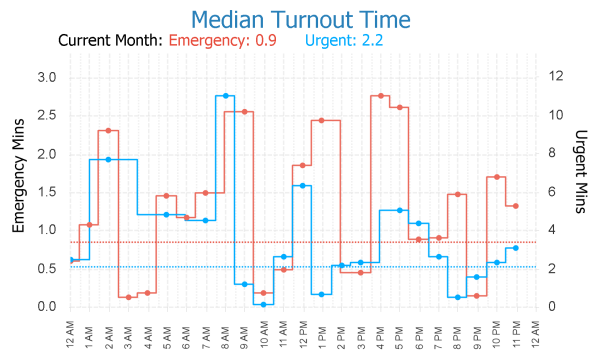
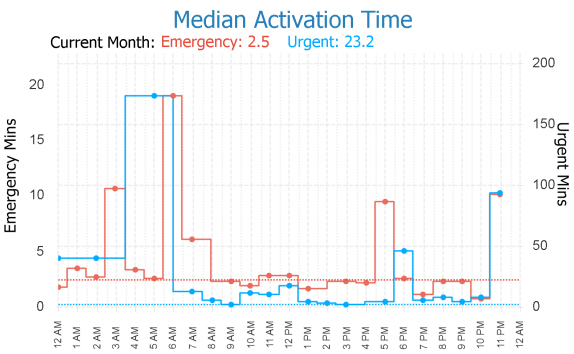
EMS Utilisation By Hour



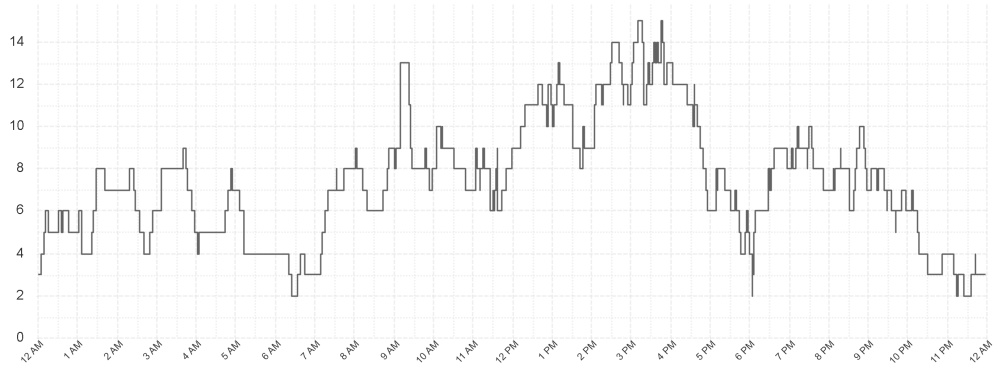
Ambulances at Hospital By Hour



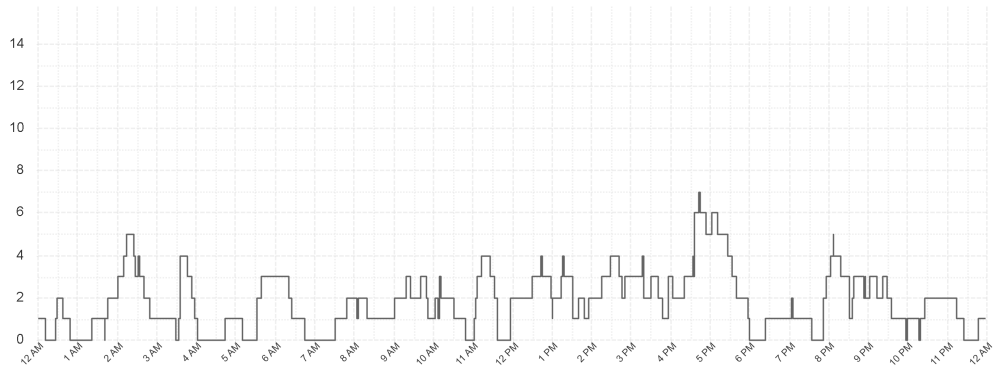
Southern Region



EMS Utilisation By Hour



Ambulances at Hospital By Hour



Outlier Activity

Activation Time Outliers

Incident Number	Call Time	Region	Initial Priority	Activation Time (mins)
000070-13072024	7:01 AM	South	I	9
000279-13072024	6:00 PM	South	I	9

Turnout Time Outliers

Incident Number	Call Time	Region	Initial Priority	Fleet Number	Turnout Time (mins)
000031-13072024	02:46 AM	N West	I	858	7
000031-13072024	02:46 AM	N West	I	863	7
000091-13072024	08:46 AM	N West	I	853	8
000177-13072024	01:07 PM	North	I	729	12

Glossary

EMS Emergency

An immediately life threatening incident. On-road resources must mobilise as soon as possible and respond using emergency warning devices. Includes: EMS Incident Type. Priority 0 & 1.

EMS Urgent

An incident which should have a clinician on scene within 60 minutes. On-road resources must mobilise as soon as possible but respond without using emergency warning devices. Includes: EMS Incident Type. Priority 2,3,4.

Other

Non Urgent EMS incidents. Patient Travel and Interfacility Coordination jobs. Search and Rescue jobs

Outliers

Emergency Incidents with Activation and Turnout times greater than 5 minutes.

From: PerformanceReporting@ambulance.tas.gov.au
 Sent: Monday, 15 July 2024 5:59 AM
 Subject: Ambulance Tasmania Daily Activity Report

Ambulance Tasmania Daily Report: Sun 14 Jul



Current July MERT: 15.5

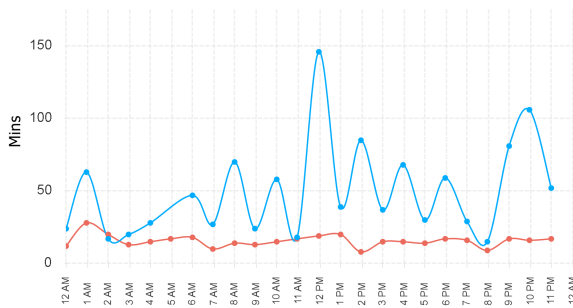
	Incidents			Total
	South	North	North West	
EMS Emergency	68	28	28	124
EMS Urgent	66	22	33	121
Other	8	7	11	26
Total	142	57	72	271

	Median Emergency Performance			
	South	North	North West	Total
Activation	2.3	2.0	1.9	2.1
Turnout	1.5	1.7	2.1	1.6
Travel	10.1	7.7	7.9	8.9
Response	15.9	13.2	16.4	15.3

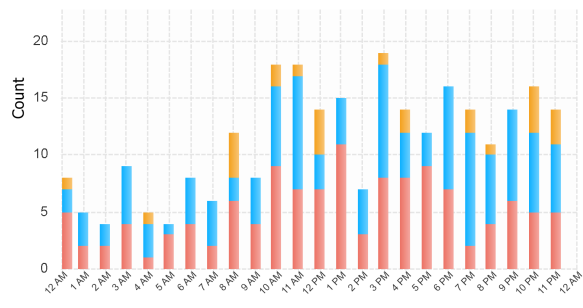
Legend

Emergency Urgent Other

Median Response Time By Hour

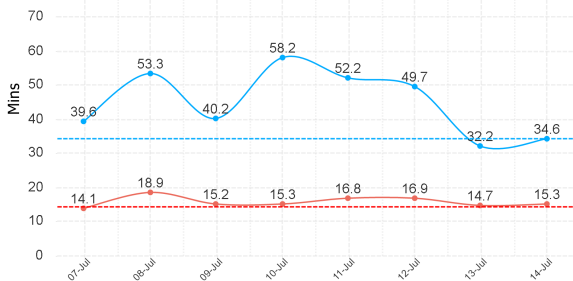


Incident Count by Hour

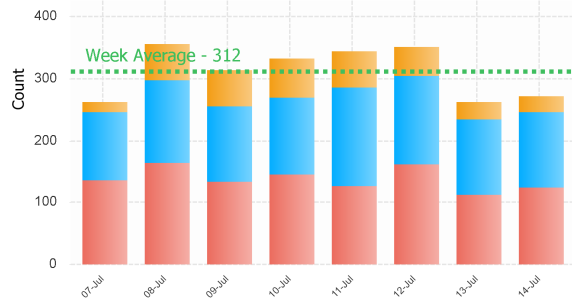


Previous Week Response Time

Weekly Median: Emergency: 14.4 Urgent: 34.6



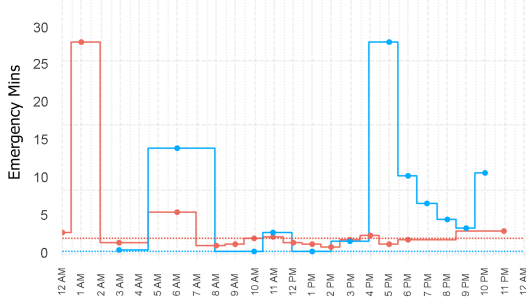
Previous Week Incident Count



Northern Region

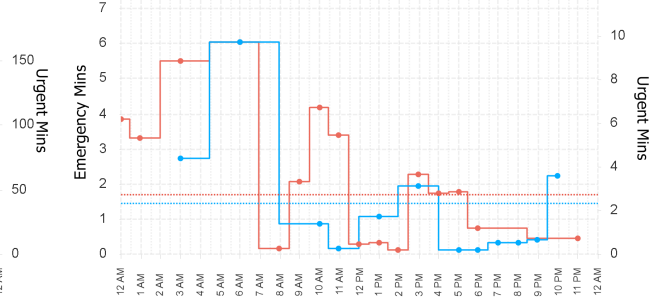
Median Activation Time

Current Month: **Emergency: 2.2** **Urgent: 13.2**



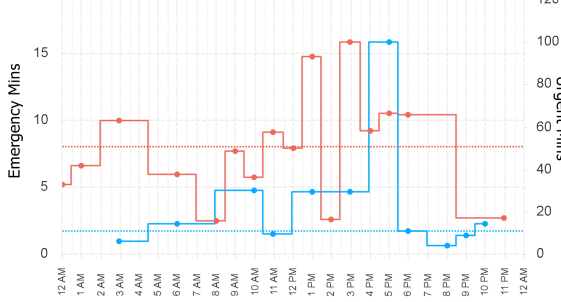
Median Turnout Time

Current Month: **Emergency: 1.7** **Urgent: 2.4**



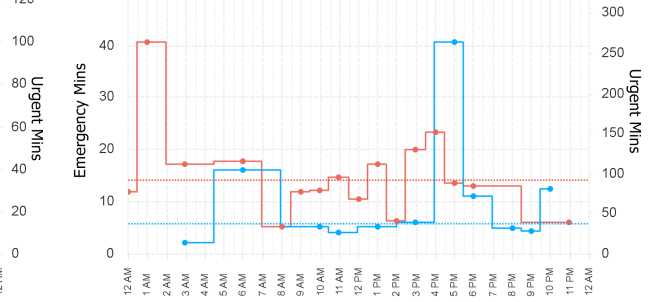
Median Travel Time

Current Month: **Emergency: 8.0** **Urgent: 11.0**

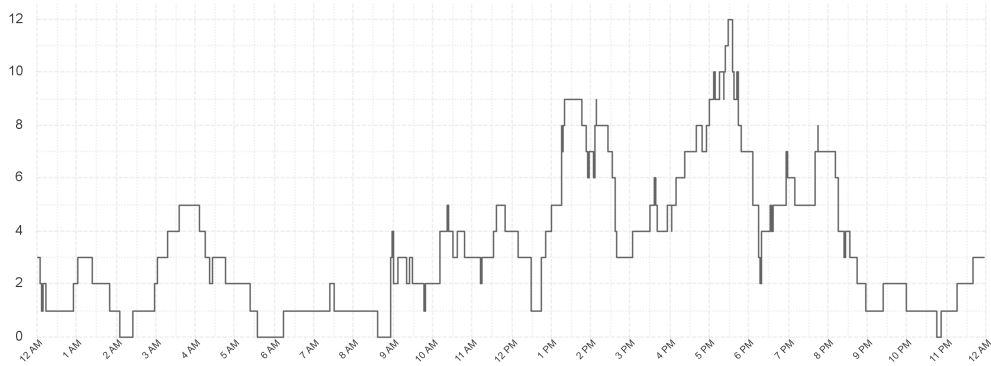


Median Response Time

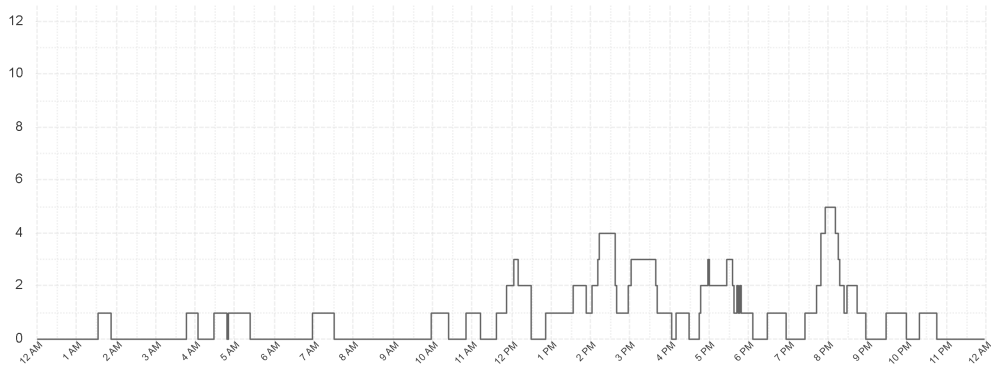
Current Month: **Emergency: 14.2** **Urgent: 37.3**



EMS Utilisation By Hour



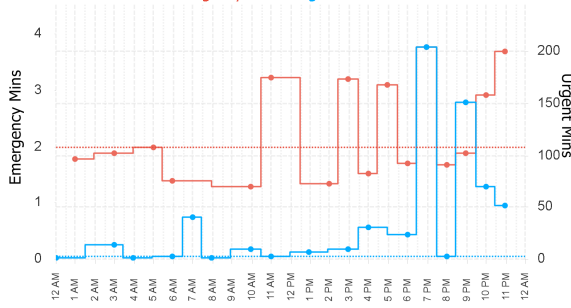
Ambulances at Hospital By Hour



North Western Region

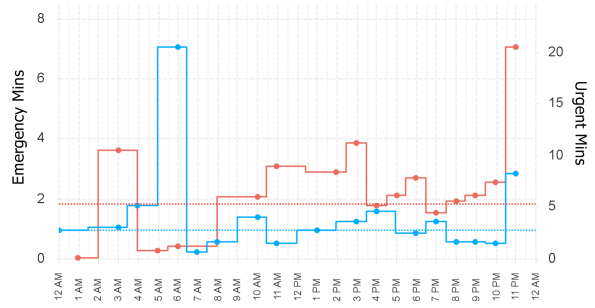
Median Activation Time

Current Month: Emergency: 2.0 Urgent: 10.7



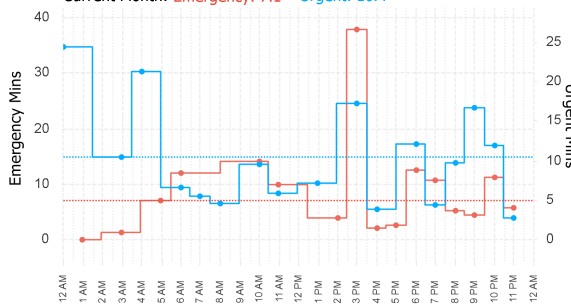
Median Turnout Time

Current Month: Emergency: 1.9 Urgent: 2.9



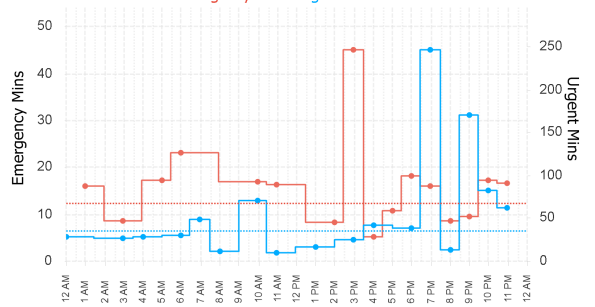
Median Travel Time

Current Month: Emergency: 7.1 Urgent: 10.4

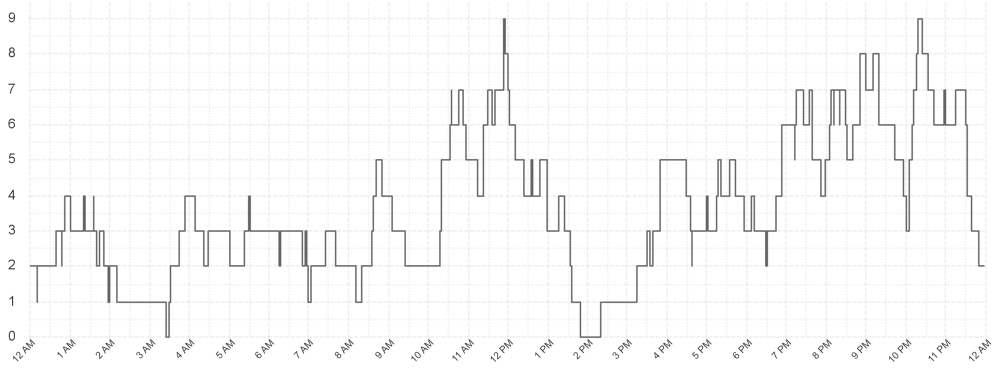


Median Response Time

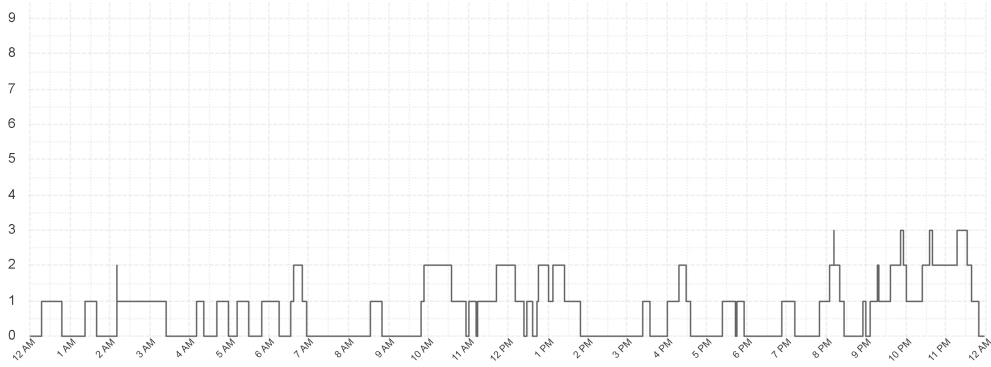
Current Month: Emergency: 12.2 Urgent: 35.4



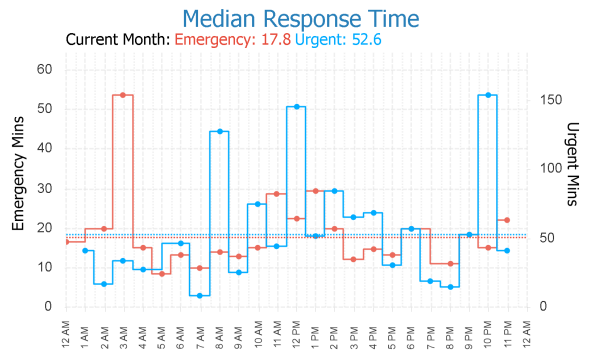
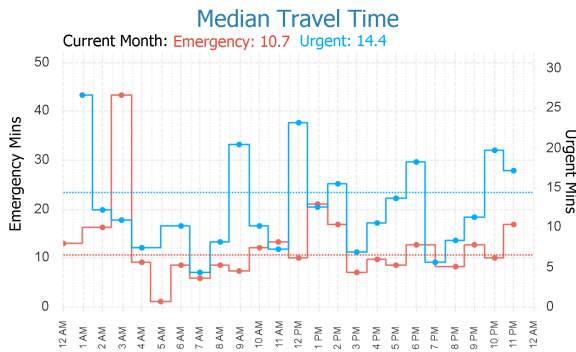
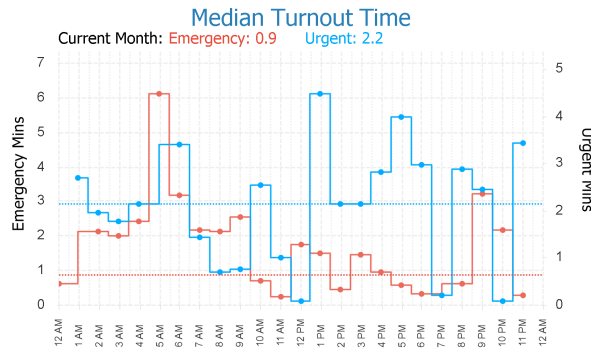
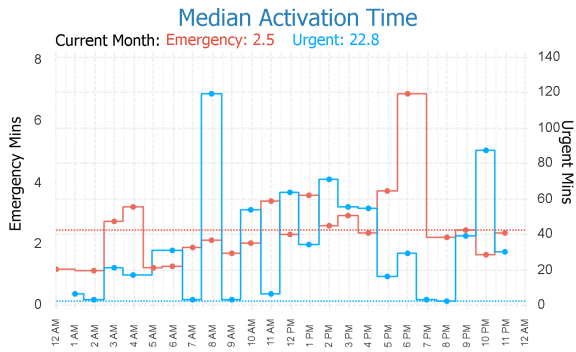
EMS Utilisation By Hour



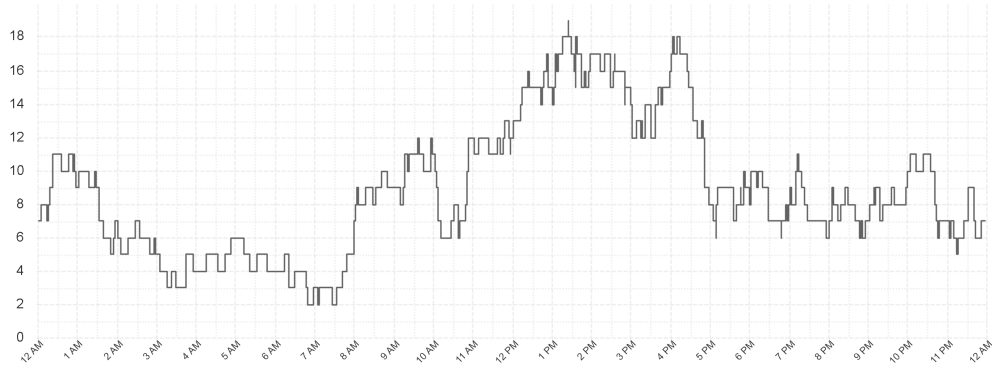
Ambulances at Hospital By Hour



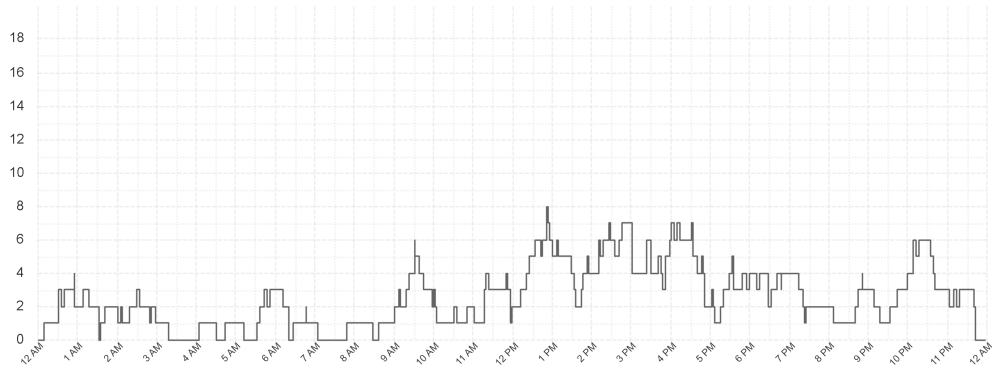
Southern Region



EMS Utilisation By Hour



Ambulances at Hospital By Hour



Outlier Activity

Activation Time Outliers

Incident Number	Call Time	Region	Initial Priority	Activation Time (mins)
000059-14072024	6:10 AM	North	I	6
000155-14072024	12:31 PM	South	I	16
000241-14072024	4:26 PM	North	I	5
000261-14072024	5:45 PM	South	I	5
000275-14072024	6:41 PM	N West	I	13

Turnout Time Outliers

Incident Number	Call Time	Region	Initial Priority	Fleet Number	Turnout Time (mins)
000038-14072024	03:02 AM	North	I	893	6
000055-14072024	05:33 AM	South	I	851	6
000059-14072024	06:10 AM	North	I	739	6
000143-14072024	11:54 AM	N West	I	858	18
000143-14072024	11:54 AM	N West	I	863	5
000332-14072024	09:10 PM	South	I	851	6
000345-14072024	10:06 PM	N West	I	756	6
000376-14072024	11:35 PM	N West	I	891	7

Glossary

EMS Emergency

An immediately life threatening incident. On-road resources must mobilise as soon as possible and respond using emergency warning devices.
Includes: EMS Incident Type. Priority 0 & 1.

EMS Urgent

An incident which should have a clinician on scene within 60 minutes. On-road resources must mobilise as soon as possible but respond without using emergency warning devices.
Includes: EMS Incident Type. Priority 2,3,4.

Other

Non Urgent EMS incidents. Patient Travel and Interfacility Coordination jobs. Search and Rescue jobs

Outliers

Emergency Incidents with Activation and Turnout times greater than 5 minutes.

From: PerformanceReporting@ambulance.tas.gov.au
Sent: Friday, 26 July 2024 5:59 AM
Subject: Ambulance Tasmania Daily Activity Report

Ambulance Tasmania Daily Report: Thur 25 Jul



Current July MERT: 15.6

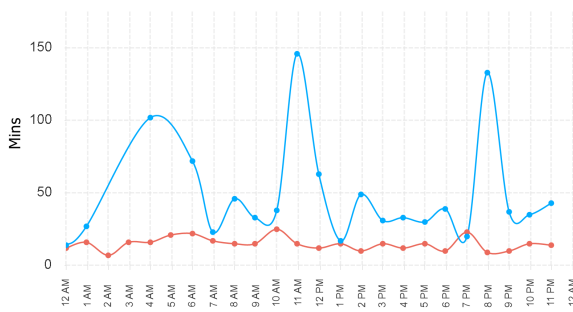
	Incidents			Total
	South	North	North West	
EMS Emergency	56	25	38	119
EMS Urgent	65	28	29	122
Other	23	15	14	52
Total	144	68	81	293

	Median Emergency Performance			Total
	South	North	North West	
Activation	1.9	1.9	2.1	2.0
Turnout	0.7	1.8	1.4	1.4
Travel	11.1	7.2	7.0	8.7
Response	15.4	15.2	13.0	14.5

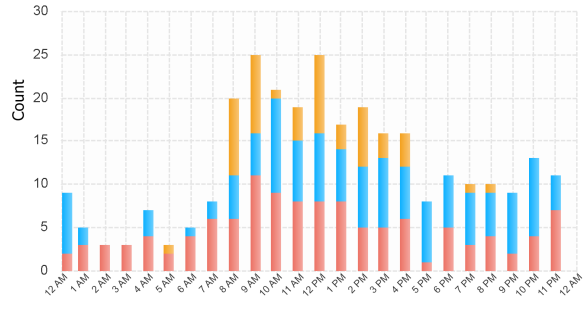
Legend

■ Emergency
 ■ Urgent
 ■ Other

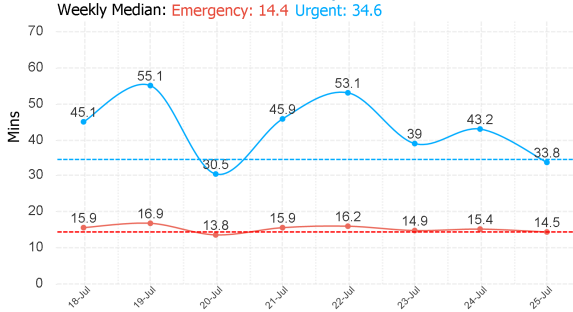
Median Response Time By Hour



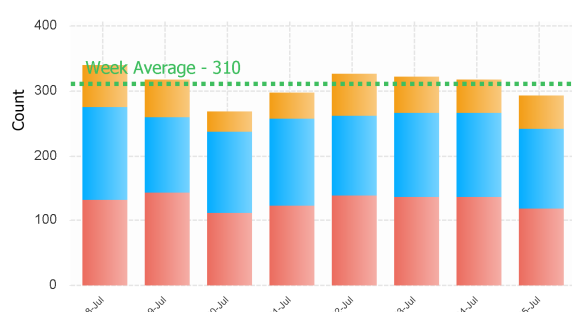
Incident Count by Hour



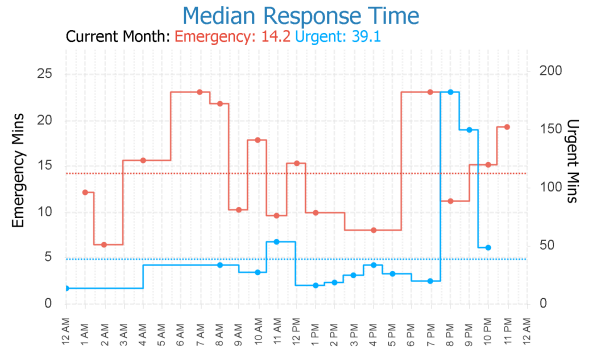
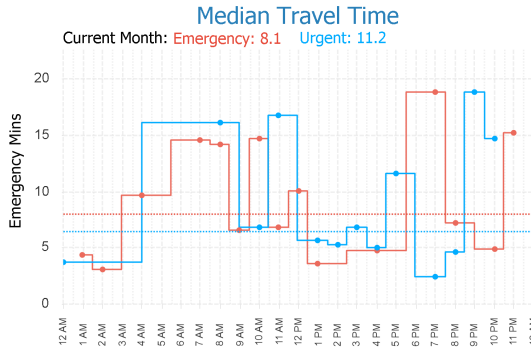
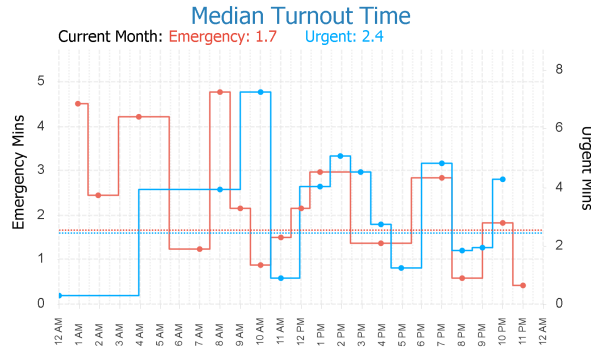
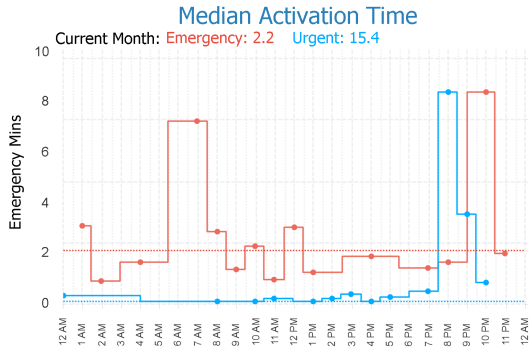
Previous Week Response Time



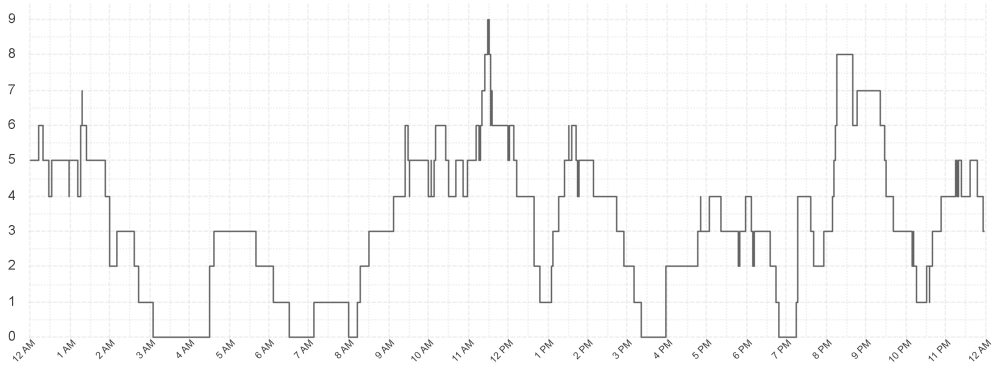
Previous Week Incident Count



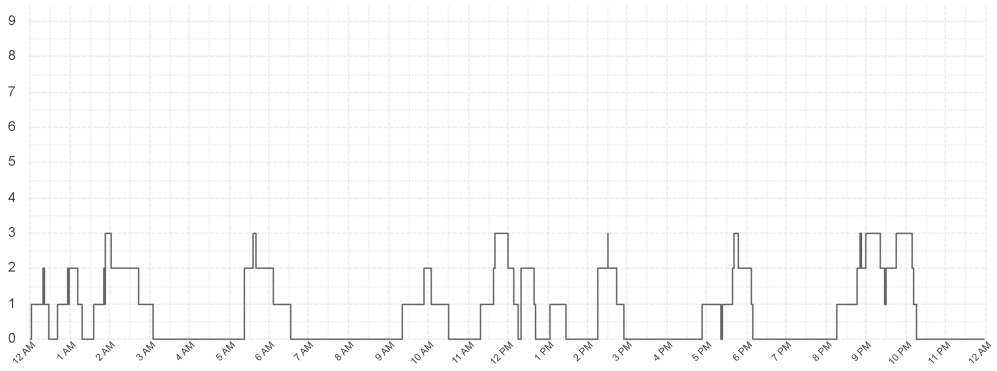
Northern Region



EMS Utilisation By Hour

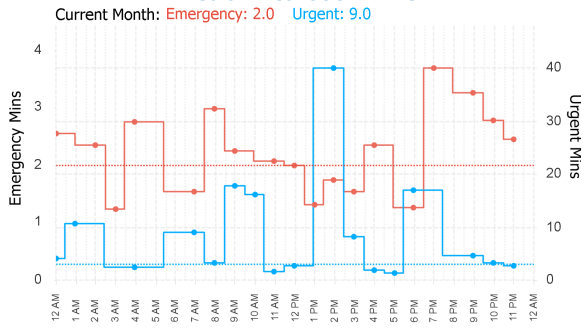


Ambulances at Hospital By Hour

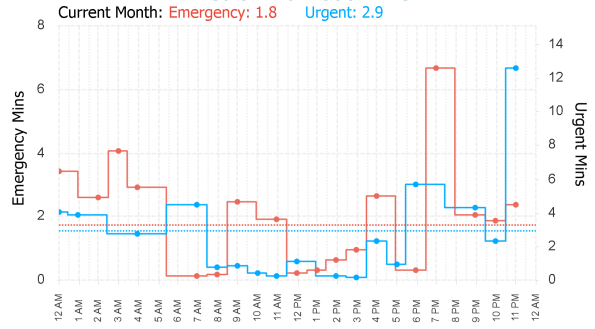


North Western Region

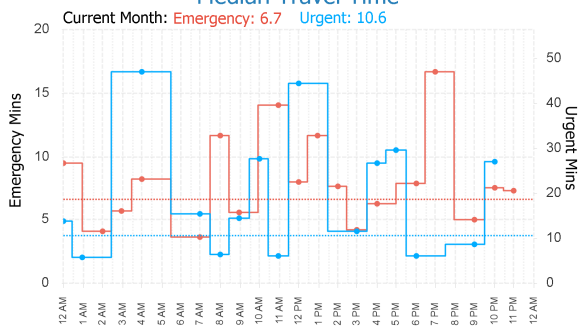
Median Activation Time



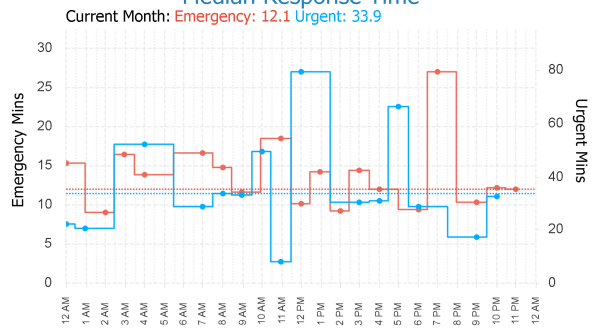
Median Turnout Time



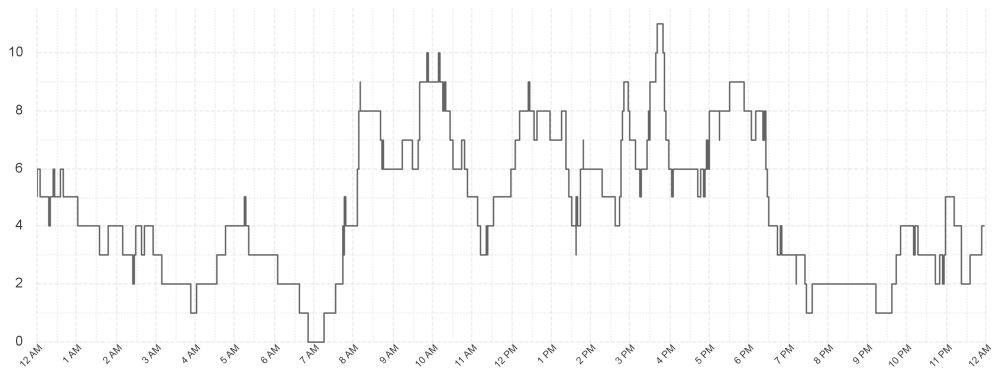
Median Travel Time



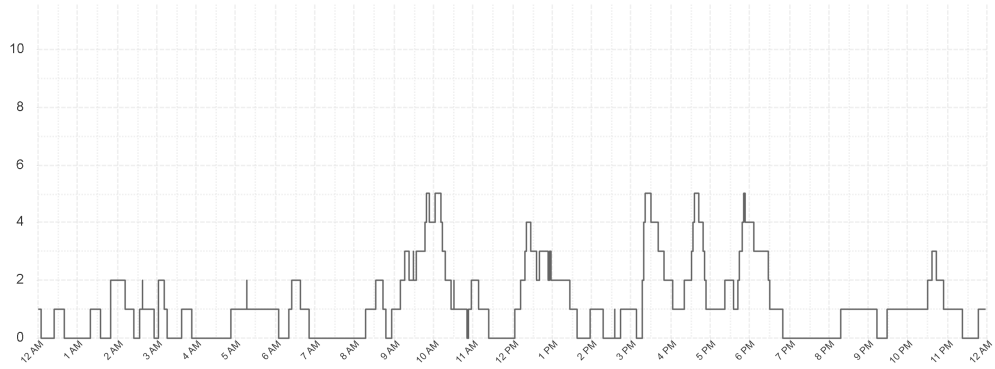
Median Response Time



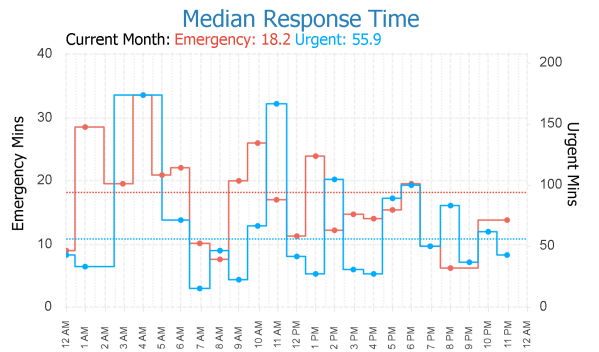
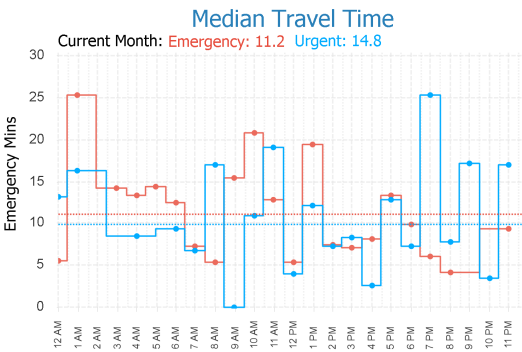
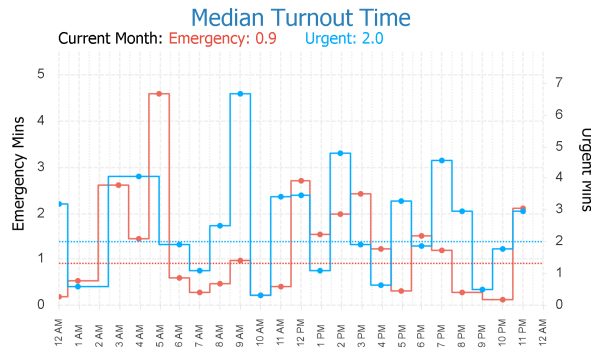
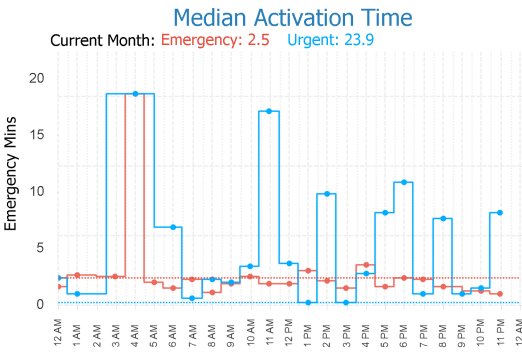
EMS Utilisation By Hour



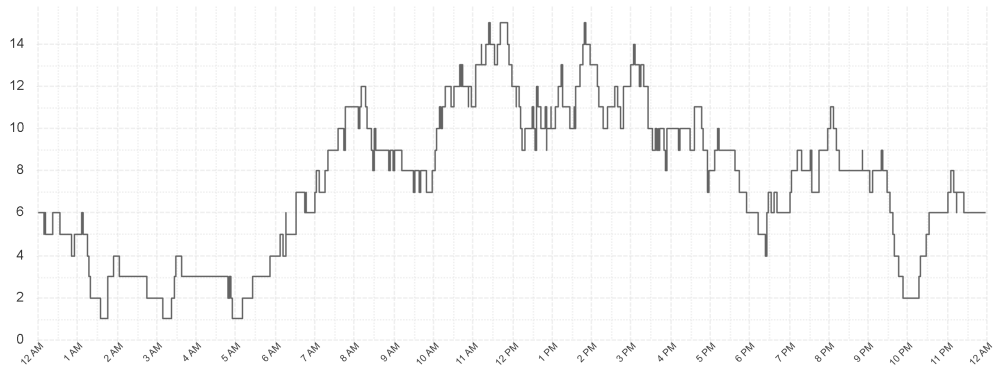
Ambulances at Hospital By Hour



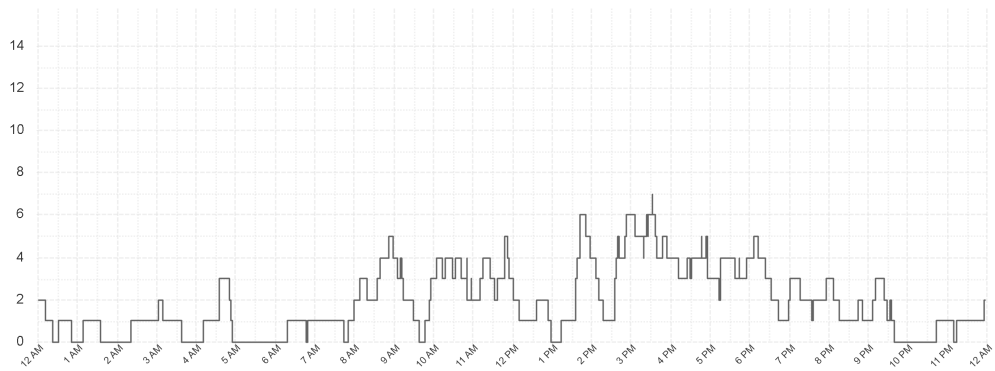
Southern Region



EMS Utilisation By Hour



Ambulances at Hospital By Hour



Outlier Activity

Activation Time Outliers

Incident Number	Call Time	Region	Initial Priority	Activation Time (mins)
000029-25072024	4:33 AM	South	I	19
000041-25072024	6:20 AM	South	I	14
000125-25072024	10:29 AM	South	I	14
000132-25072024	10:50 AM	South	I	14
000164-25072024	12:01 PM	South	I	7
000236-25072024	3:13 PM	N West	I	6

Turnout Time Outliers

Incident Number	Call Time	Region	Initial Priority	Fleet Number	Turnout Time (mins)
000014-25072024	01:16 AM	North	I	708	7
000030-25072024	04:38 AM	North	I	708	6
000036-25072024	05:25 AM	South	I	892	6
000084-25072024	09:13 AM	N West	I	711	6
000164-25072024	12:01 PM	South	I	717	7

Glossary

EMS Emergency

An immediately life threatening incident. On-road resources must mobilise as soon as possible and respond using emergency warning devices.
Includes: EMS Incident Type. Priority 0 & 1.

EMS Urgent

An incident which should have a clinician on scene within 60 minutes. On-road resources must mobilise as soon as possible but respond without using emergency warning devices.
Includes: EMS Incident Type. Priority 2,3,4.

Other

Non Urgent EMS incidents. Patient Travel and Interfacility Coordination jobs. Search and Rescue jobs

Outliers

Emergency Incidents with Activation and Turnout times greater than 5 minutes.

From: PerformanceReporting@ambulance.tas.gov.au
 Sent: Saturday, 27 July 2024 5:59 AM
 Subject: Ambulance Tasmania Daily Activity Report

Ambulance Tasmania Daily Report: Fri 26 Jul



Current July MERT: 15.5

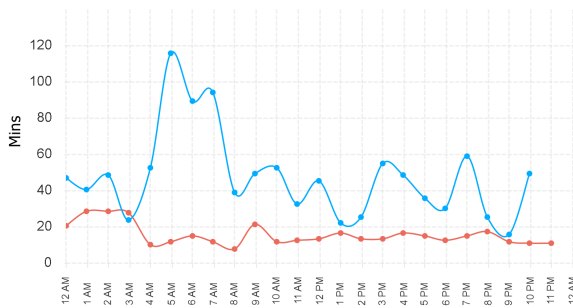
	Incidents			Total
	South	North	North West	
EMS Emergency	74	34	23	131
EMS Urgent	66	40	24	130
Other	22	18	7	47
Total	162	92	54	308

	Median Emergency Performance			
	South	North	North West	Total
Activation	2.4	2.5	1.8	2.3
Turnout	0.8	1.1	2.2	1.2
Travel	9.5	7.4	8.8	8.9
Response	15.1	12.6	15.6	14.5

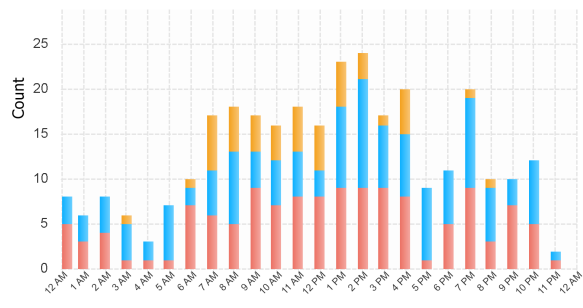
Legend

Emergency Urgent Other

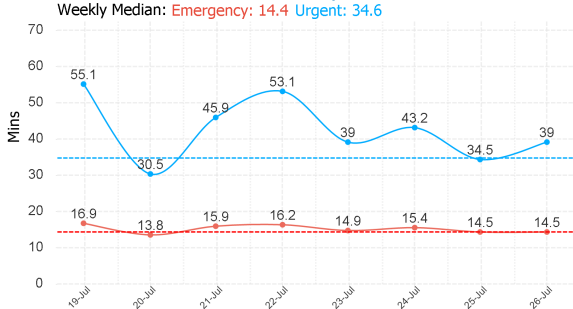
Median Response Time By Hour



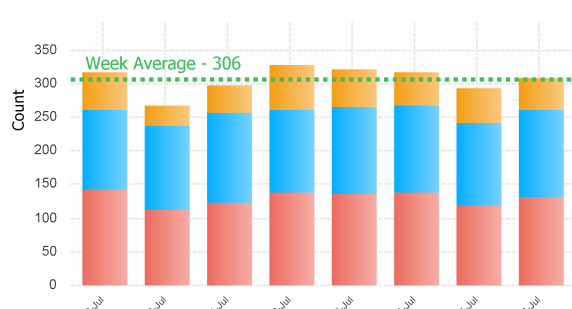
Incident Count by Hour



Previous Week Response Time

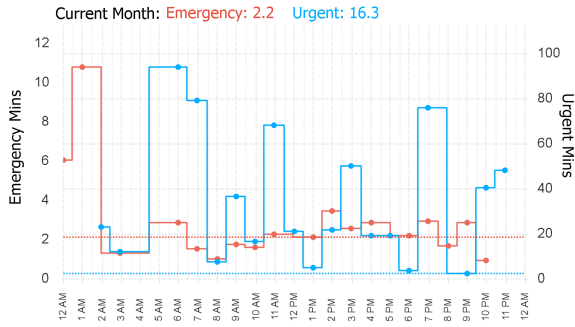


Previous Week Incident Count

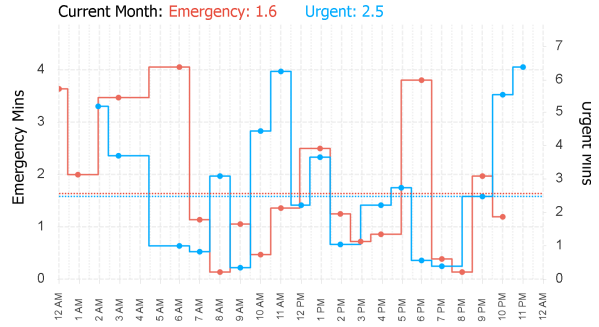


Northern Region

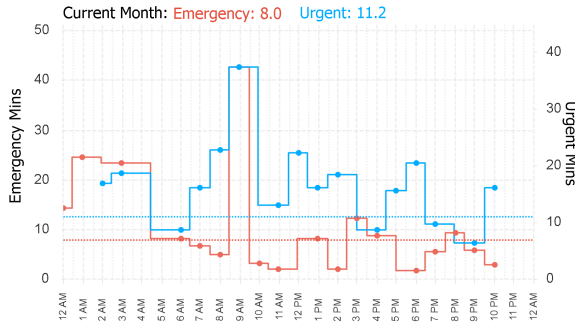
Median Activation Time



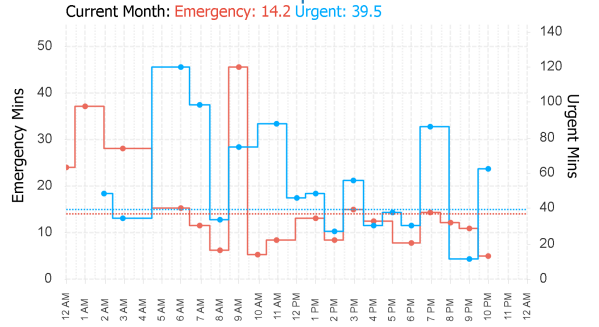
Median Turnout Time



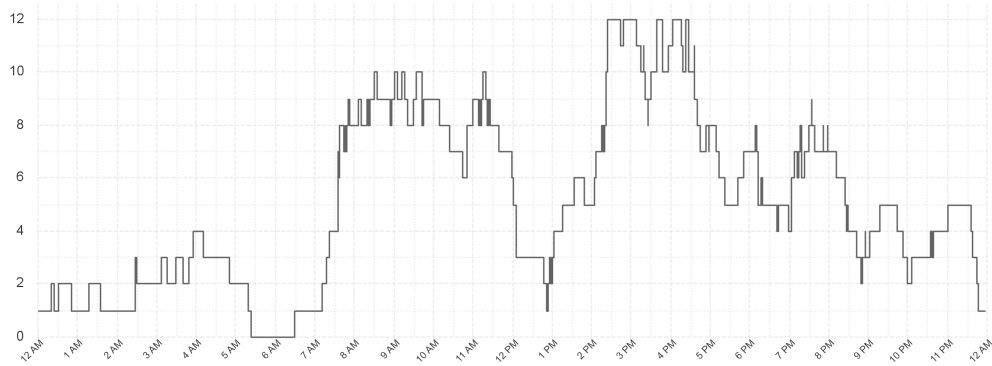
Median Travel Time



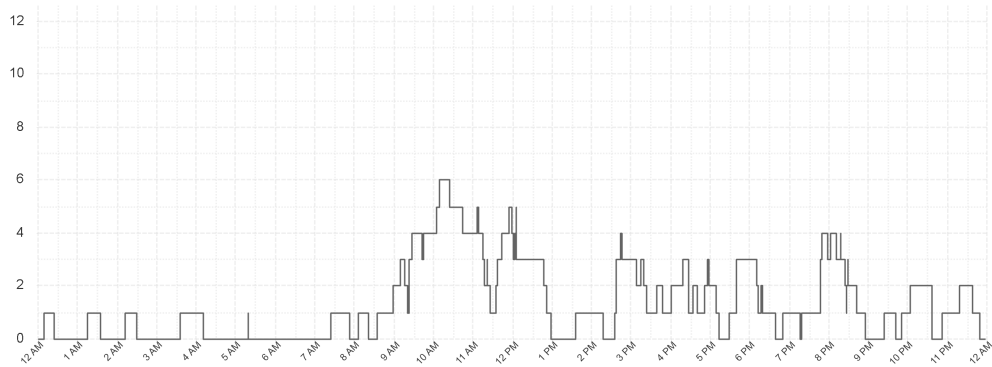
Median Response Time



EMS Utilisation By Hour



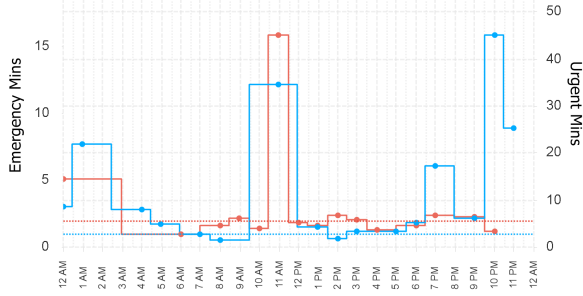
Ambulances at Hospital By Hour



North Western Region

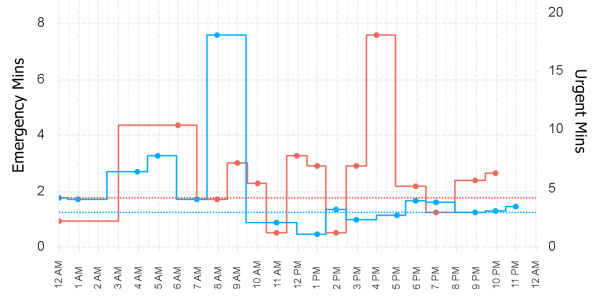
Median Activation Time

Current Month: **Emergency: 2.0** **Urgent: 8.9**



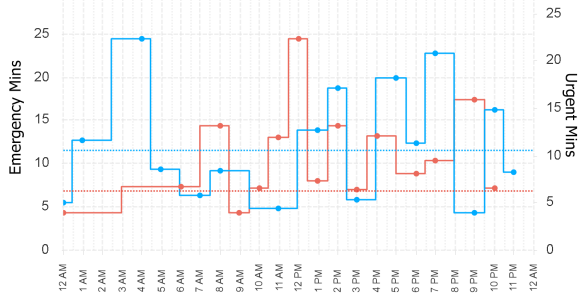
Median Turnout Time

Current Month: **Emergency: 1.8** **Urgent: 2.9**



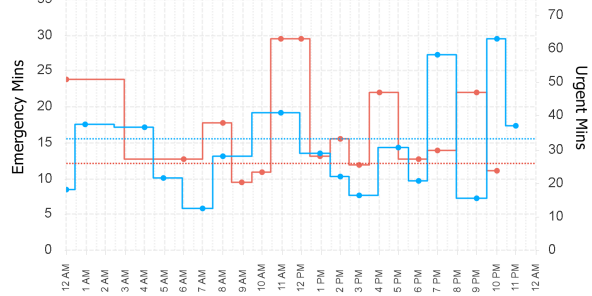
Median Travel Time

Current Month: **Emergency: 6.8** **Urgent: 10.6**

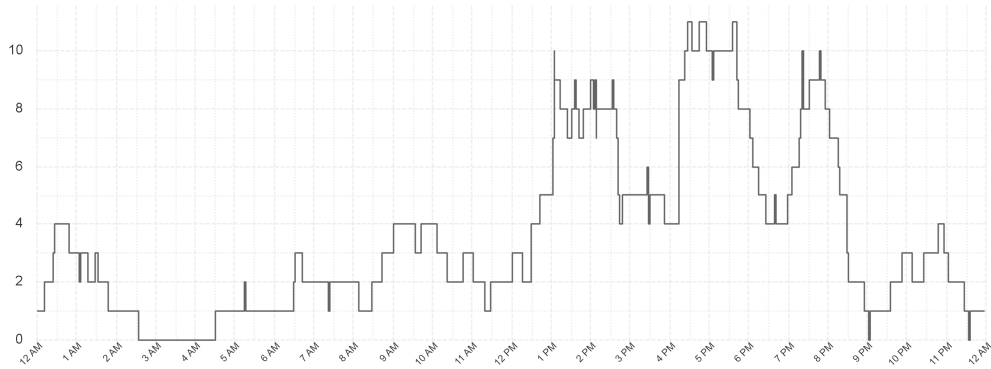


Median Response Time

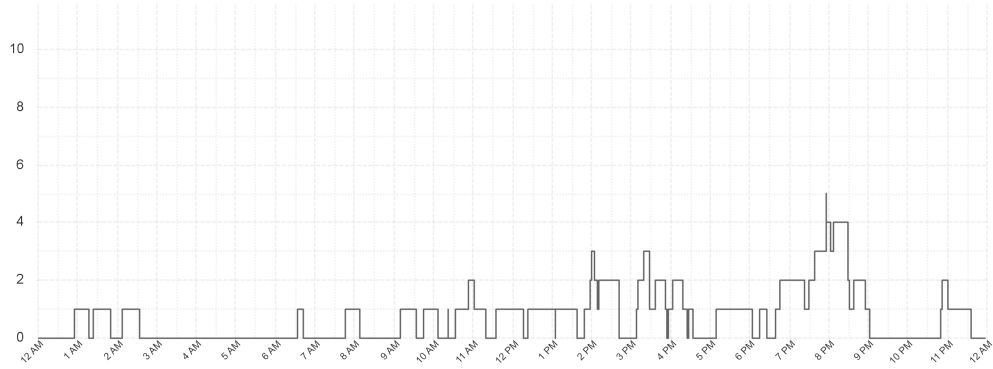
Current Month: **Emergency: 12.2** **Urgent: 33.3**



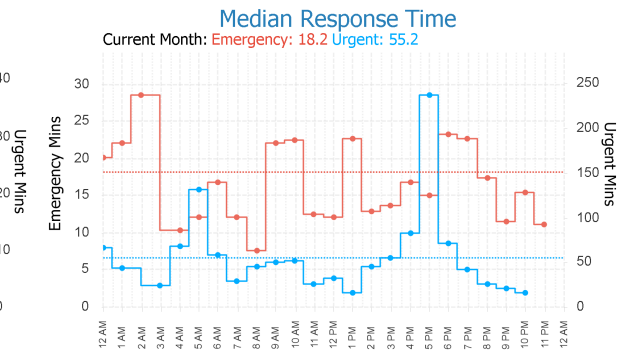
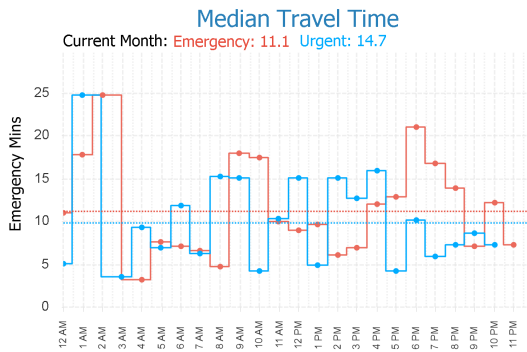
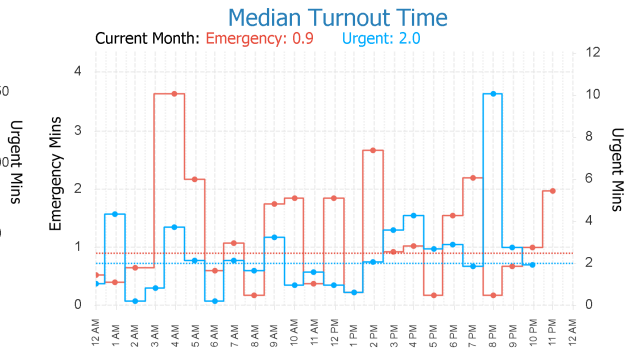
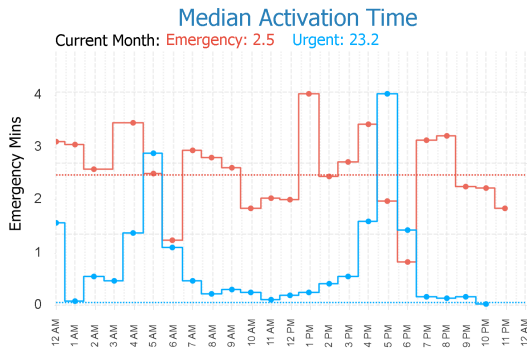
EMS Utilisation By Hour



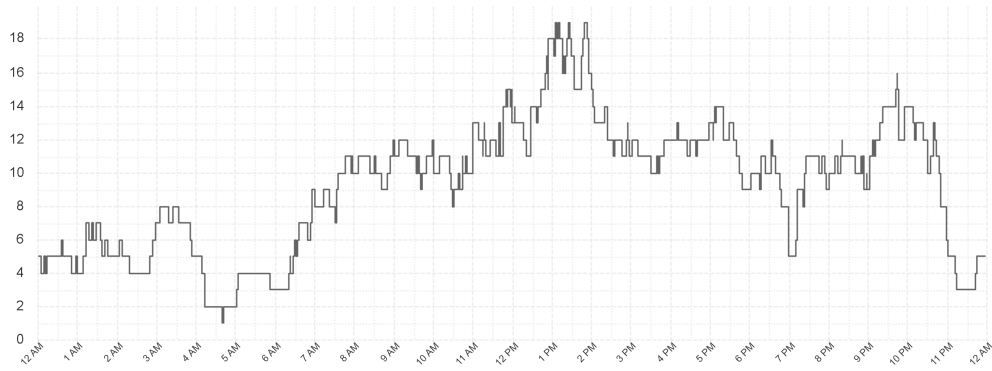
Ambulances at Hospital By Hour



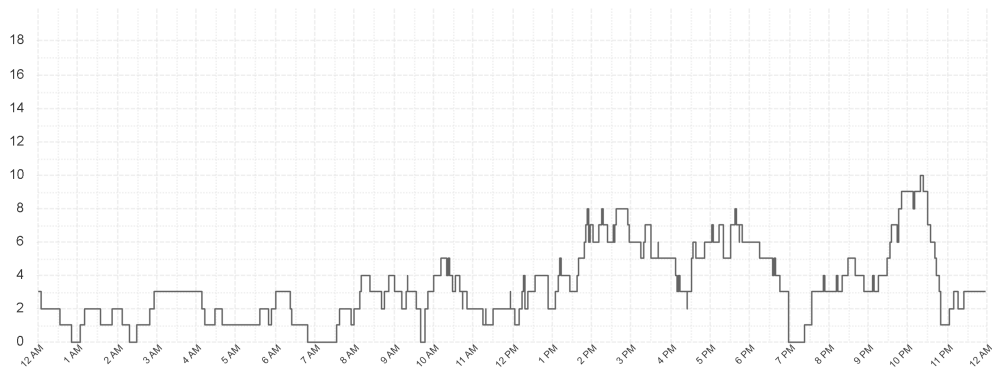
Southern Region



EMS Utilisation By Hour



Ambulances at Hospital By Hour



Outlier Activity

Activation Time Outliers

Incident Number	Call Time	Region	Initial Priority	Activation Time (mins)
000002-26072024	12:14 AM	North	I	6
000013-26072024	1:09 AM	North	I	11
000205-26072024	1:06 PM	South	I	6
000246-26072024	2:35 PM	N West	I	7
000268-26072024	3:27 PM	South	I	7

Turnout Time Outliers

Incident Number	Call Time	Region	Initial Priority	Fleet Number	Turnout Time (mins)
000292-26072024	04:14 PM	N West	I	711	15

Glossary

EMS Emergency

An immediately life threatening incident. On-road resources must mobilise as soon as possible and respond using emergency warning devices.
Includes: EMS Incident Type. Priority 0 & 1.

EMS Urgent

An incident which should have a clinician on scene within 60 minutes. On-road resources must mobilise as soon as possible but respond without using emergency warning devices.
Includes: EMS Incident Type. Priority 2,3,4.

Other

Non Urgent EMS incidents. Patient Travel and Interfacility Coordination jobs. Search and Rescue jobs

Outliers

Emergency Incidents with Activation and Turnout times greater than 5 minutes.

From: PerformanceReporting@ambulance.tas.gov.au
 Sent: Sunday, 28 July 2024 5:59 AM
 Subject: Ambulance Tasmania Daily Activity Report

Ambulance Tasmania Daily Report: Sat 27 Jul



Current July MERT: 15.5

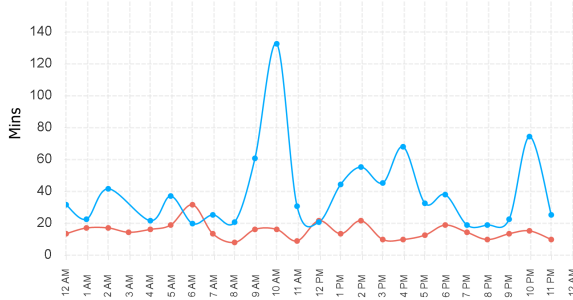
	Incidents			Total
	South	North	North West	
EMS Emergency	58	29	24	111
EMS Urgent	70	41	25	136
Other	7	9	13	29
Total	135	79	62	276

	Median Emergency Performance			
	South	North	North West	Total
Activation	2.1	1.9	1.7	1.8
Turnout	0.7	2.2	1.6	1.2
Travel	11.0	7.7	7.2	8.5
Response	16.6	13.6	12.0	13.9

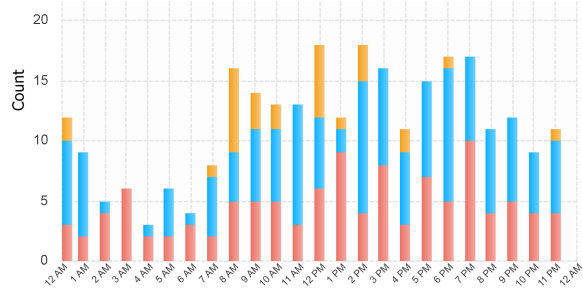
Legend

Emergency Urgent Other

Median Response Time By Hour

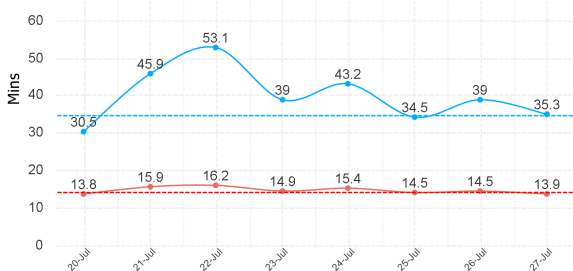


Incident Count by Hour

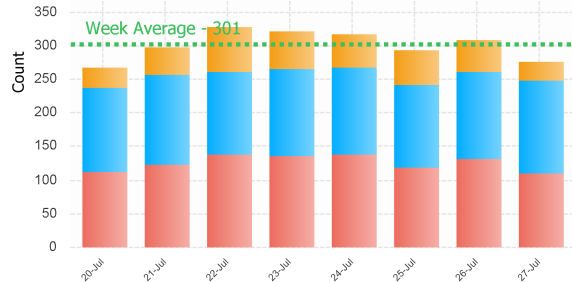


Previous Week Response Time

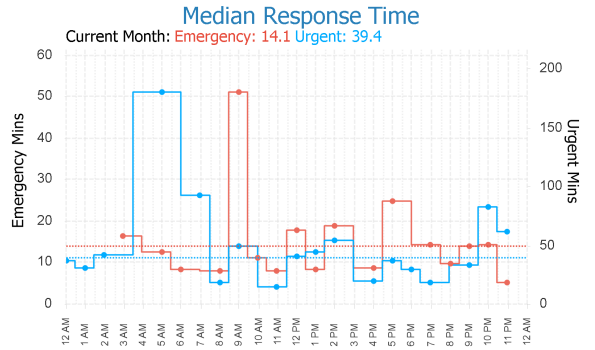
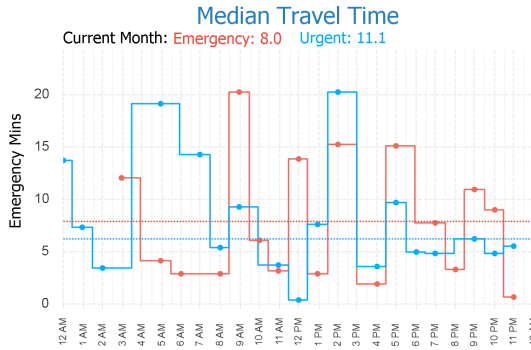
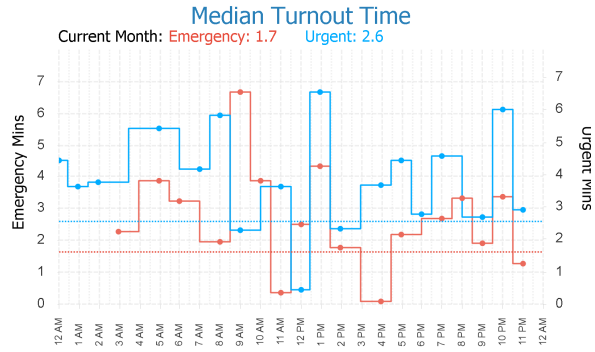
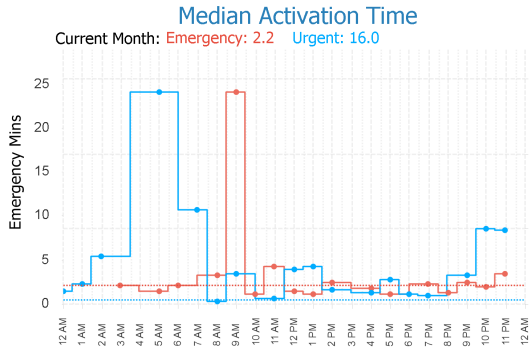
Weekly Median: Emergency: 14.4 Urgent: 34.6



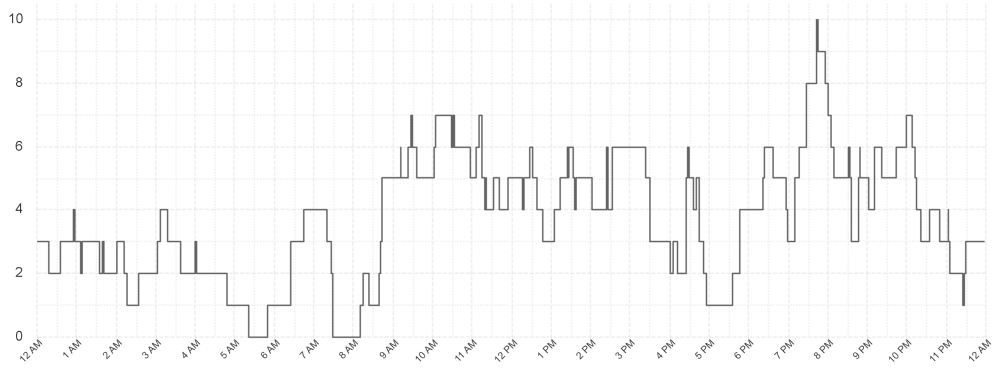
Previous Week Incident Count



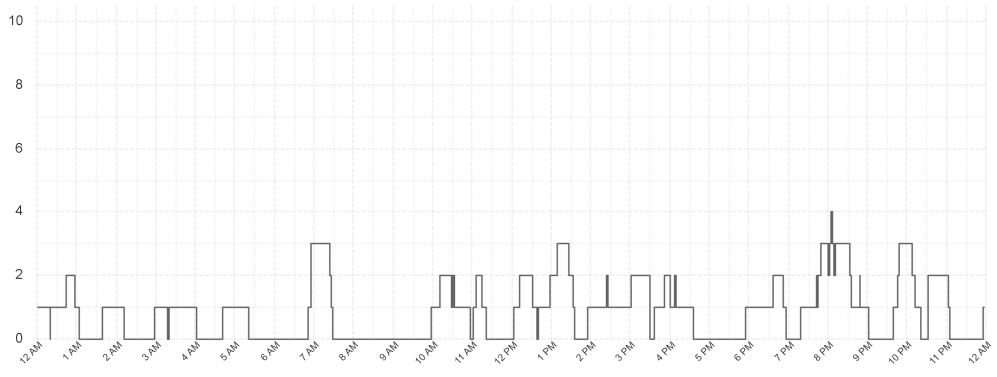
Northern Region



EMS Utilisation By Hour

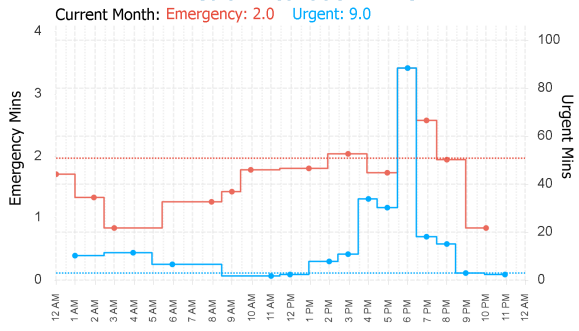


Ambulances at Hospital By Hour

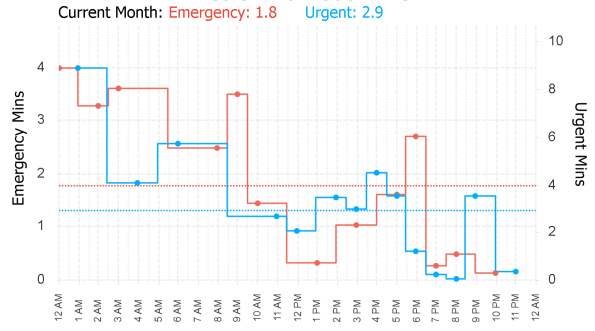


North Western Region

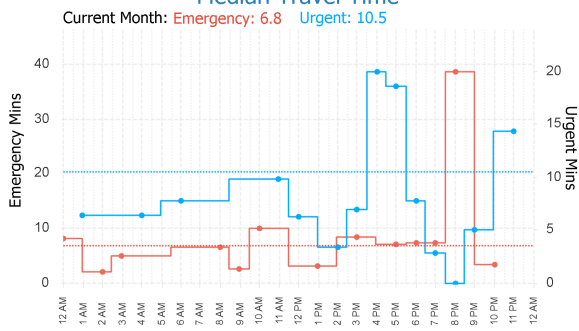
Median Activation Time



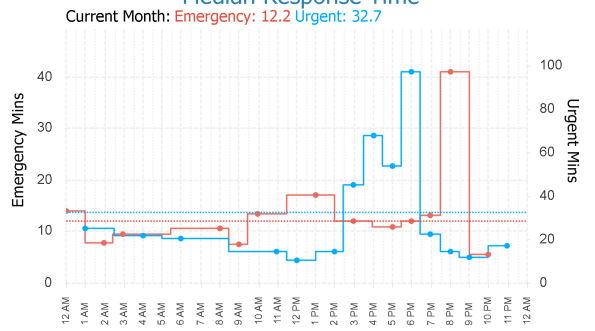
Median Turnout Time



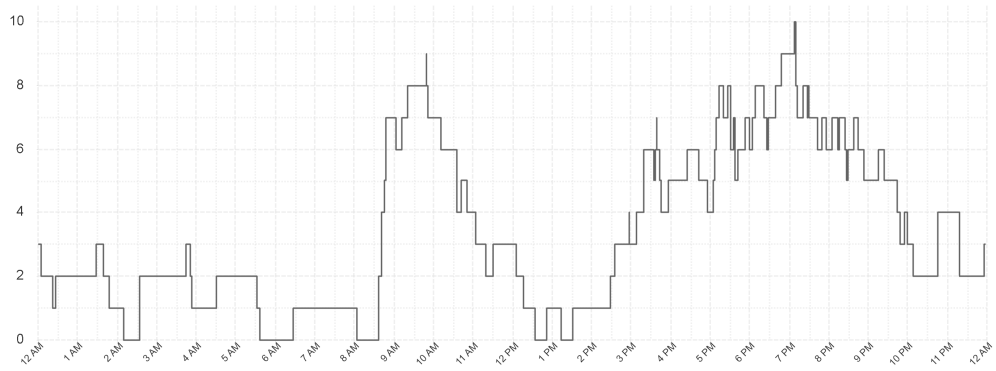
Median Travel Time



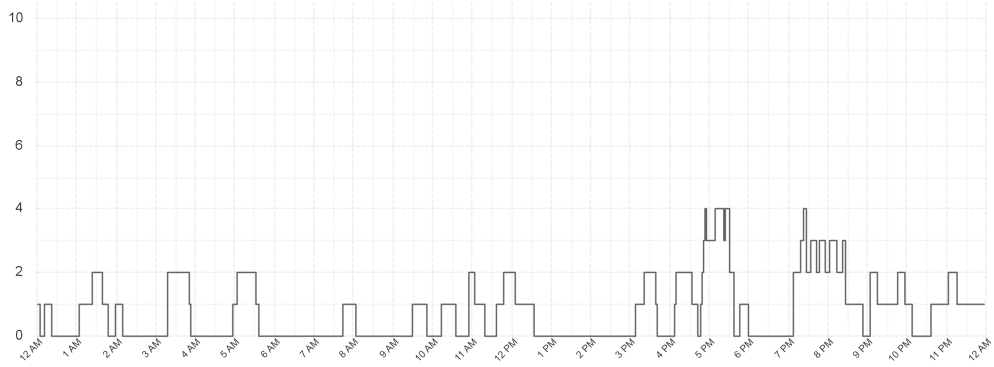
Median Response Time



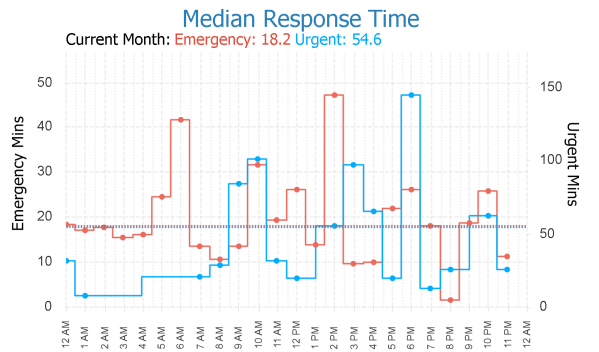
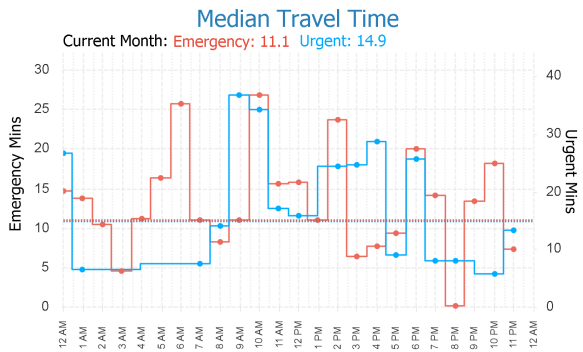
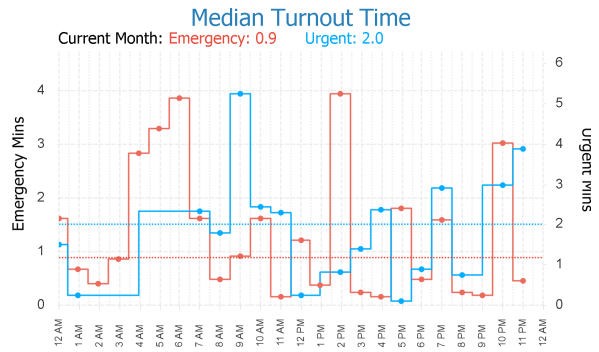
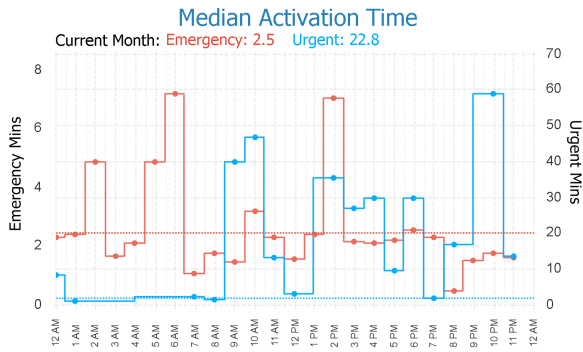
EMS Utilisation By Hour



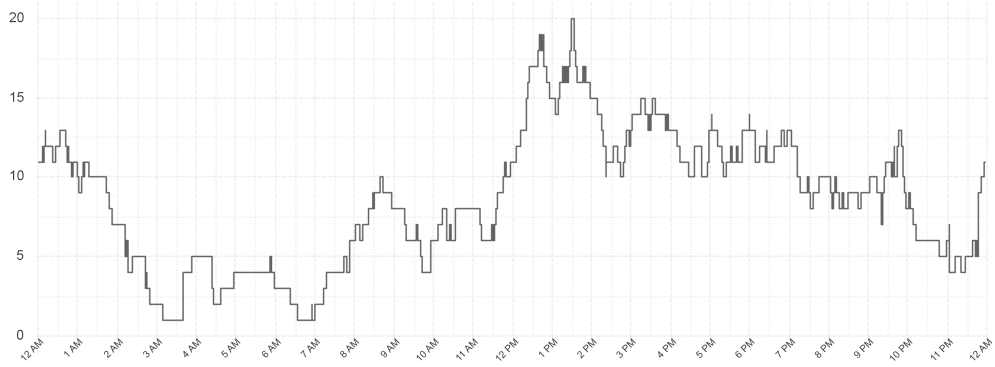
Ambulances at Hospital By Hour



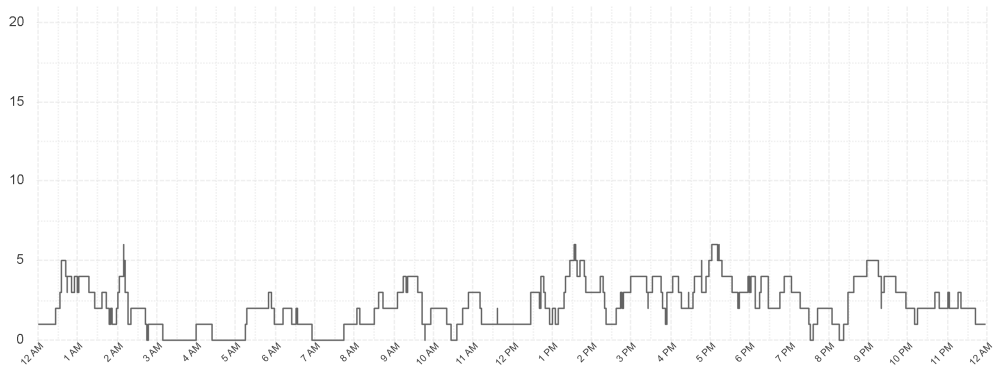
Southern Region



EMS Utilisation By Hour



Ambulances at Hospital By Hour



Outlier Activity

Activation Time Outliers

Incident Number	Call Time	Region	Initial Priority	Activation Time (mins)
000028-27072024	2:20 AM	South	I	6
000051-27072024	6:49 AM	South	I	13
000102-27072024	10:10 AM	South	I	5
000182-27072024	2:45 PM	South	I	7

Turnout Time Outliers

Incident Number	Call Time	Region	Initial Priority	Fleet Number	Turnout Time (mins)
000052-27072024	06:56 AM	South	I	764	6
000277-27072024	07:17 PM	North	I	702	7

Glossary

EMS Emergency

An immediately life threatening incident. On-road resources must mobilise as soon as possible and respond using emergency warning devices. Includes: EMS Incident Type. Priority 0 & 1.

EMS Urgent

An incident which should have a clinician on scene within 60 minutes. On-road resources must mobilise as soon as possible but respond without using emergency warning devices. Includes: EMS Incident Type. Priority 2,3,4.

Other

Non Urgent EMS incidents. Patient Travel and Interfacility Coordination jobs. Search and Rescue jobs

Outliers

Emergency Incidents with Activation and Turnout times greater than 5 minutes.

From: PerformanceReporting@ambulance.tas.gov.au
Sent: Monday, 29 July 2024 6:01 AM
Subject: Ambulance Tasmania Daily Activity Report

Ambulance Tasmania Daily Report: Sun 28 Jul



Current July MERT: 15.4

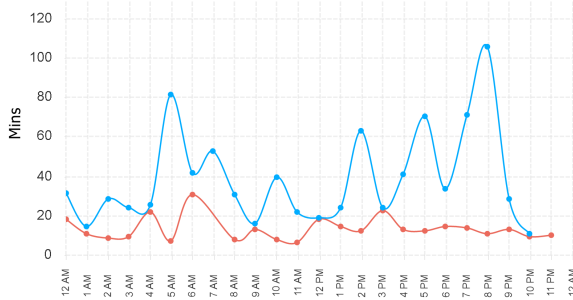
	Incidents			Total
	South	North	North West	
EMS Emergency	43	23	24	90
EMS Urgent	61	29	39	129
Other	5	6	7	18
Total	109	58	70	237

	Median Emergency Performance			
	South	North	North West	Total
Activation	2.2	1.7	2.1	1.9
Turnout	1.3	1.8	1.7	1.6
Travel	7.7	5.9	7.0	6.7
Response	14.4	10.3	11.9	12.8

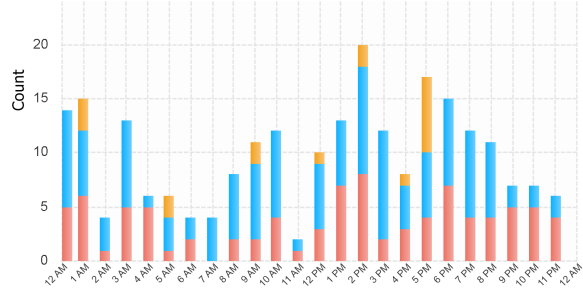
Legend

■ Emergency
 ■ Urgent
 ■ Other

Median Response Time By Hour

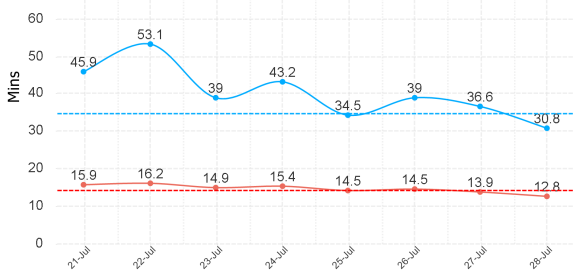


Incident Count by Hour

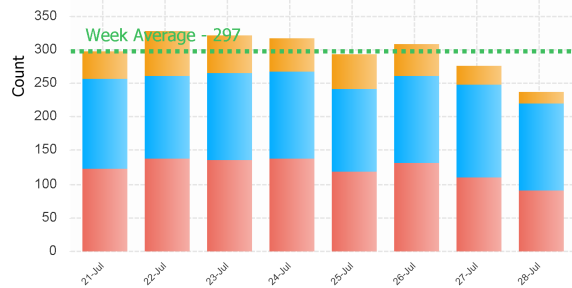


Previous Week Response Time

Weekly Median: Emergency: 14.4 Urgent: 34.6



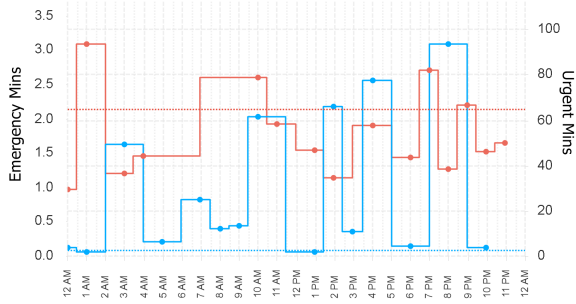
Previous Week Incident Count



Northern Region

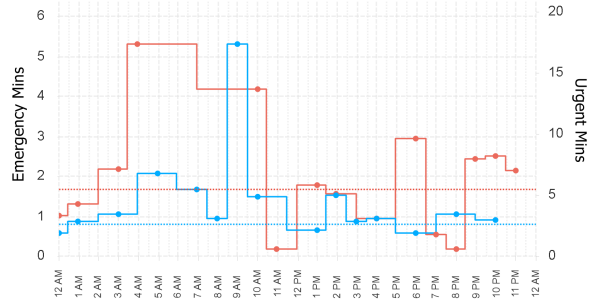
Median Activation Time

Current Month: **Emergency: 2.1** **Urgent: 15.9**



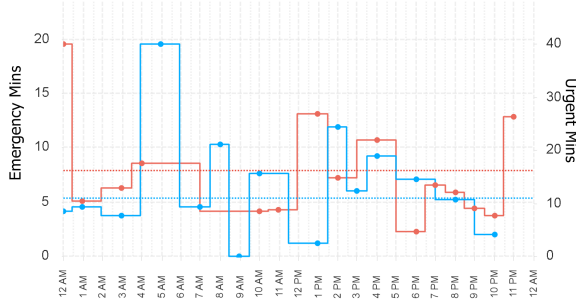
Median Turnout Time

Current Month: **Emergency: 1.7** **Urgent: 2.6**



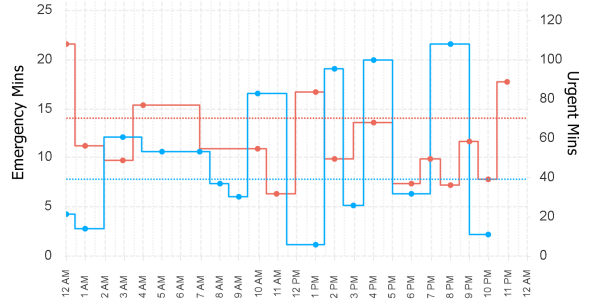
Median Travel Time

Current Month: **Emergency: 7.9** **Urgent: 11.0**

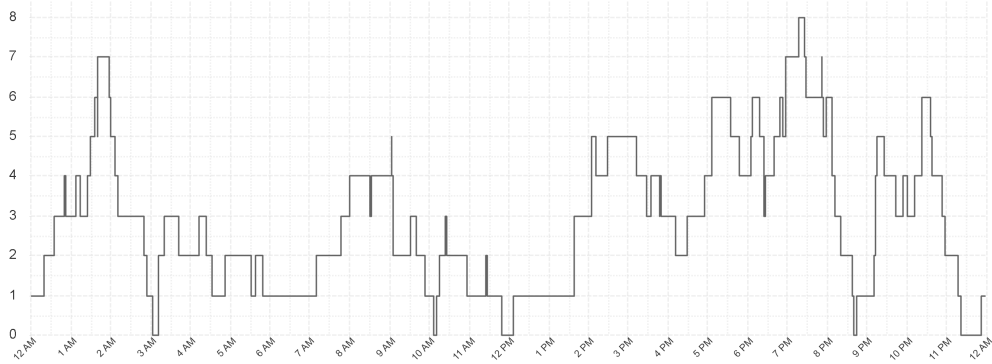


Median Response Time

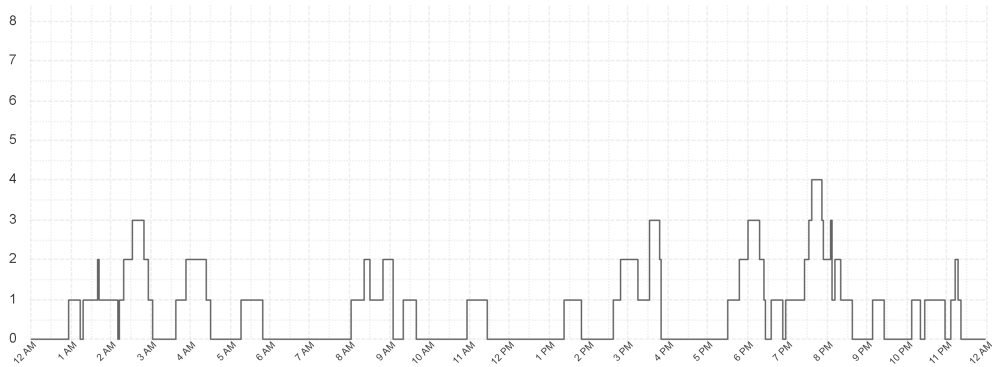
Current Month: **Emergency: 14.1** **Urgent: 39.4**



EMS Utilisation By Hour



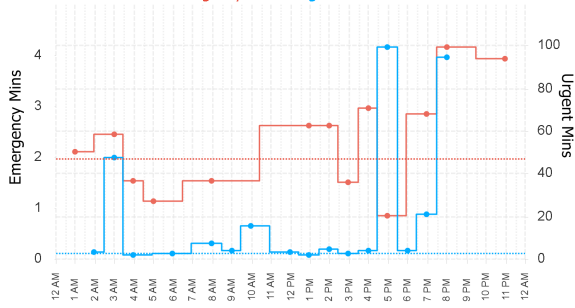
Ambulances at Hospital By Hour



North Western Region

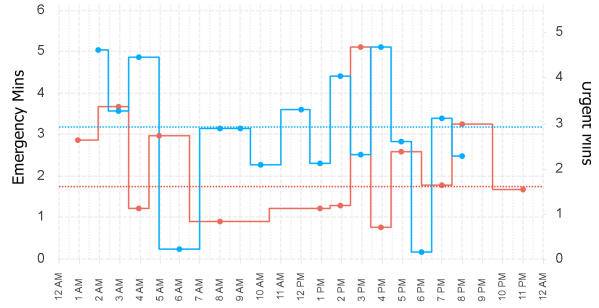
Median Activation Time

Current Month: Emergency: 2.0 Urgent: 8.9



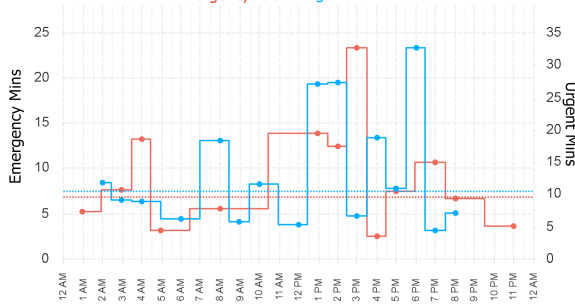
Median Turnout Time

Current Month: Emergency: 1.8 Urgent: 2.9



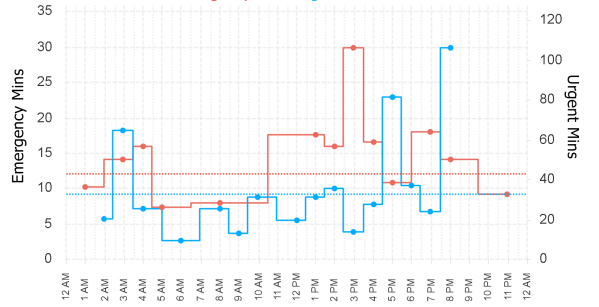
Median Travel Time

Current Month: Emergency: 6.9 Urgent: 10.5

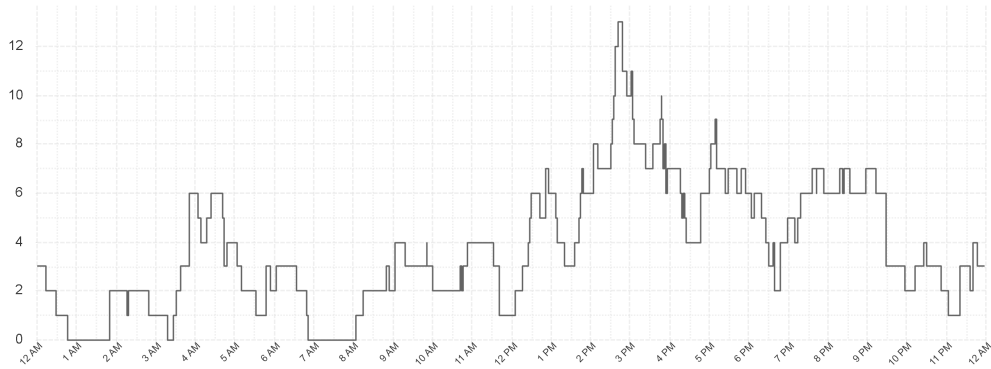


Median Response Time

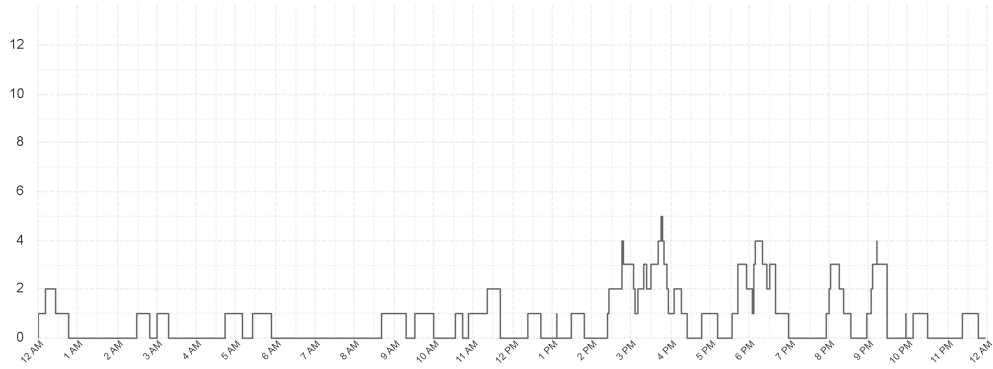
Current Month: Emergency: 12.2 Urgent: 32.4



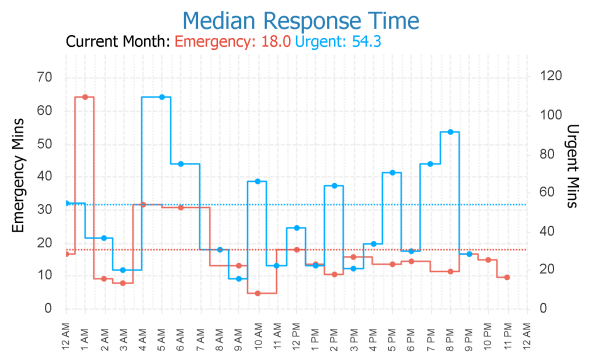
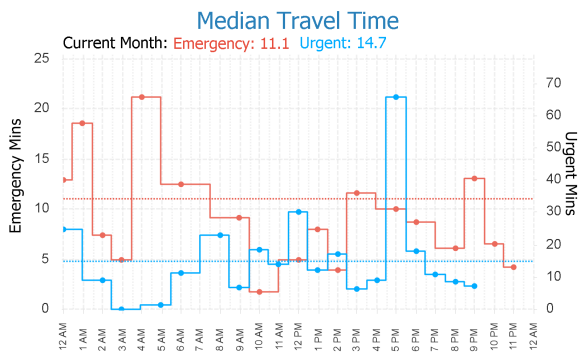
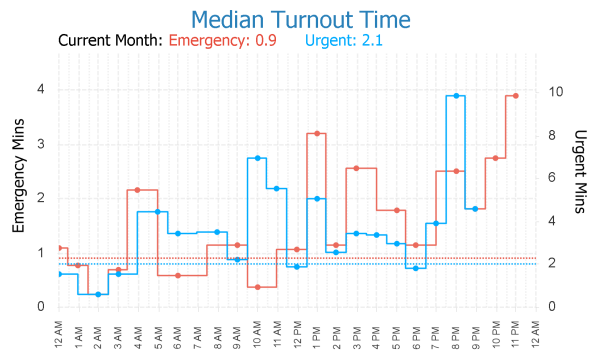
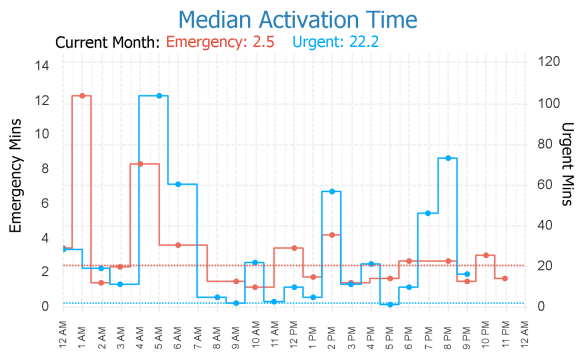
EMS Utilisation By Hour



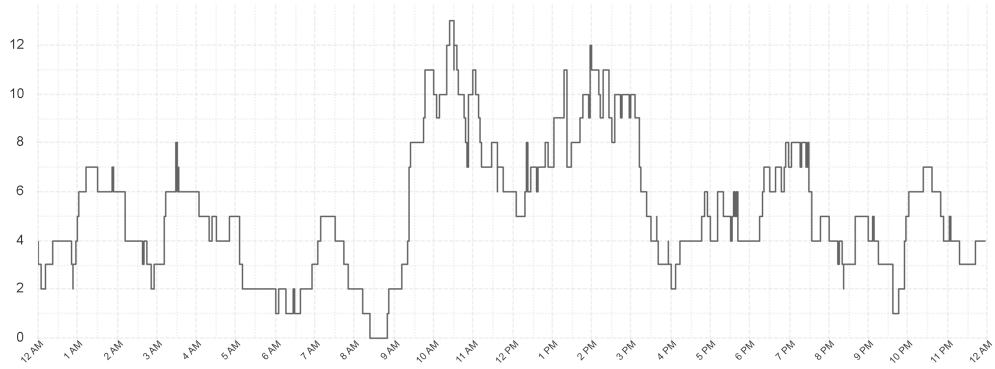
Ambulances at Hospital By Hour



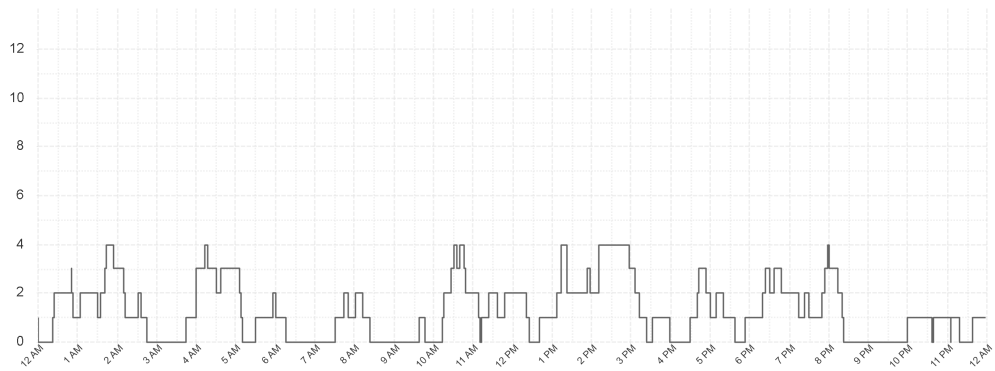
Southern Region



EMS Utilisation By Hour



Ambulances at Hospital By Hour



Outlier Activity

Activation Time Outliers

Incident Number	Call Time	Region	Initial Priority	Activation Time (mins)
000067-28072024	4:38 AM	South	I	15
000302-28072024	11:34 PM	N West	I	6

Turnout Time Outliers

Incident Number	Call Time	Region	Initial Priority	Fleet Number	Turnout Time (mins)
000061-28072024	04:13 AM	North	I	777	5
000159-28072024	01:44 PM	South	I	887	7
000191-28072024	03:47 PM	N West	I	711	5
000191-28072024	03:47 PM	N West	I	858	5
000229-28072024	06:06 PM	North	I	702	6

Glossary

EMS Emergency

An immediately life threatening incident. On-road resources must mobilise as soon as possible and respond using emergency warning devices.
Includes: EMS Incident Type. Priority 0 & 1.

EMS Urgent

An incident which should have a clinician on scene within 60 minutes. On-road resources must mobilise as soon as possible but respond without using emergency warning devices.
Includes: EMS Incident Type. Priority 2,3,4.

Other

Non Urgent EMS incidents. Patient Travel and Interfacility Coordination jobs. Search and Rescue jobs

Outliers

Emergency Incidents with Activation and Turnout times greater than 5 minutes.

From: PerformanceReporting@ambulance.tas.gov.au
 Sent: Tuesday, 30 July 2024 5:59 AM
 Subject: Ambulance Tasmania Daily Activity Report

Ambulance Tasmania Daily Report: Mon 29 Jul



Current July MERT: 15.4

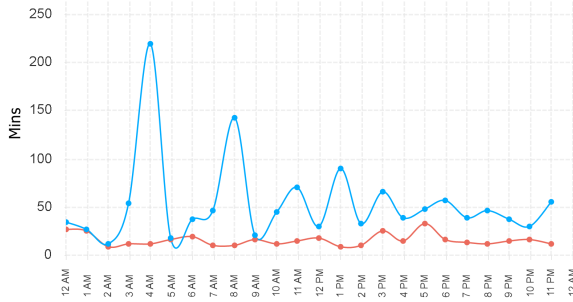
	Incidents			Total
	South	North	North West	
EMS Emergency	53	30	33	116
EMS Urgent	55	32	26	113
Other	25	14	13	52
Total	133	76	72	281

	Median Emergency Performance			Total
	South	North	North West	
Activation	2.1	1.8	2.0	2.0
Turnout	1.4	1.6	1.8	1.6
Travel	10.2	5.3	9.3	9.1
Response	16.7	10.6	14.6	14.4

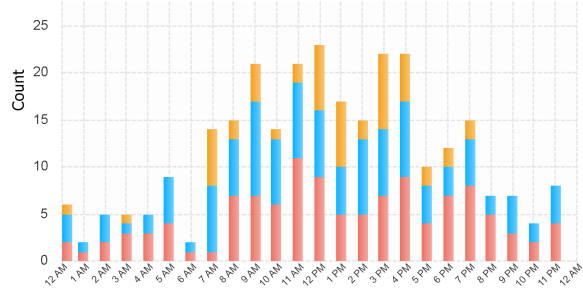
Legend

Emergency Urgent Other

Median Response Time By Hour

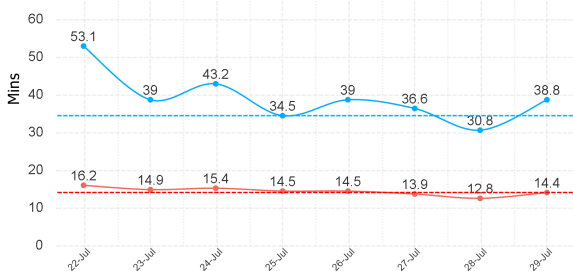


Incident Count by Hour

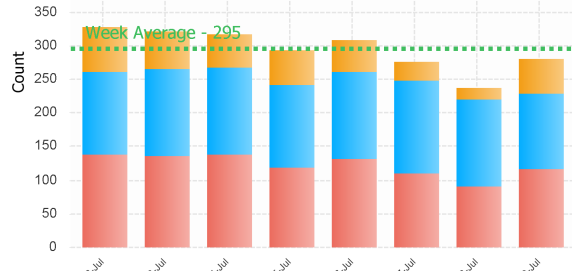


Previous Week Response Time

Weekly Median: Emergency: 14.4 Urgent: 34.7

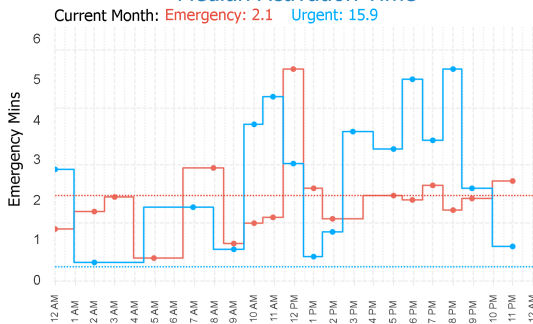


Previous Week Incident Count

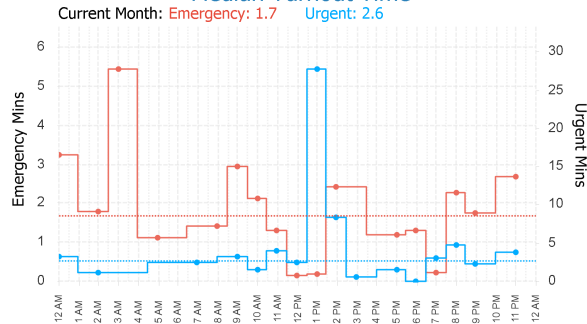


Northern Region

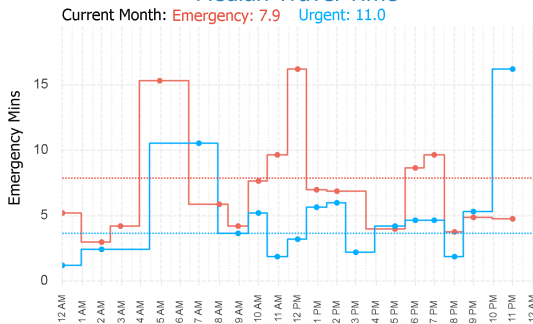
Median Activation Time



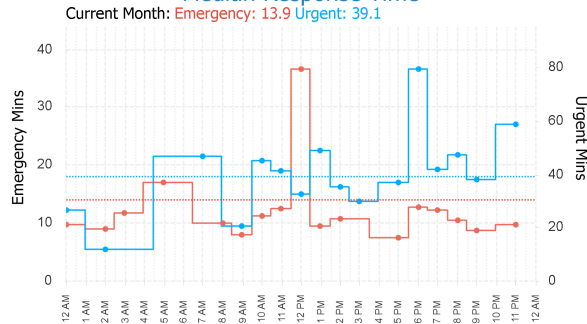
Median Turnout Time



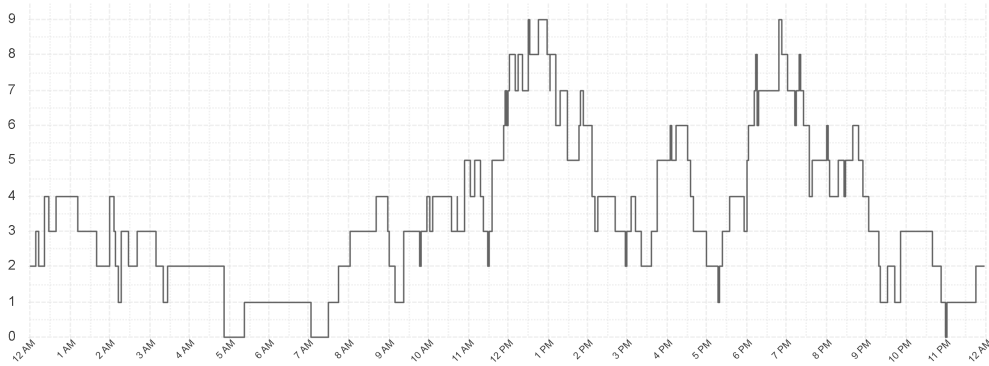
Median Travel Time



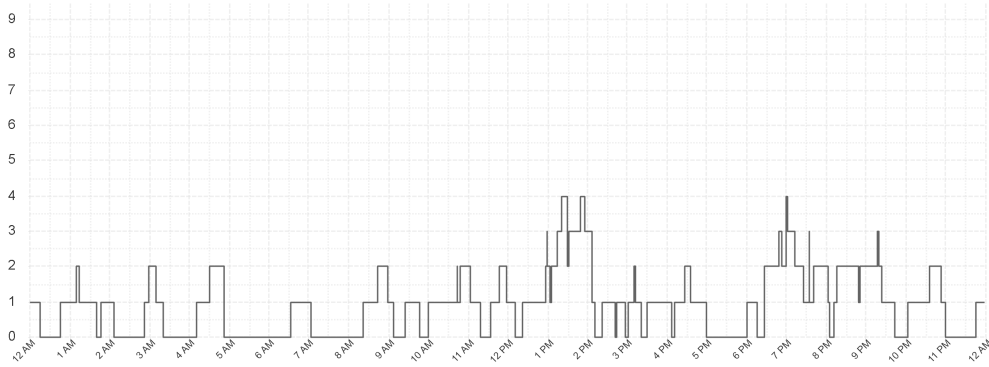
Median Response Time



EMS Utilisation By Hour



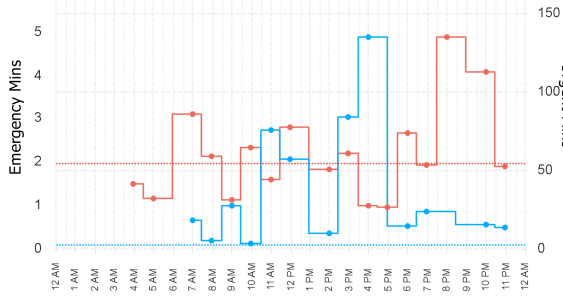
Ambulances at Hospital By Hour



North Western Region

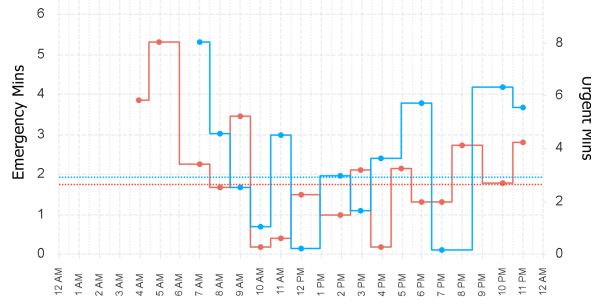
Median Activation Time

Current Month: Emergency: 2.0 Urgent: 9.0



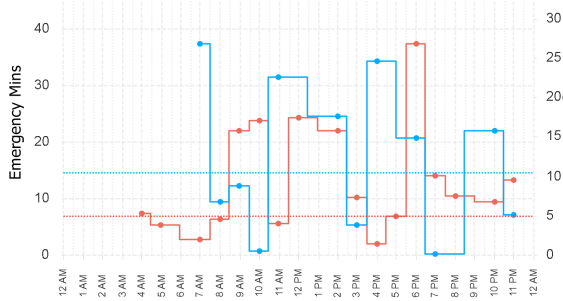
Median Turnout Time

Current Month: Emergency: 1.8 Urgent: 2.9



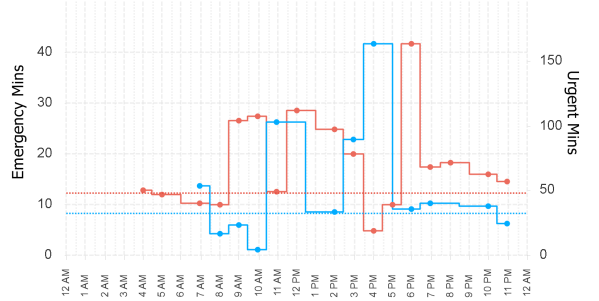
Median Travel Time

Current Month: Emergency: 6.9 Urgent: 10.5

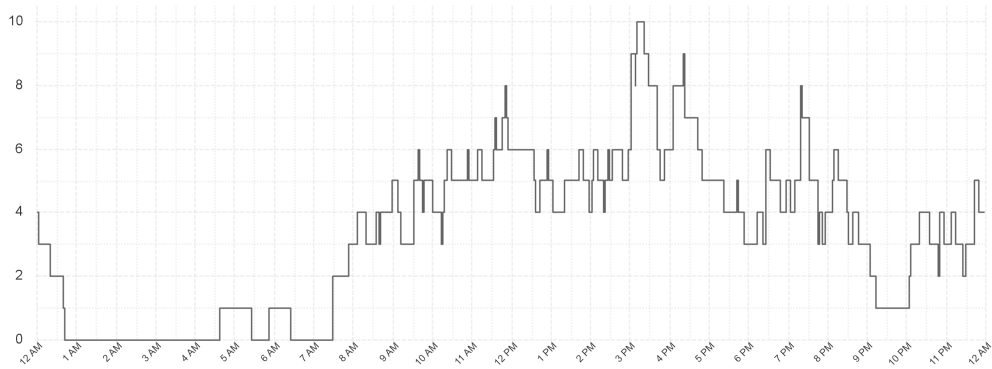


Median Response Time

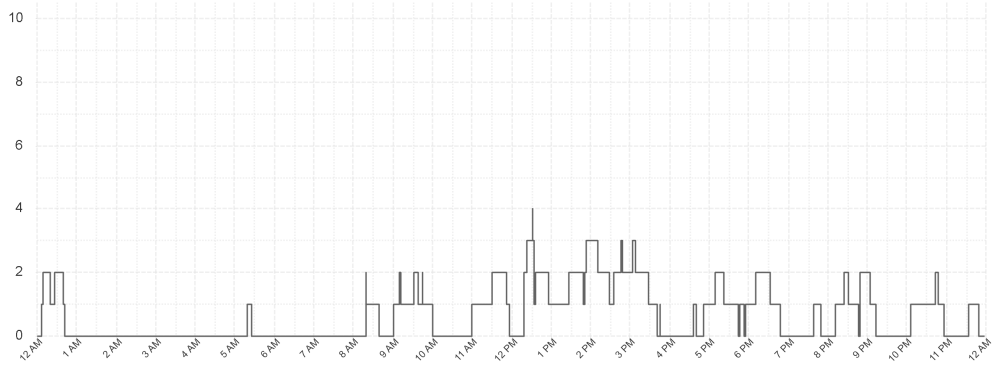
Current Month: Emergency: 12.2 Urgent: 32.7



EMS Utilisation By Hour



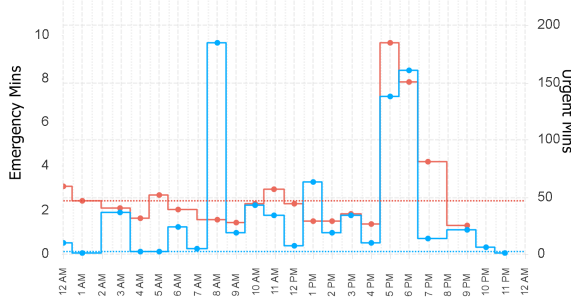
Ambulances at Hospital By Hour



Southern Region

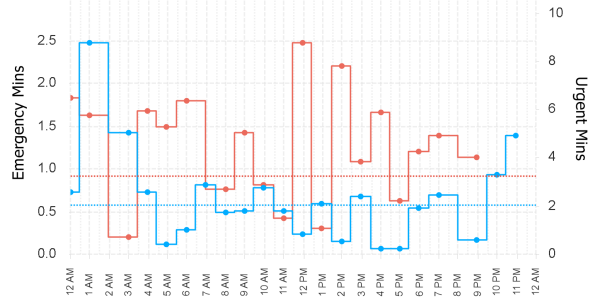
Median Activation Time

Current Month: Emergency: 2.4 Urgent: 22.1



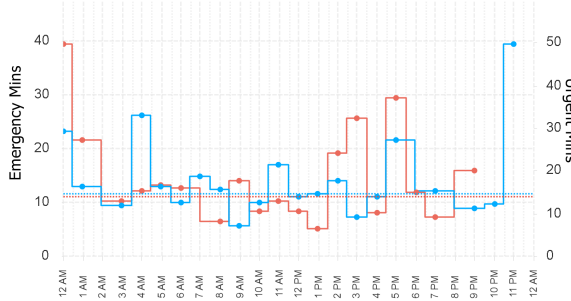
Median Turnout Time

Current Month: Emergency: 0.9 Urgent: 2.0



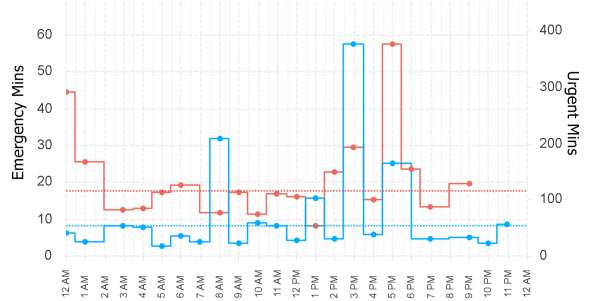
Median Travel Time

Current Month: Emergency: 11.1 Urgent: 14.7

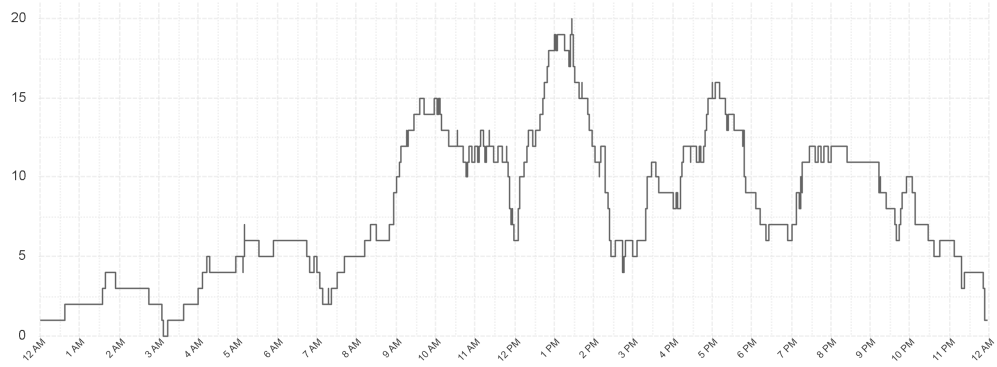


Median Response Time

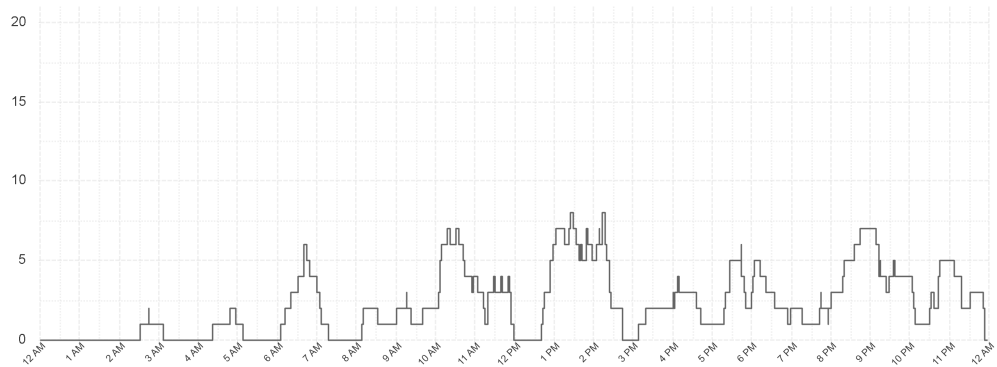
Current Month: Emergency: 17.8 Urgent: 53.5



EMS Utilisation By Hour



Ambulances at Hospital By Hour



Outlier Activity

Activation Time Outliers

Incident Number	Call Time	Region	Initial Priority	Activation Time (mins)
000162-29072024	12:12 PM	North	I	5
000182-29072024	12:57 PM	South	I	5
000249-29072024	3:44 PM	N West	I	8
000304-29072024	6:57 PM	South	I	13
000327-29072024	8:02 PM	N West	I	6
000365-29072024	11:16 PM	N West	I	14

Turnout Time Outliers

Incident Number	Call Time	Region	Initial Priority	Fleet Number	Turnout Time (mins)
000018-29072024	03:26 AM	North	I	702	5
000038-29072024	05:52 AM	N West	I	732	5
000249-29072024	03:44 PM	N West	I	873	11
000339-29072024	08:36 PM	N West	I	707	5
000340-29072024	08:40 PM	North	I	743	6

Glossary

EMS Emergency

An immediately life threatening incident. On-road resources must mobilise as soon as possible and respond using emergency warning devices.
Includes: EMS Incident Type. Priority 0 & 1.

EMS Urgent

An incident which should have a clinician on scene within 60 minutes. On-road resources must mobilise as soon as possible but respond without using emergency warning devices.
Includes: EMS Incident Type. Priority 2,3,4.

Other

Non Urgent EMS incidents. Patient Travel and Interfacility Coordination jobs. Search and Rescue jobs

Outliers

Emergency Incidents with Activation and Turnout times greater than 5 minutes.

From: PerformanceReporting@ambulance.tas.gov.au
 Sent: Wednesday, 31 July 2024 6:00 AM
 Subject: Ambulance Tasmania Daily Activity Report

Ambulance Tasmania Daily Report: Tue 30 Jul



Current July MERT: 15.4

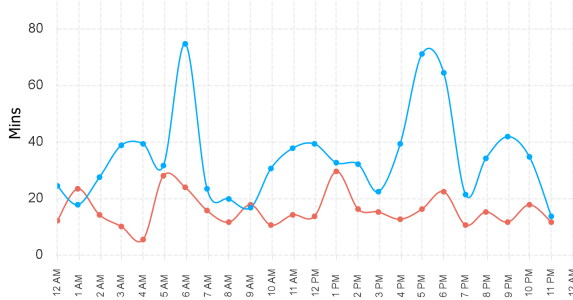
	Incidents			Total
	South	North	North West	
EMS Emergency	61	36	24	121
EMS Urgent	53	36	27	116
Other	20	22	15	57
Total	134	94	66	294

	Median Emergency Performance			Total
	South	North	North West	
Activation	2.0	2.3	2.4	2.2
Turnout	1.3	1.4	1.7	1.4
Travel	9.9	7.8	6.8	8.0
Response	17.3	12.7	12.0	15.1

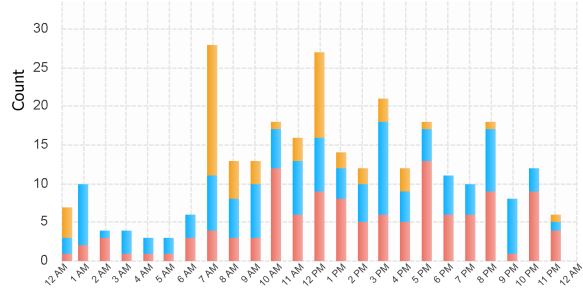
Legend

Emergency Urgent Other

Median Response Time By Hour

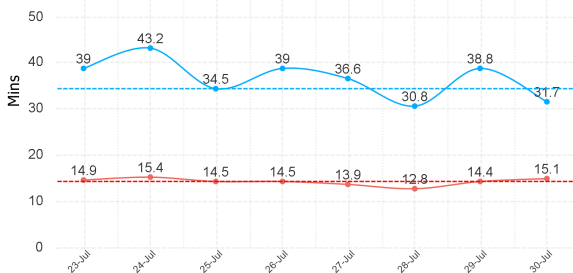


Incident Count by Hour

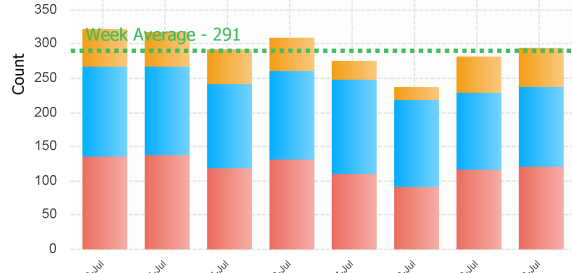


Previous Week Response Time

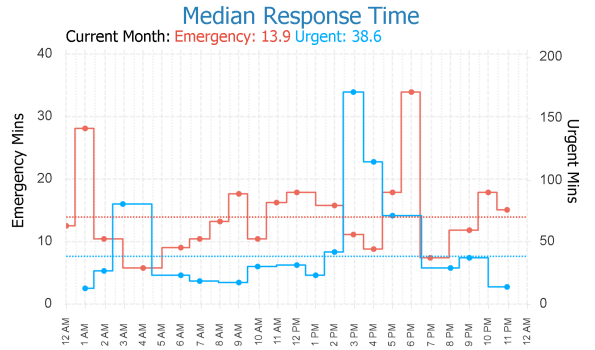
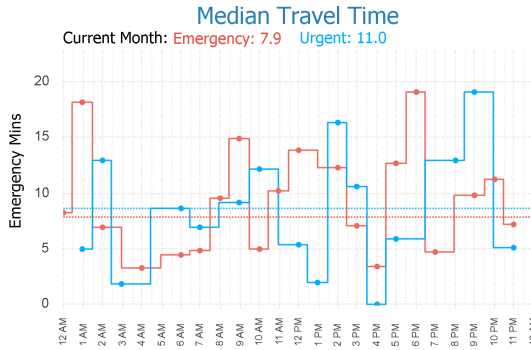
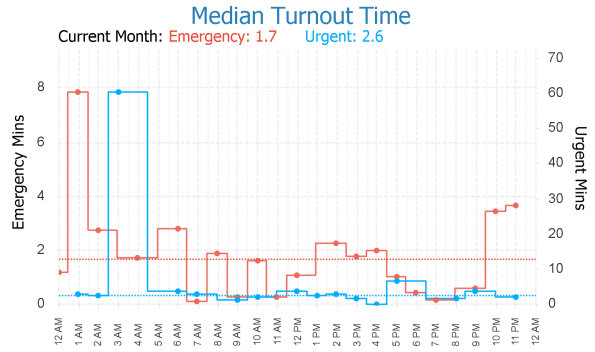
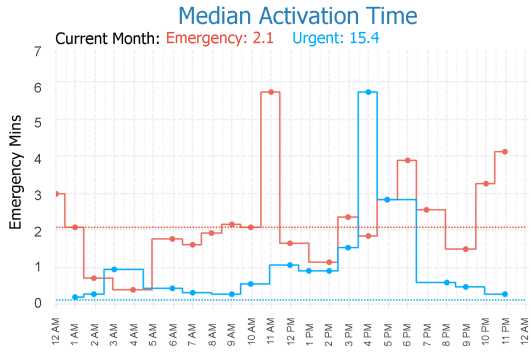
Weekly Median: Emergency: 14.4 Urgent: 34.6



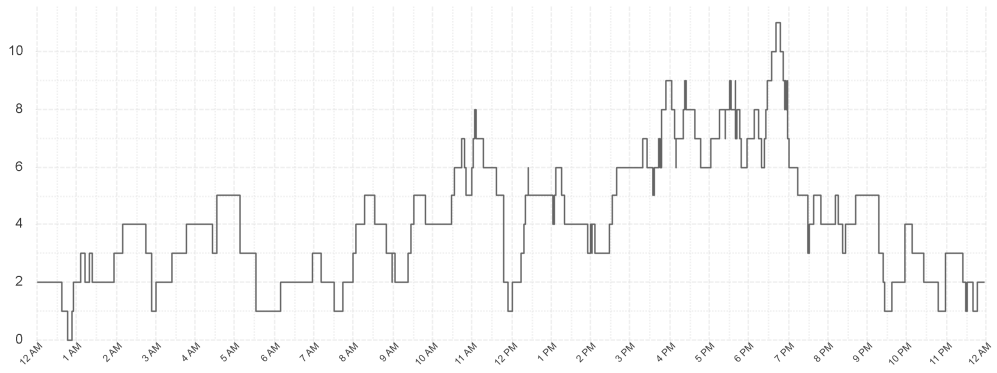
Previous Week Incident Count



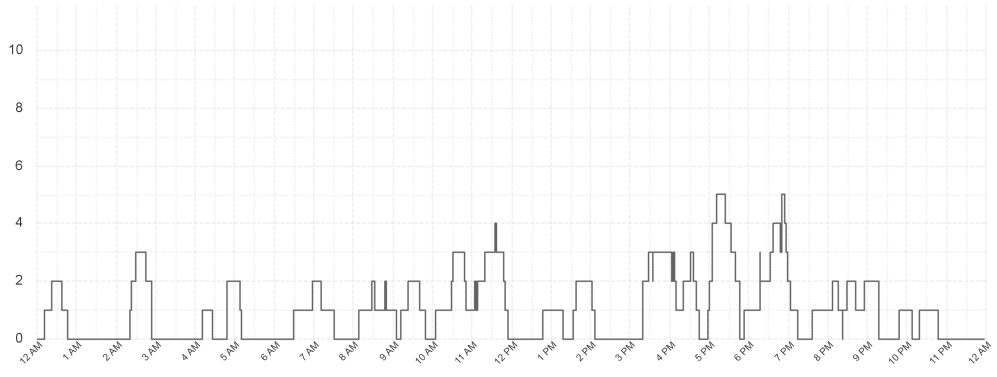
Northern Region



EMS Utilisation By Hour

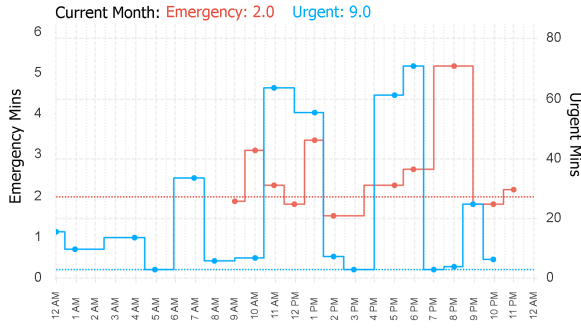


Ambulances at Hospital By Hour

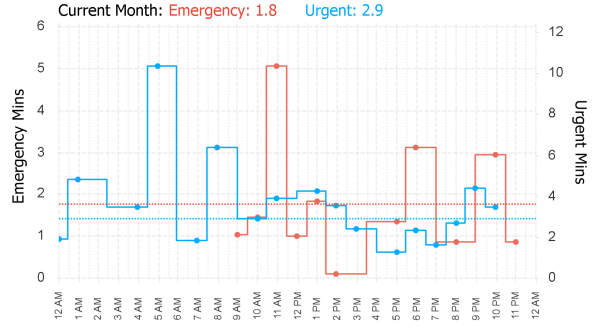


North Western Region

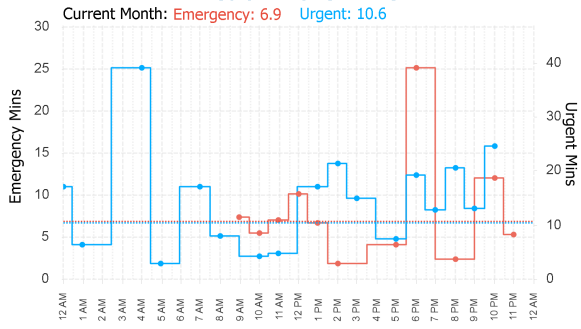
Median Activation Time



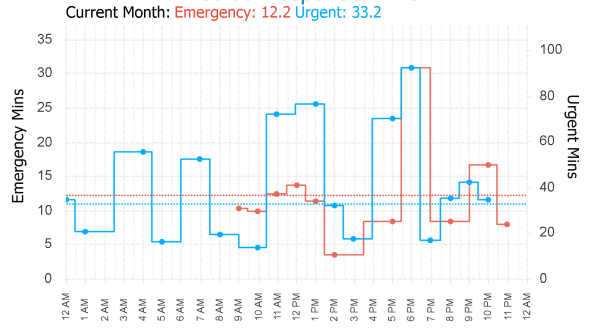
Median Turnout Time



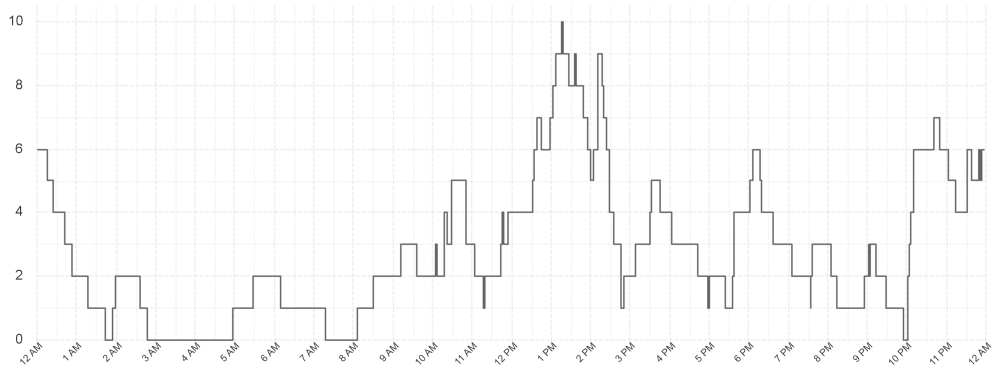
Median Travel Time



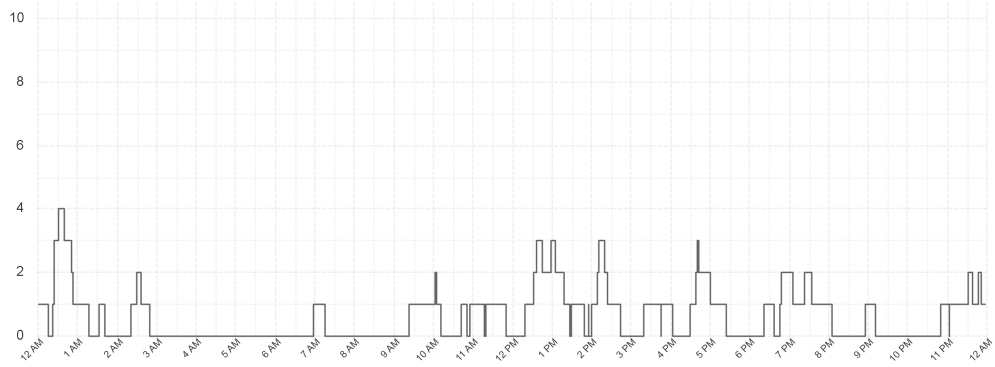
Median Response Time



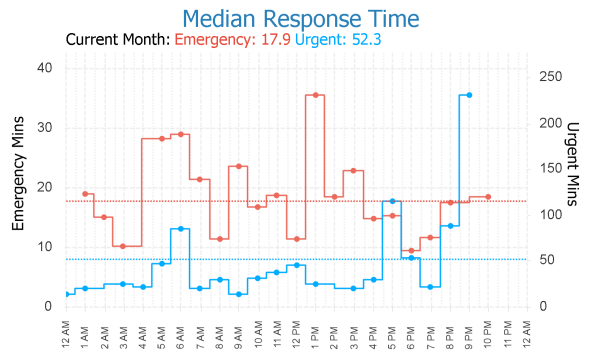
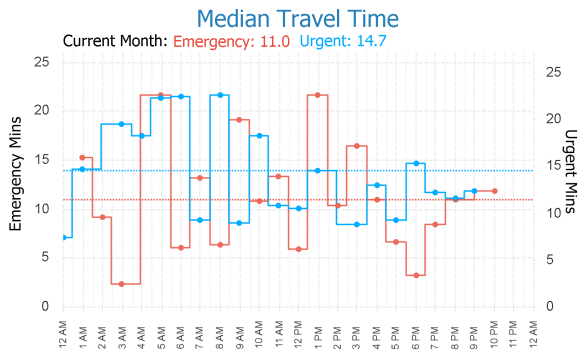
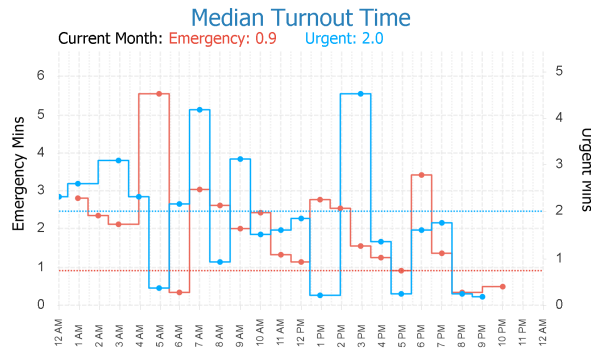
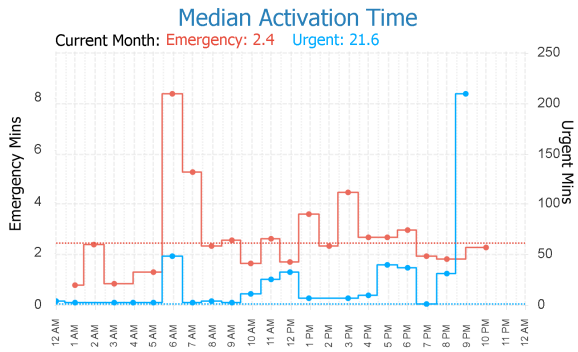
EMS Utilisation By Hour



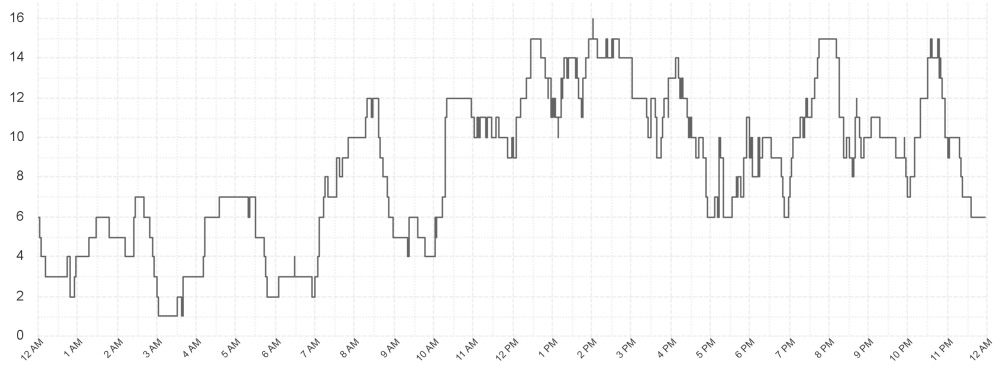
Ambulances at Hospital By Hour



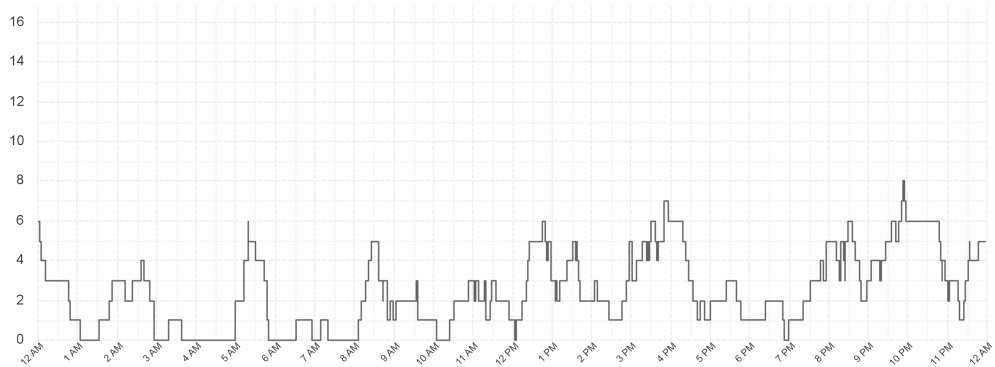
Southern Region



EMS Utilisation By Hour



Ambulances at Hospital By Hour



Outlier Activity

Activation Time Outliers

Incident Number	Call Time	Region	Initial Priority	Activation Time (mins)
000049-30072024	6:47 AM	South	I	15
000072-30072024	7:31 AM	South	I	5
000152-30072024	11:56 AM	North	I	6
000259-30072024	4:32 PM	North	I	6
000348-30072024	8:54 PM	N West	I	5

Turnout Time Outliers

Incident Number	Call Time	Region	Initial Priority	Fleet Number	Turnout Time (mins)
000007-30072024	01:05 AM	North	I	705	8
000034-30072024	05:21 AM	South	I	869	6
000142-30072024	11:18 AM	N West	I	898	5
000149-30072024	11:43 AM	N West	I	732	5
000207-30072024	01:54 PM	South	I	860	6
000296-30072024	06:16 PM	South	I	878	7

Glossary

EMS Emergency

An immediately life threatening incident. On-road resources must mobilise as soon as possible and respond using emergency warning devices.
Includes: EMS Incident Type. Priority 0 & 1.

EMS Urgent

An incident which should have a clinician on scene within 60 minutes. On-road resources must mobilise as soon as possible but respond without using emergency warning devices.
Includes: EMS Incident Type. Priority 2,3,4.

Other

Non Urgent EMS incidents. Patient Travel and Interfacility Coordination jobs. Search and Rescue jobs

Outliers

Emergency Incidents with Activation and Turnout times greater than 5 minutes.

From: PerformanceReporting@ambulance.tas.gov.au
Sent: Sunday, 21 July 2024 5:59 AM
Subject: Ambulance Tasmania Daily Activity Report

Ambulance Tasmania Daily Report: Sat 20 Jul



Current July MERT: 15.6

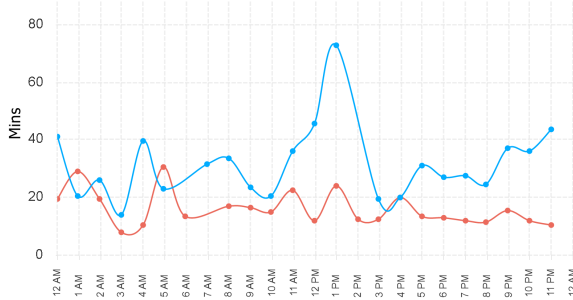
	Incidents			Total
	South	North	North West	
EMS Emergency	46	41	25	112
EMS Urgent	56	34	35	125
Other	9	11	11	31
Total	111	86	71	268

	Median Emergency Performance			
	South	North	North West	Total
Activation	2.1	2.2	1.8	2.1
Turnout	1.6	1.8	1.9	1.9
Travel	9.3	8.5	7.4	8.5
Response	14.9	14.4	11.8	13.8

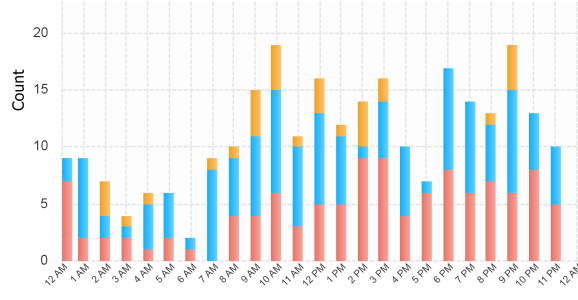
Legend

■ Emergency
 ■ Urgent
 ■ Other

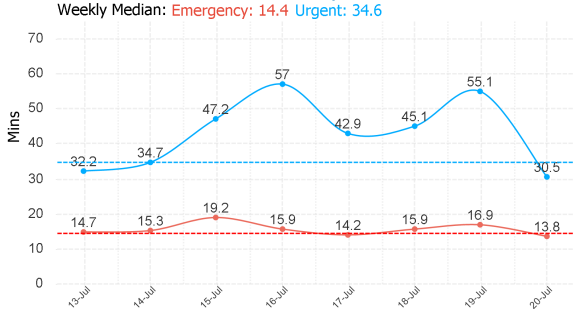
Median Response Time By Hour



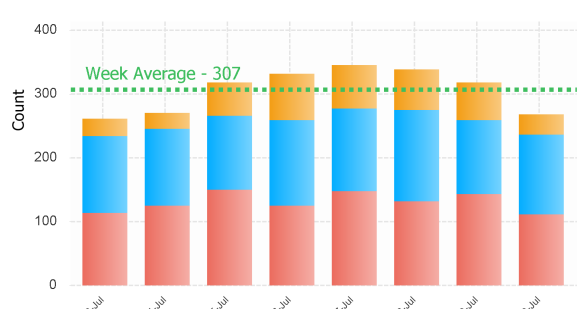
Incident Count by Hour



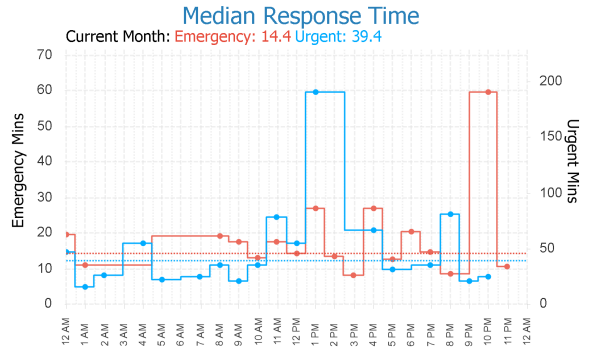
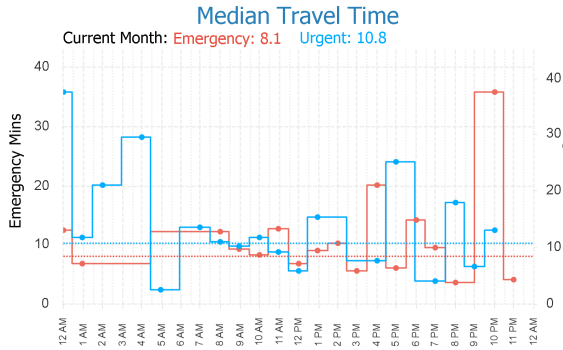
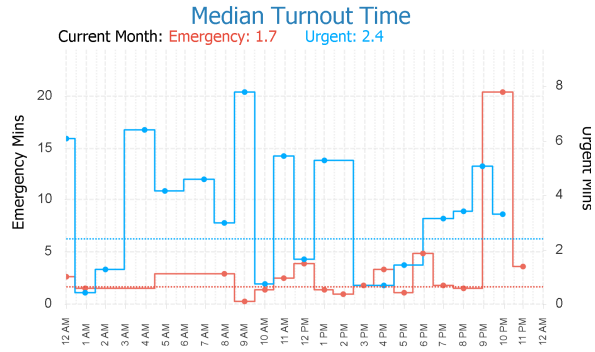
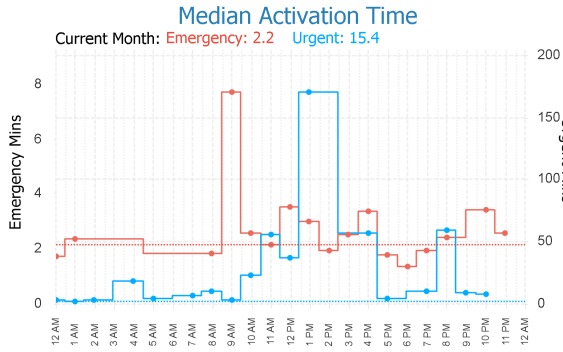
Previous Week Response Time



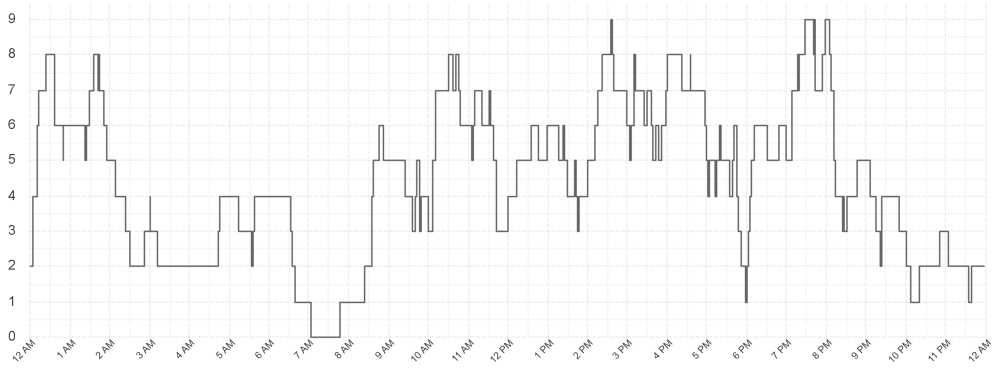
Previous Week Incident Count



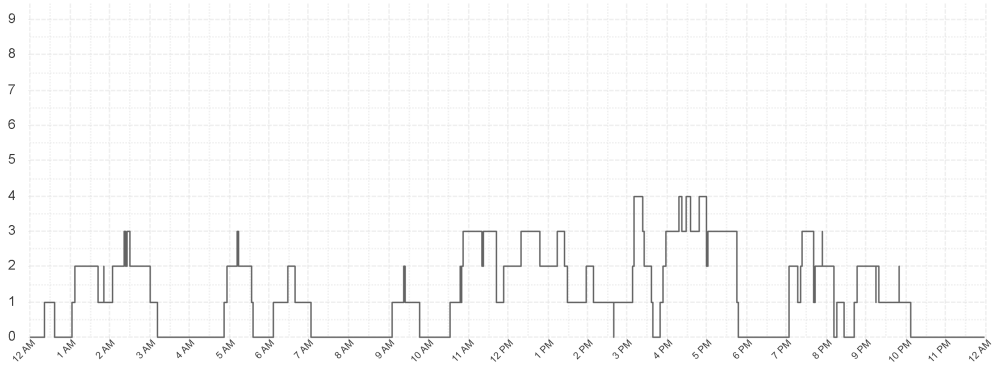
Northern Region



EMS Utilisation By Hour

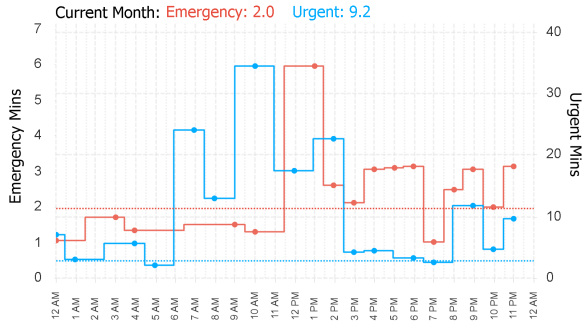


Ambulances at Hospital By Hour

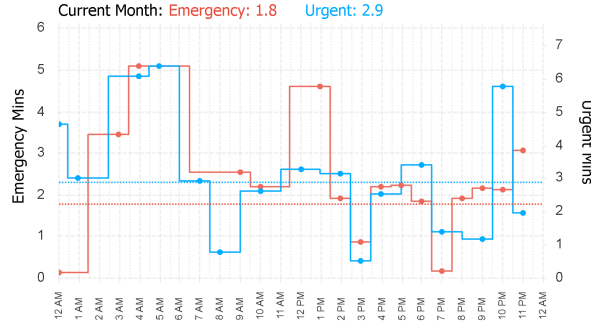


North Western Region

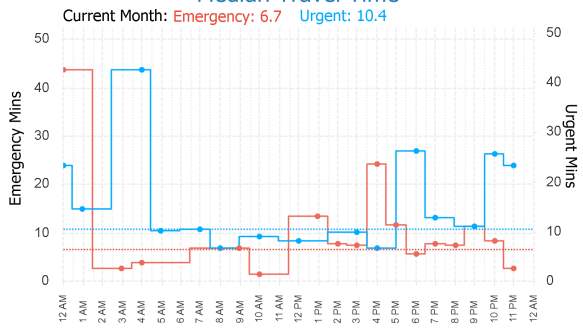
Median Activation Time



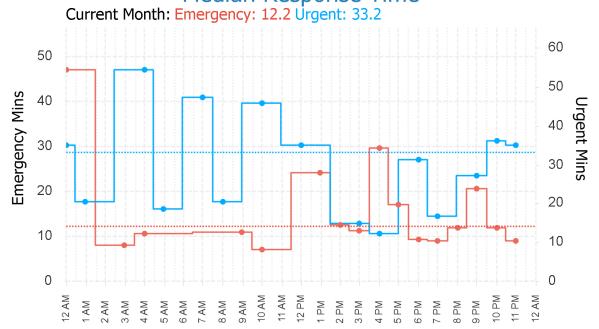
Median Turnout Time



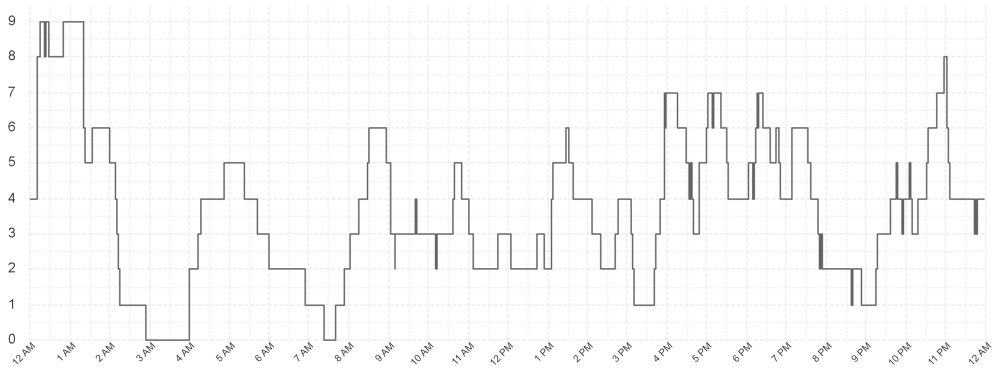
Median Travel Time



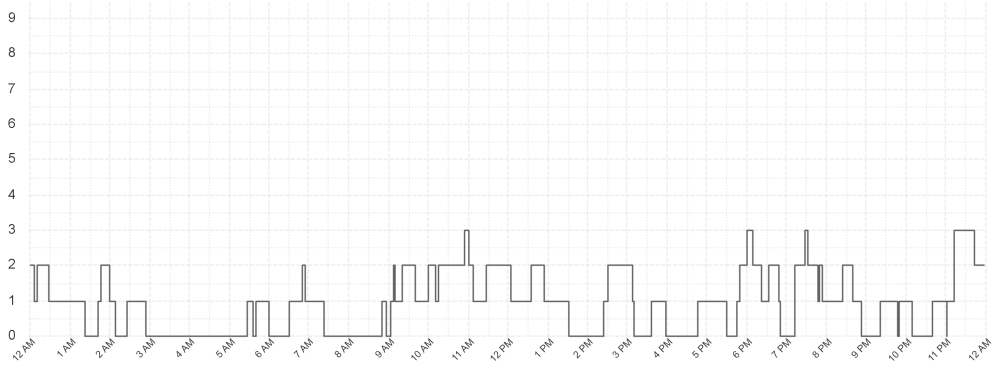
Median Response Time



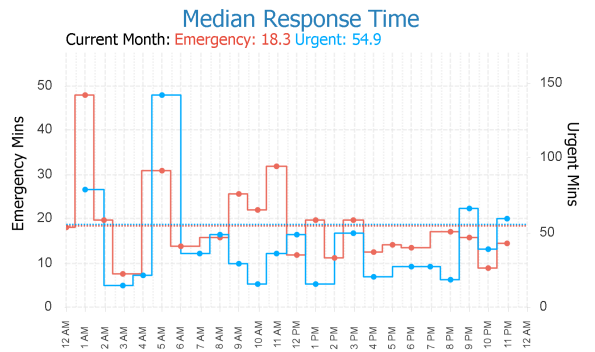
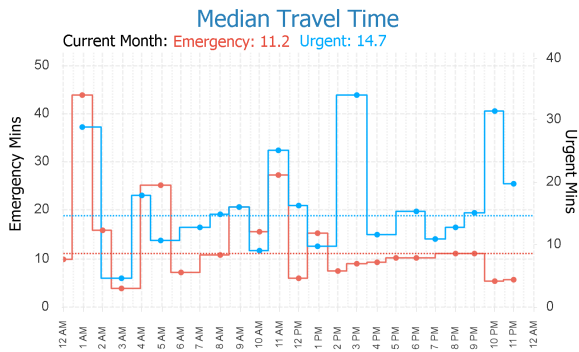
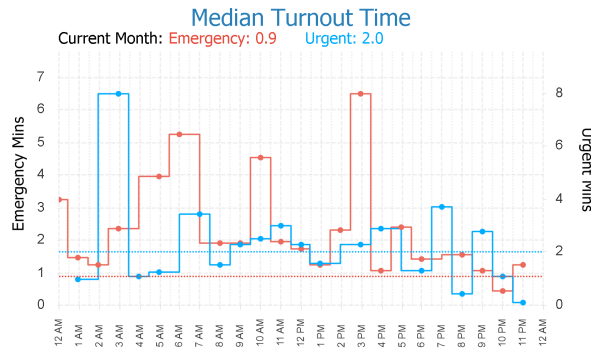
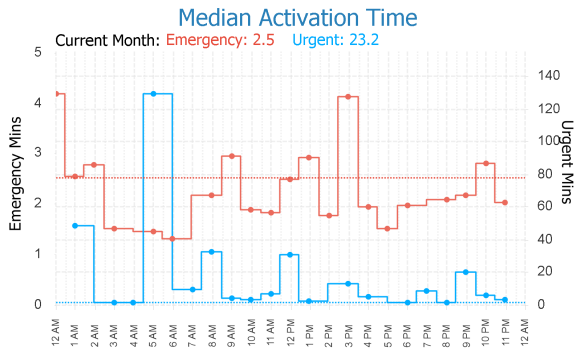
EMS Utilisation By Hour



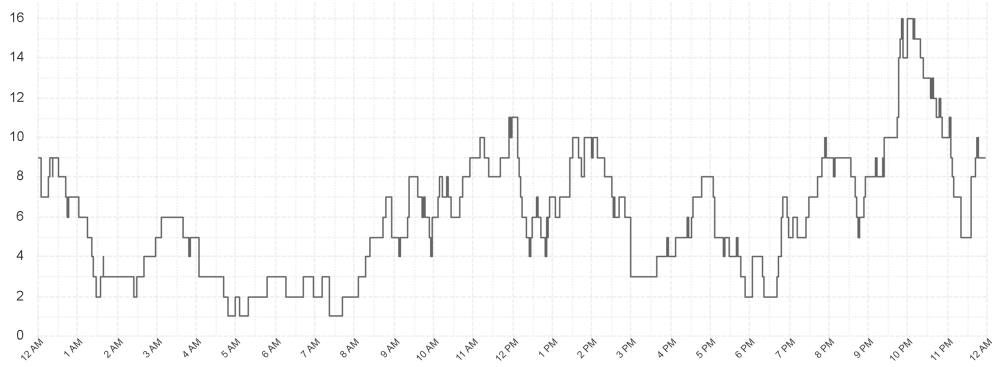
Ambulances at Hospital By Hour



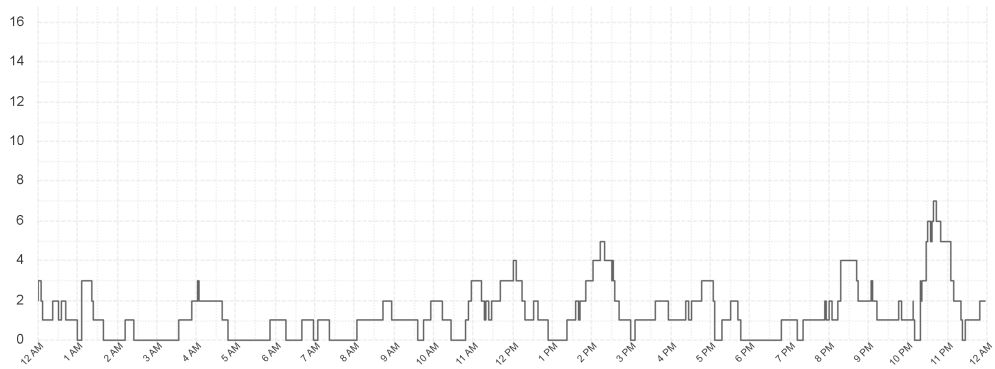
Southern Region



EMS Utilisation By Hour



Ambulances at Hospital By Hour



Outlier Activity

Activation Time Outliers

Incident Number	Call Time	Region	Initial Priority	Activation Time (mins)
000089-20072024	9:34 AM	North	I	8
000147-20072024	12:34 PM	South	I	5
000166-20072024	1:24 PM	N West	I	6

Turnout Time Outliers

Incident Number	Call Time	Region	Initial Priority	Fleet Number	Turnout Time (mins)
000003-20072024	12:10 AM	North	I	713	7
000003-20072024	12:10 AM	North	I	752	5
000040-20072024	04:53 AM	N West	I	873	5
000054-20072024	06:42 AM	South	I	875	5
000102-20072024	10:06 AM	North	I	799	6
000103-20072024	10:06 AM	South	I	861	8
000213-20072024	03:52 PM	South	I	700	7
000262-20072024	06:48 PM	North	I	729	8
000324-20072024	09:48 PM	South	I	892	6
000329-20072024	10:03 PM	North	I	783	37

Glossary

EMS Emergency

An immediately life threatening incident. On-road resources must mobilise as soon as possible and respond using emergency warning devices.
Includes: EMS Incident Type. Priority 0 & 1.

EMS Urgent

An incident which should have a clinician on scene within 60 minutes. On-road resources must mobilise as soon as possible but respond without using emergency warning devices.
Includes: EMS Incident Type. Priority 2,3,4.

Other

Non Urgent EMS incidents. Patient Travel and Interfacility Coordination jobs. Search and Rescue jobs

Outliers

Emergency Incidents with Activation and Turnout times greater than 5 minutes.

From: PerformanceReporting@ambulance.tas.gov.au
 Sent: Monday, 22 July 2024 6:02 AM
 Subject: Ambulance Tasmania Daily Activity Report

Ambulance Tasmania Daily Report: Sun 21 Jul



Current July MERT: 15.6

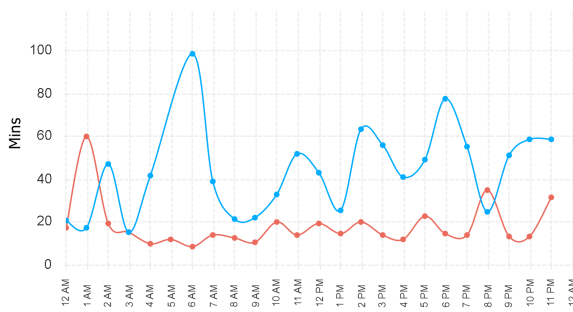
	Incidents			Total
	South	North	North West	
EMS Emergency	77	20	26	123
EMS Urgent	65	38	30	133
Other	15	13	14	42
Total	157	71	70	298

	Median Emergency Performance			
	South	North	North West	Total
Activation	2.8	2.0	1.8	2.4
Turnout	0.9	1.6	1.4	1.3
Travel	10.6	6.8	7.0	9.8
Response	19.3	13.0	12.3	15.9

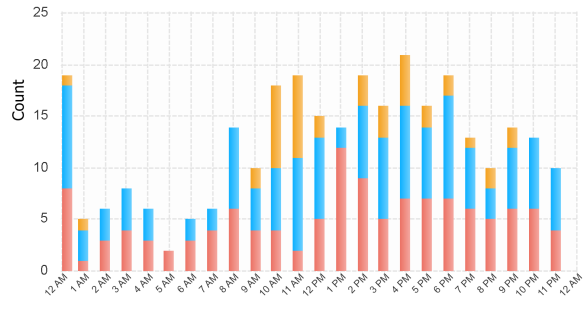
Legend

Emergency Urgent Other

Median Response Time By Hour

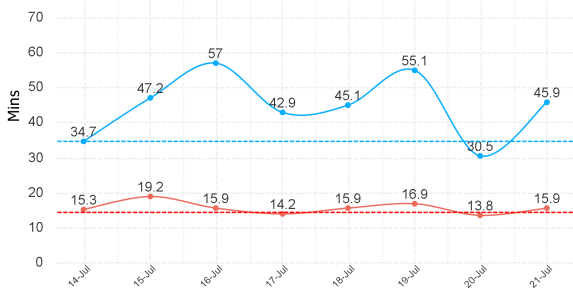


Incident Count by Hour

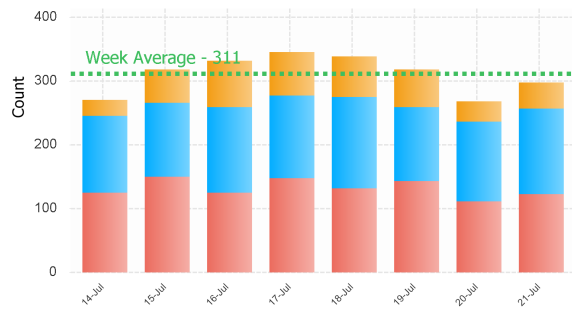


Previous Week Response Time

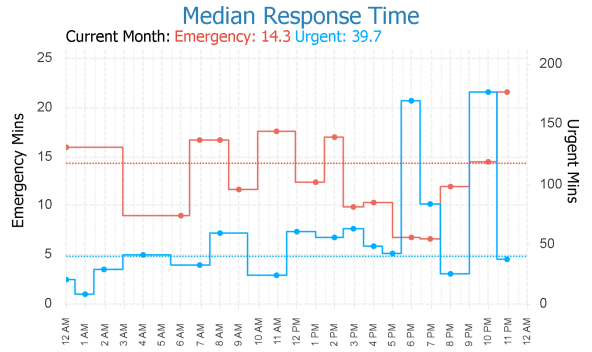
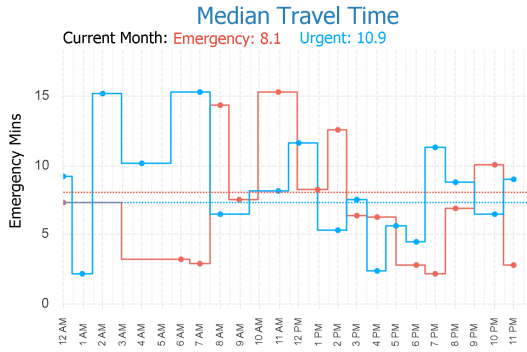
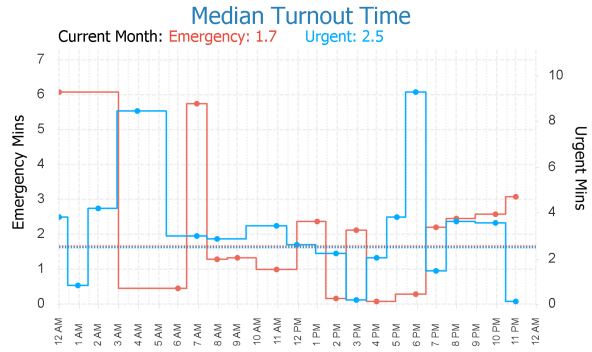
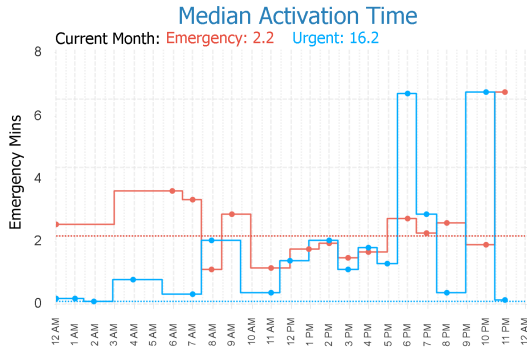
Weekly Median: Emergency: 14.4 Urgent: 34.6



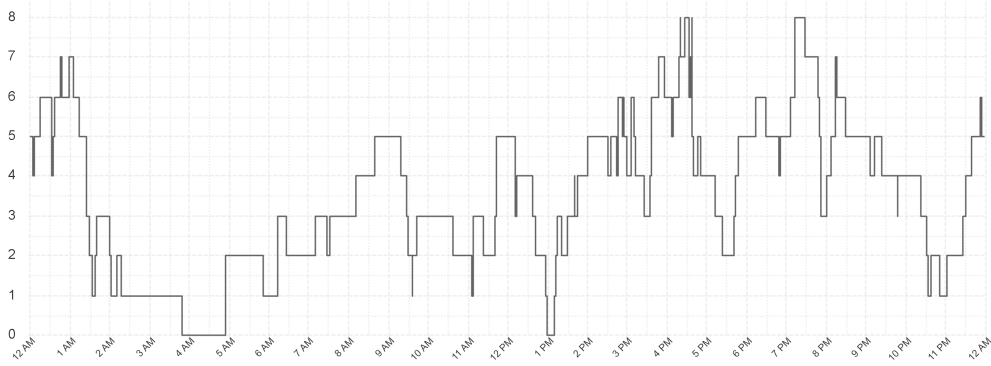
Previous Week Incident Count



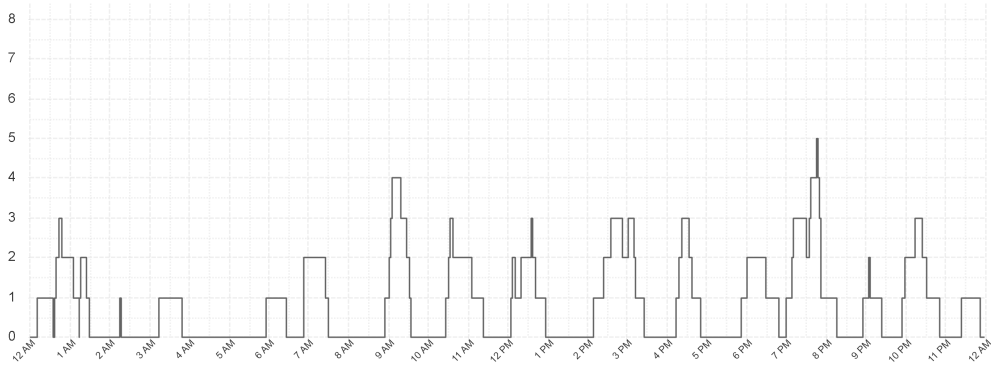
Northern Region



EMS Utilisation By Hour

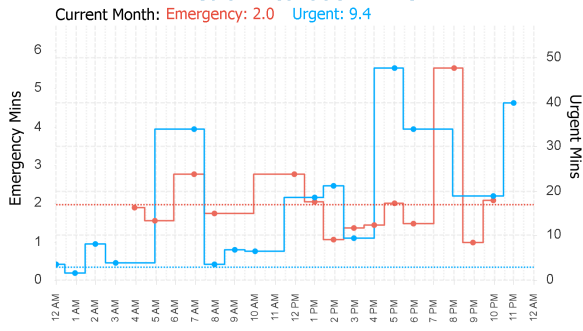


Ambulances at Hospital By Hour

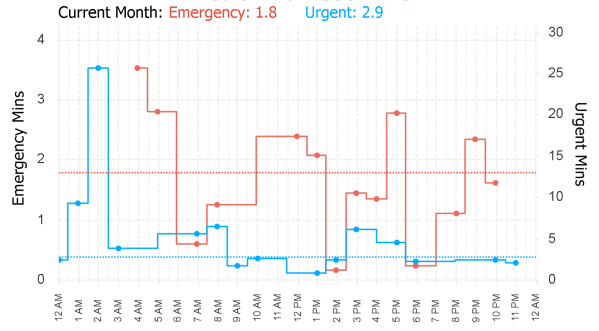


North Western Region

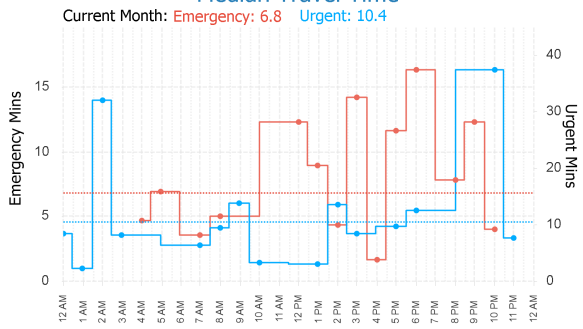
Median Activation Time



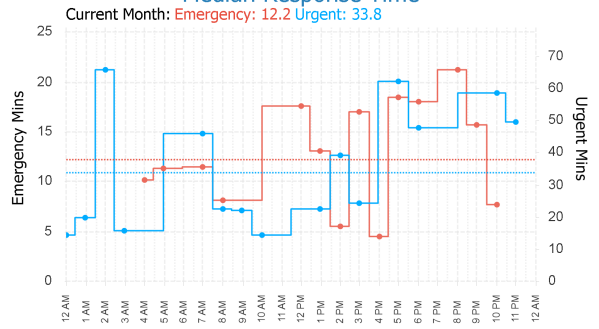
Median Turnout Time



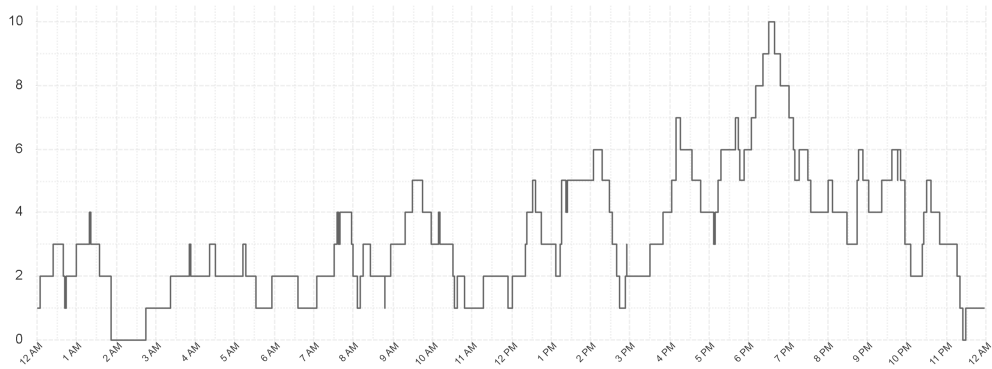
Median Travel Time



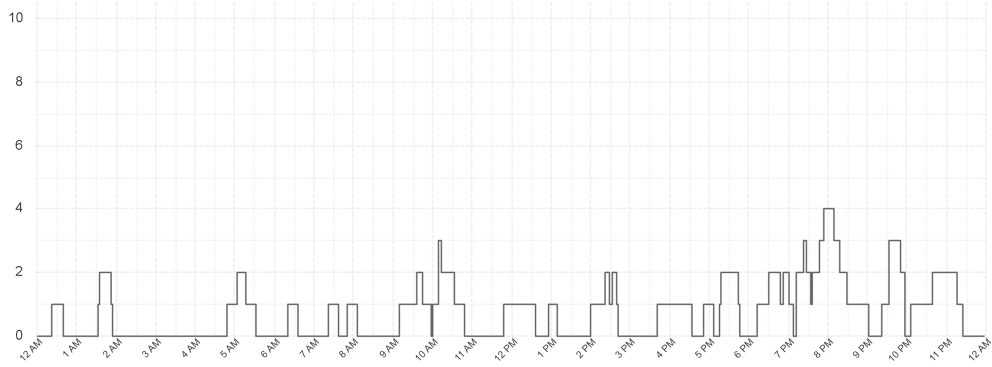
Median Response Time



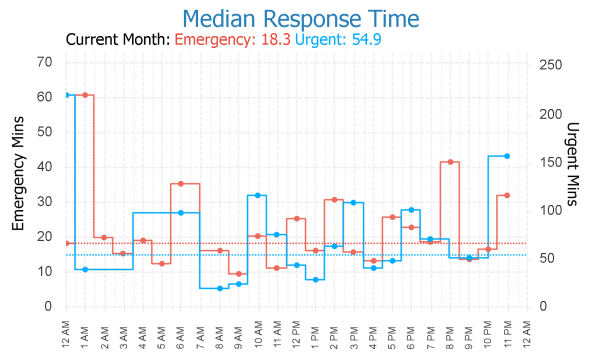
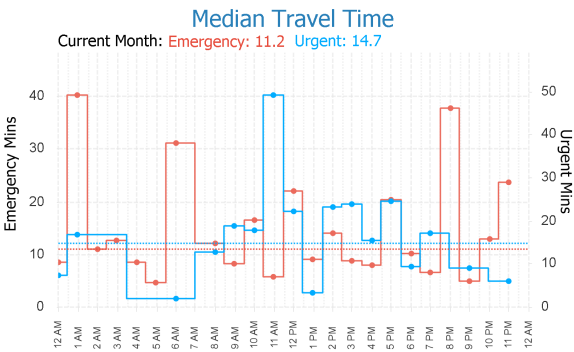
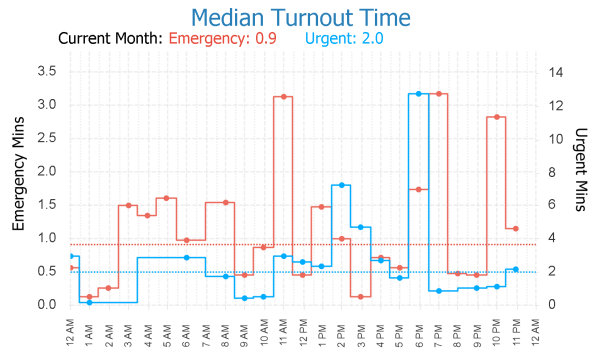
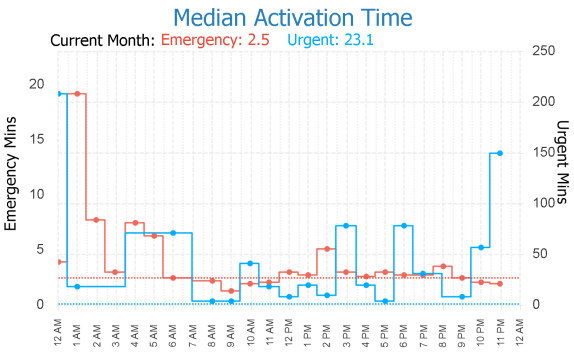
EMS Utilisation By Hour



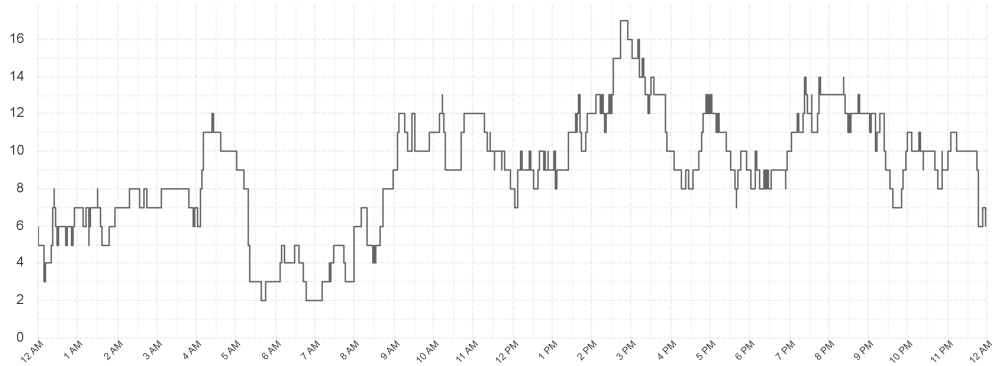
Ambulances at Hospital By Hour



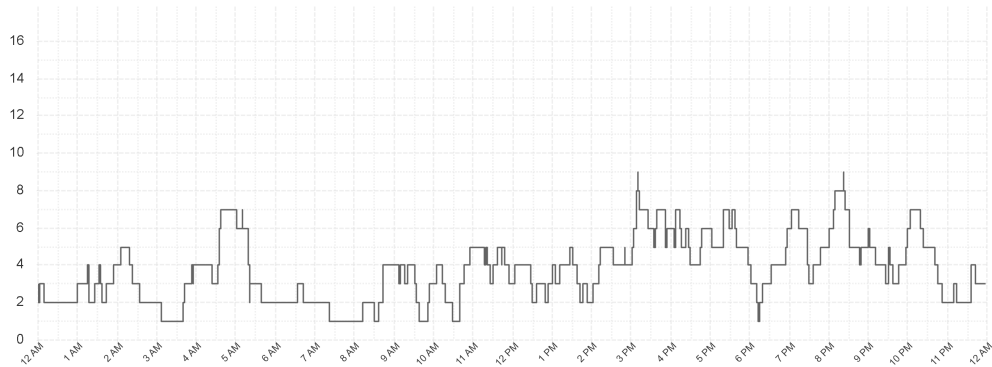
Southern Region



EMS Utilisation By Hour



Ambulances at Hospital By Hour



Outlier Activity

Activation Time Outliers

Incident Number	Call Time	Region	Initial Priority	Activation Time (mins)
000007-21072024	12:21 AM	South	I	11
000024-21072024	1:01 AM	South	I	19
000036-21072024	2:11 AM	South	I	9
000039-21072024	2:19 AM	South	I	8
000062-21072024	5:42 AM	South	I	6
000078-21072024	7:36 AM	N West	I	5
000191-21072024	1:27 PM	South	I	5
000201-21072024	2:00 PM	South	I	23
000203-21072024	2:01 PM	South	I	7
000216-21072024	2:48 PM	South	I	5
000335-21072024	8:10 PM	South	I	5

Turnout Time Outliers

Incident Number	Call Time	Region	Initial Priority	Fleet Number	Turnout Time (mins)
000003-21072024	12:06 AM	North	I	731	6
000074-21072024	07:28 AM	North	I	731	6
000074-21072024	07:28 AM	North	I	752	11
000188-21072024	01:24 PM	N West	I	730	10
000216-21072024	02:48 PM	South	I	887	6
000315-21072024	07:02 PM	South	I	850	9

Glossary

EMS Emergency

An immediately life threatening incident. On-road resources must mobilise as soon as possible and respond using emergency warning devices. Includes: EMS Incident Type. Priority 0 & 1.

EMS Urgent

An incident which should have a clinician on scene within 60 minutes. On-road resources must mobilise as soon as possible but respond without using emergency warning devices. Includes: EMS Incident Type. Priority 2,3,4.

Other

Non Urgent EMS incidents. Patient Travel and Interfacility Coordination jobs. Search and Rescue jobs

Outliers

Emergency Incidents with Activation and Turnout times greater than 5 minutes.

From: PerformanceReporting@ambulance.tas.gov.au
Sent: Tuesday, 23 July 2024 6:01 AM
Subject: Ambulance Tasmania Daily Activity Report

Ambulance Tasmania Daily Report: Mon 22 Jul



Current July MERT: 15.7

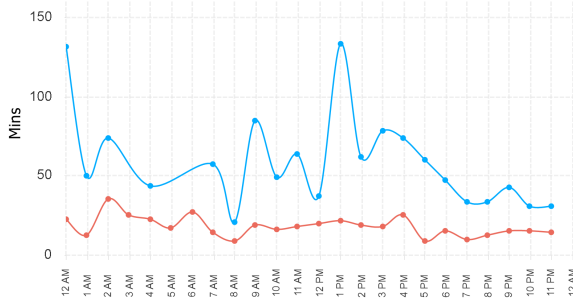
	Incidents			Total
	South	North	North West	
EMS Emergency	66	40	32	138
EMS Urgent	65	32	26	123
Other	30	26	10	66
Total	161	98	68	327

	Median Emergency Performance			
	South	North	North West	Total
Activation	2.2	2.0	2.5	2.2
Turnout	1.6	1.9	1.9	1.7
Travel	10.6	8.1	11.2	10.0
Response	18.2	15.9	15.8	16.2

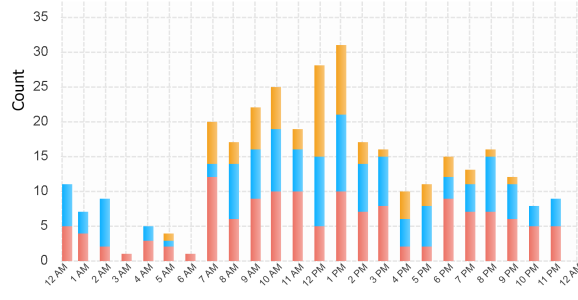
Legend

■ Emergency
 ■ Urgent
 ■ Other

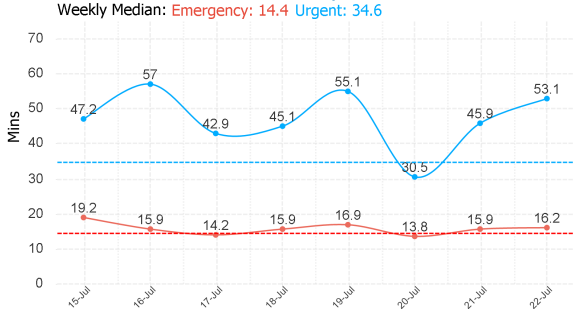
Median Response Time By Hour



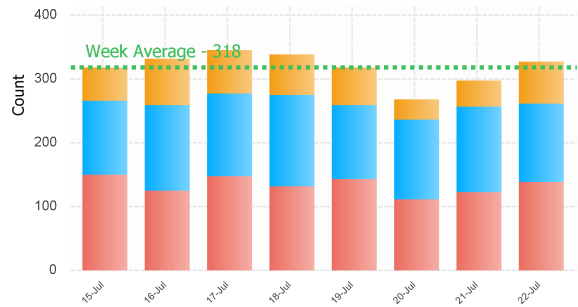
Incident Count by Hour



Previous Week Response Time



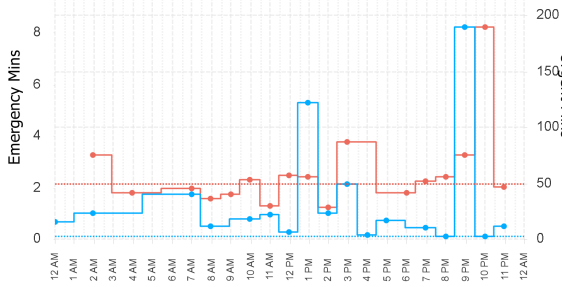
Previous Week Incident Count



Northern Region

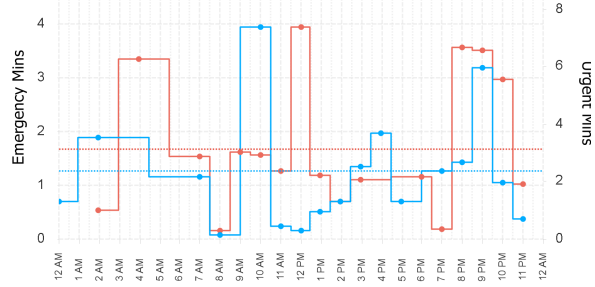
Median Activation Time

Current Month: **Emergency: 2.2** **Urgent: 16.3**



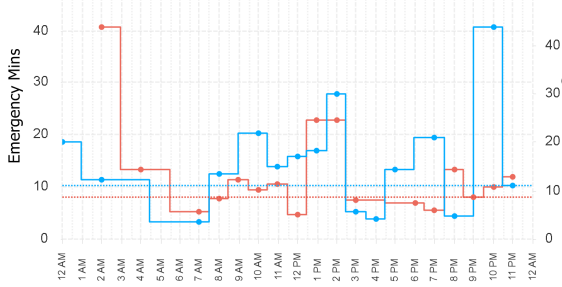
Median Turnout Time

Current Month: **Emergency: 1.7** **Urgent: 2.4**



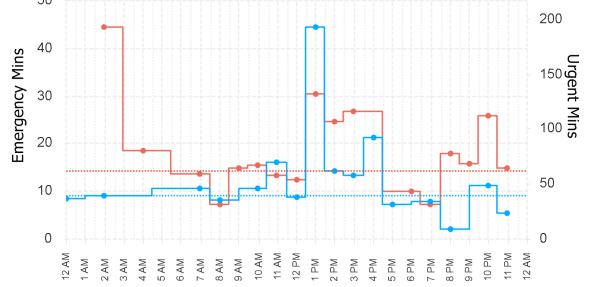
Median Travel Time

Current Month: **Emergency: 8.1** **Urgent: 11.0**

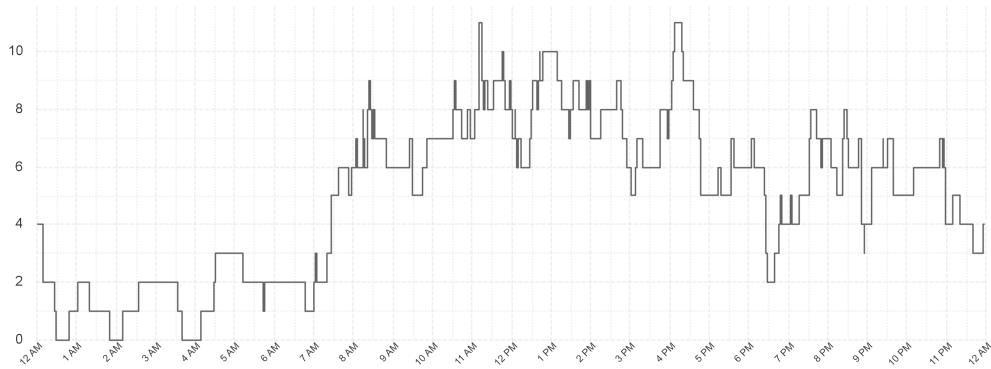


Median Response Time

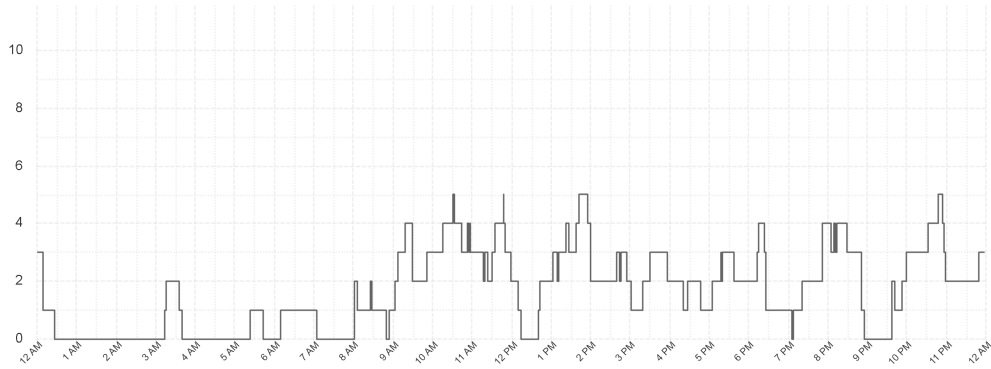
Current Month: **Emergency: 14.4** **Urgent: 39.8**



EMS Utilisation By Hour



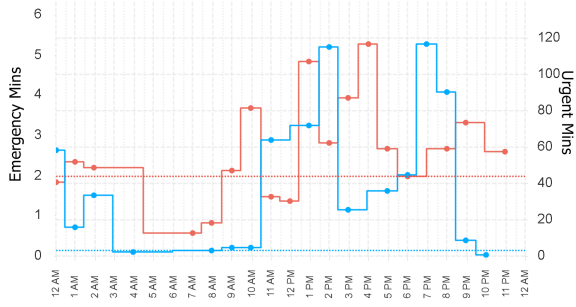
Ambulances at Hospital By Hour



North Western Region

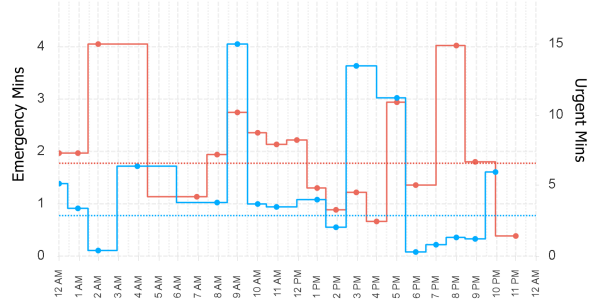
Median Activation Time

Current Month: **Emergency: 2.0** **Urgent: 9.4**



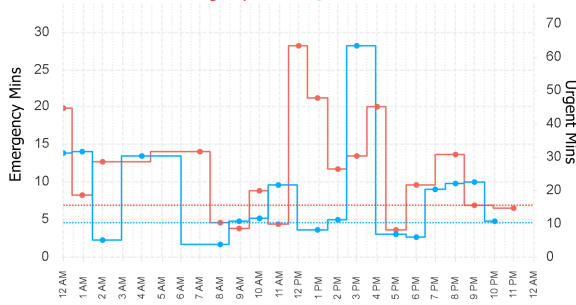
Median Turnout Time

Current Month: **Emergency: 1.8** **Urgent: 2.9**



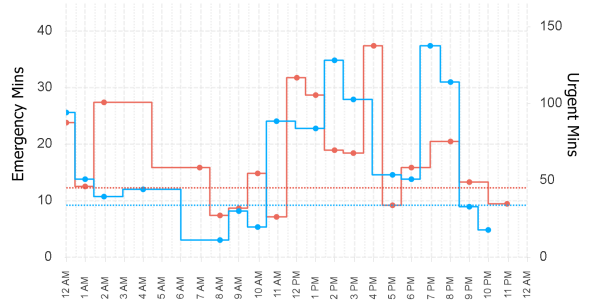
Median Travel Time

Current Month: **Emergency: 6.9** **Urgent: 10.5**

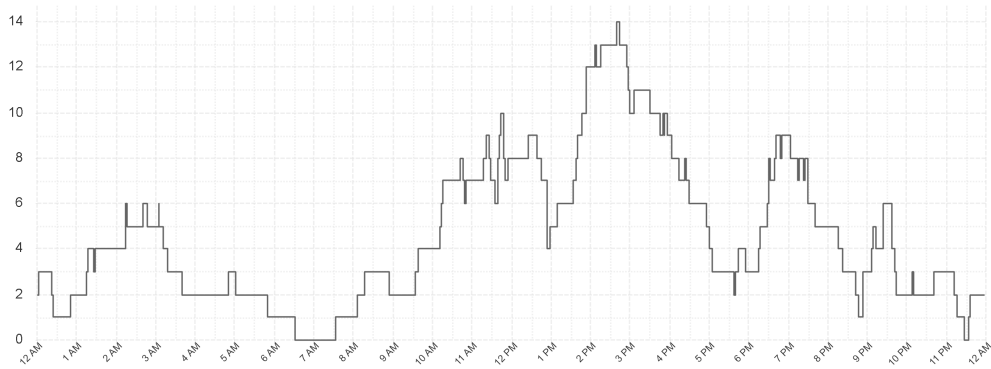


Median Response Time

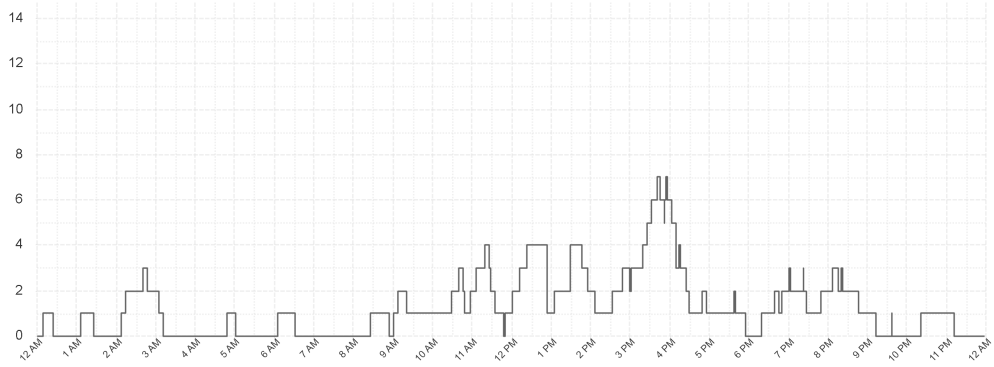
Current Month: **Emergency: 12.3** **Urgent: 33.9**



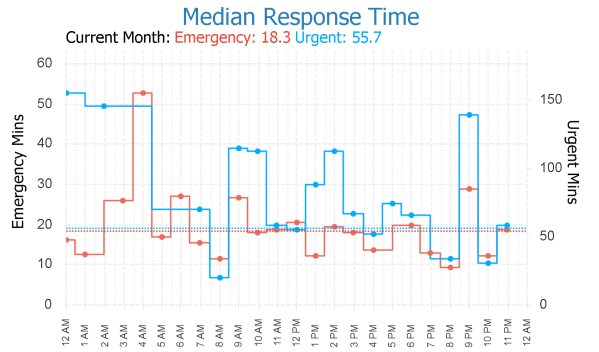
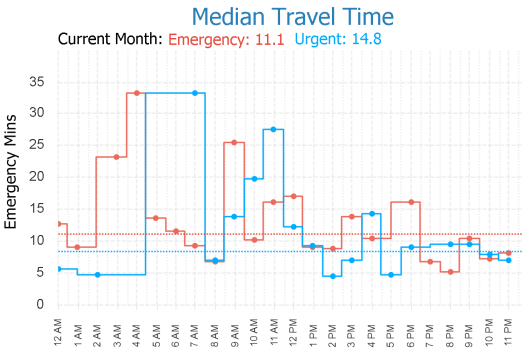
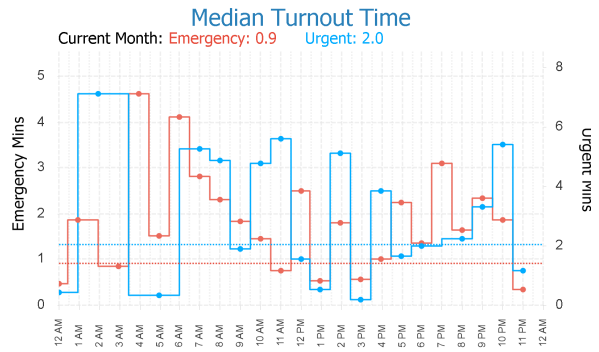
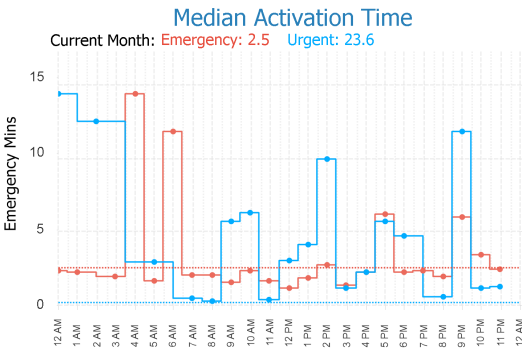
EMS Utilisation By Hour



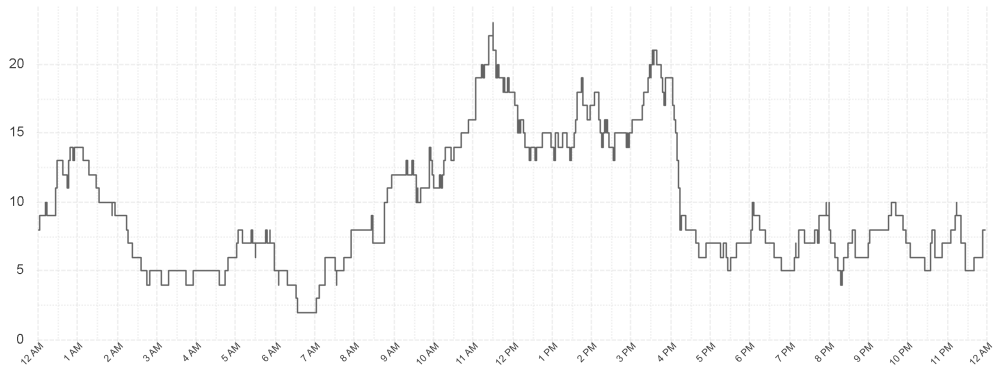
Ambulances at Hospital By Hour



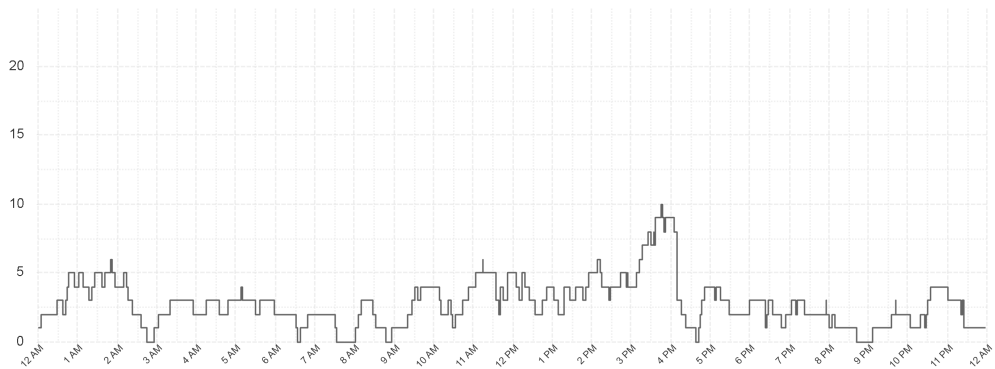
Southern Region



EMS Utilisation By Hour



Ambulances at Hospital By Hour



Outlier Activity

Activation Time Outliers

Incident Number	Call Time	Region	Initial Priority	Activation Time (mins)
000063-22072024	6:53 AM	South	I	11
000153-22072024	10:48 AM	N West	I	5
000233-22072024	1:30 PM	N West	I	6
000246-22072024	1:50 PM	N West	I	6
000281-22072024	3:00 PM	N West	I	7
000284-22072024	3:04 PM	North	I	7
000337-22072024	6:13 PM	N West	I	5
000354-22072024	6:48 PM	N West	I	9
000427-22072024	10:29 PM	South	I	6
000433-22072024	10:43 PM	North	I	8

Turnout Time Outliers

Incident Number	Call Time	Region	Initial Priority	Fleet Number	Turnout Time (mins)
000109-22072024	09:19 AM	South	I	892	5
000156-22072024	10:54 AM	North	I	729	8
000184-22072024	11:54 AM	N West	I	888	6
000360-22072024	07:03 PM	North	I	701	5
000376-22072024	07:38 PM	South	I	850	5
000387-22072024	08:19 PM	South	I	892	5

Glossary

EMS Emergency

An immediately life threatening incident. On-road resources must mobilise as soon as possible and respond using emergency warning devices.
Includes: EMS Incident Type. Priority 0 & 1.

EMS Urgent

An incident which should have a clinician on scene within 60 minutes. On-road resources must mobilise as soon as possible but respond without using emergency warning devices.
Includes: EMS Incident Type. Priority 2,3,4.

Other

Non Urgent EMS incidents. Patient Travel and Interfacility Coordination jobs. Search and Rescue jobs

Outliers

Emergency Incidents with Activation and Turnout times greater than 5 minutes.

From: PerformanceReporting@ambulance.tas.gov.au
 Sent: Wednesday, 24 July 2024 6:01 AM
 Subject: Ambulance Tasmania Daily Activity Report

Ambulance Tasmania Daily Report: Tue 23 Jul



Current July MERT: 15.7

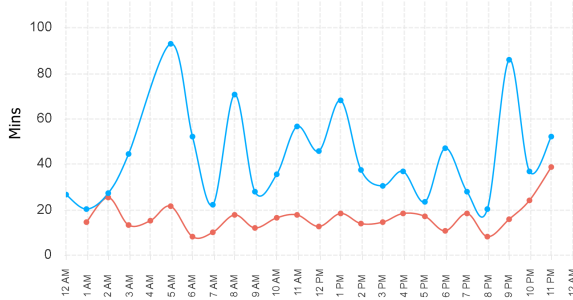
	Incidents			Total
	South	North	North West	
EMS Emergency	68	36	32	136
EMS Urgent	59	37	34	130
Other	19	20	16	55
Total	146	93	82	321

	Median Emergency Performance			Total
	South	North	North West	
Activation	2.9	1.8	2.1	2.2
Turnout	0.7	1.7	1.8	1.3
Travel	10.2	8.8	5.2	9.0
Response	20.5	12.6	9.7	14.9

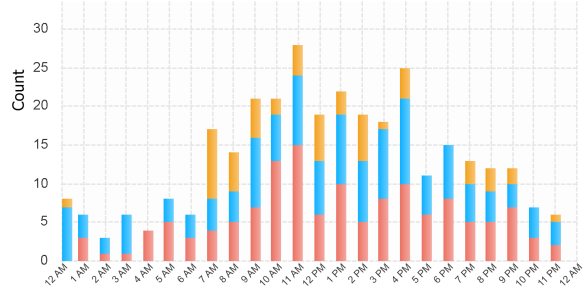
Legend

Emergency Urgent Other

Median Response Time By Hour

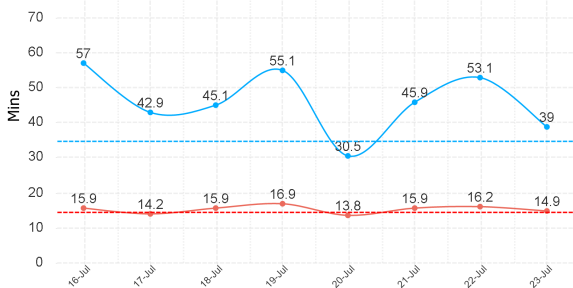


Incident Count by Hour

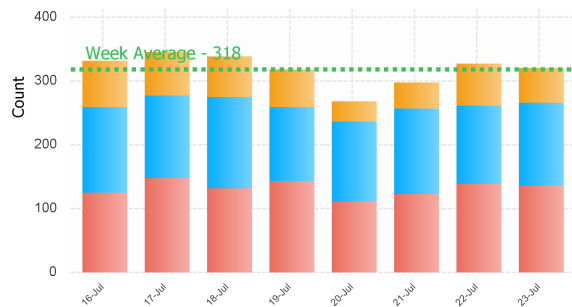


Previous Week Response Time

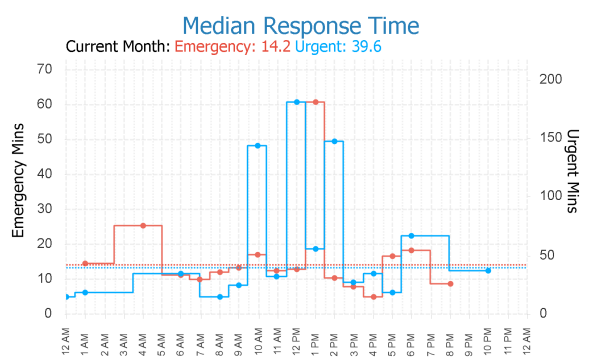
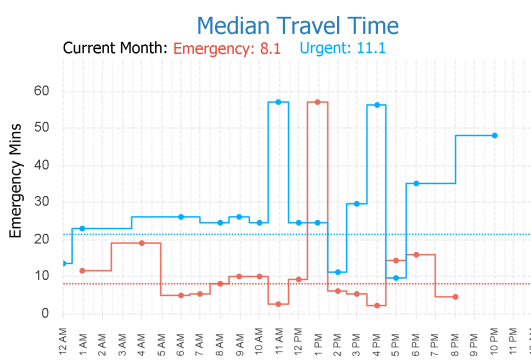
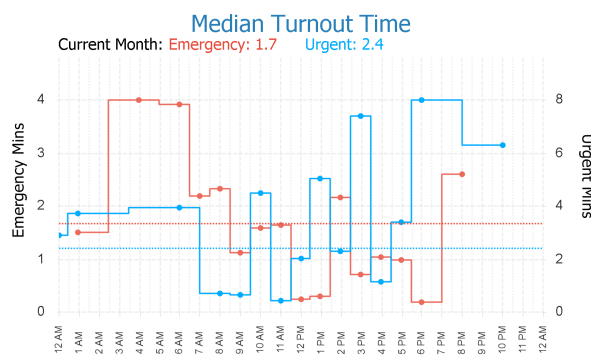
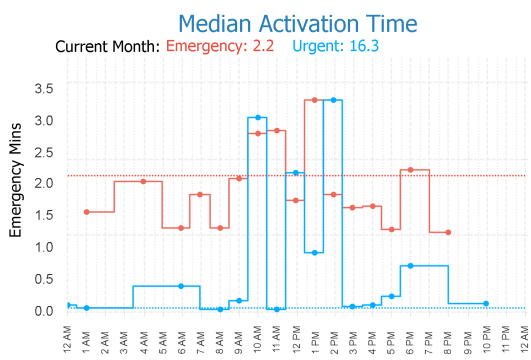
Weekly Median: Emergency: 14.4 Urgent: 34.6



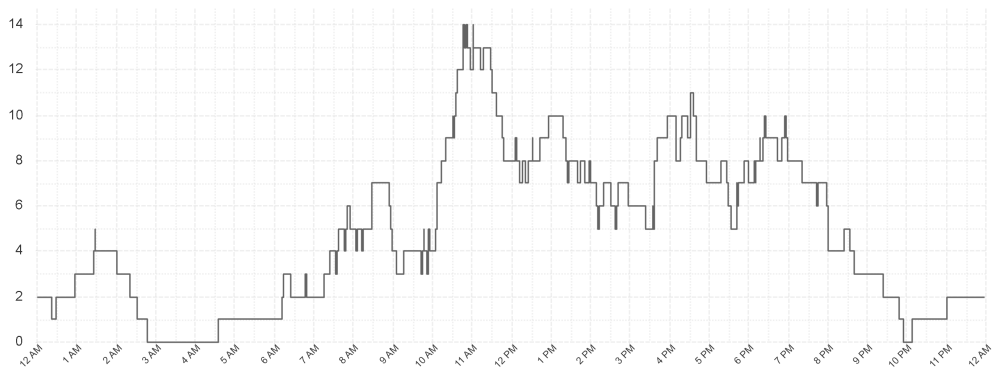
Previous Week Incident Count



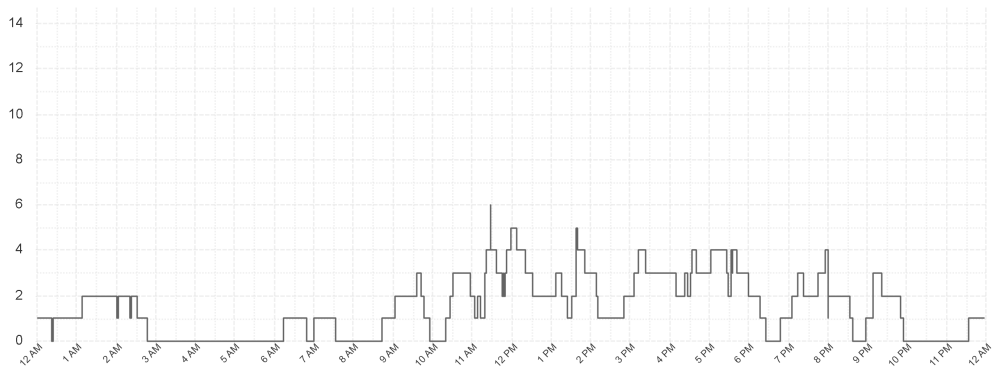
Northern Region



EMS Utilisation By Hour

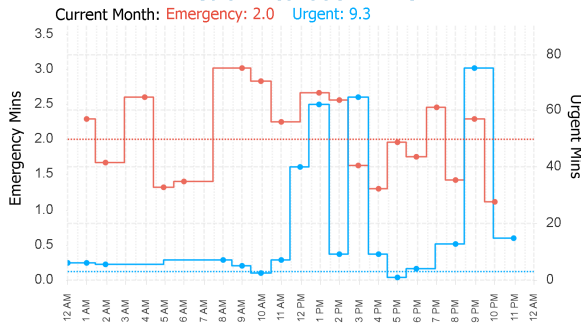


Ambulances at Hospital By Hour

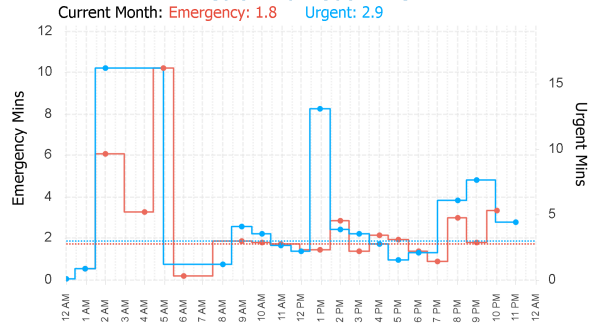


North Western Region

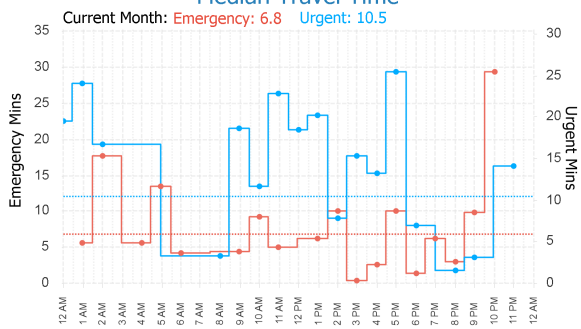
Median Activation Time



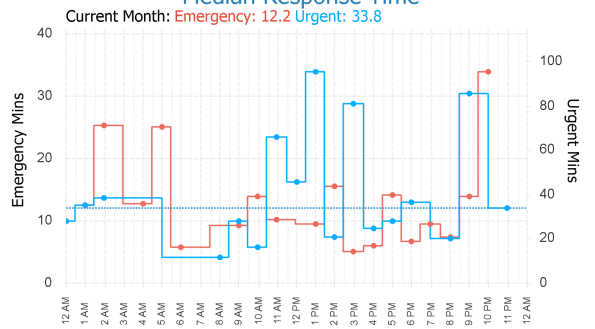
Median Turnout Time



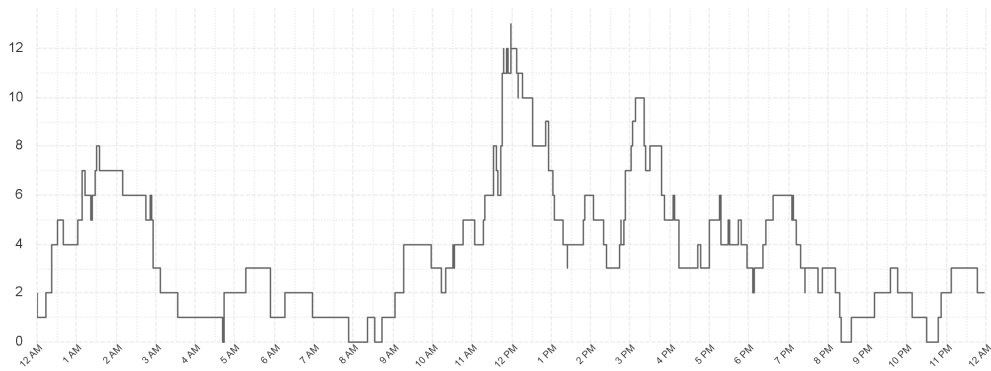
Median Travel Time



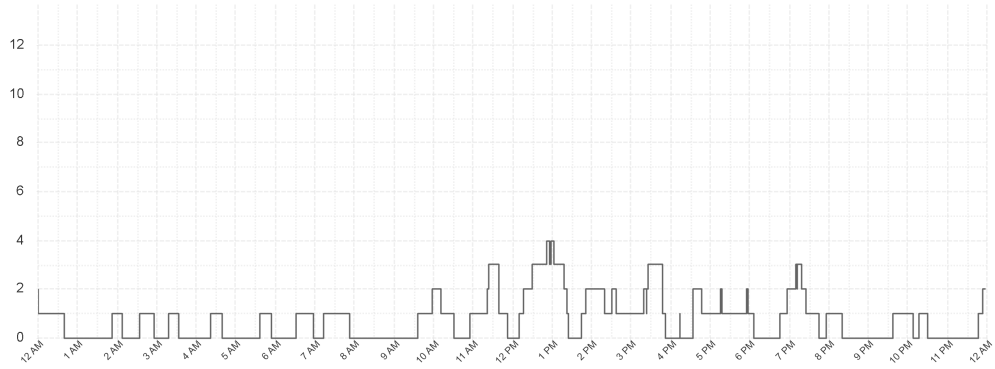
Median Response Time



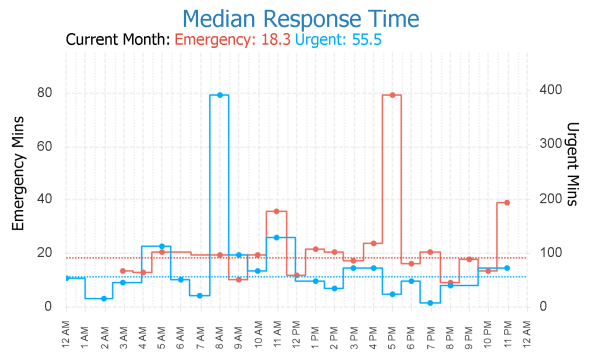
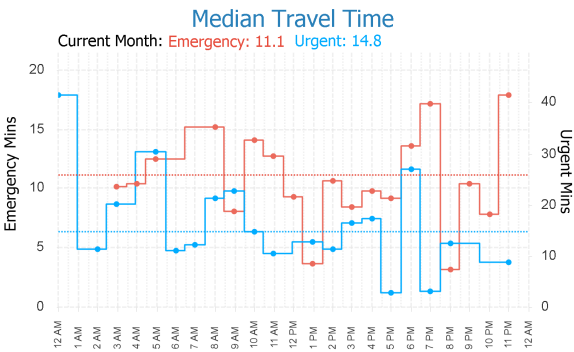
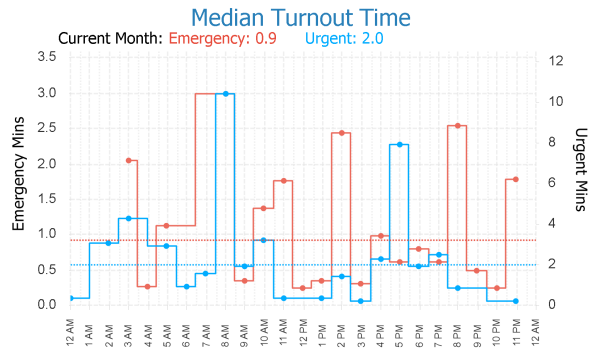
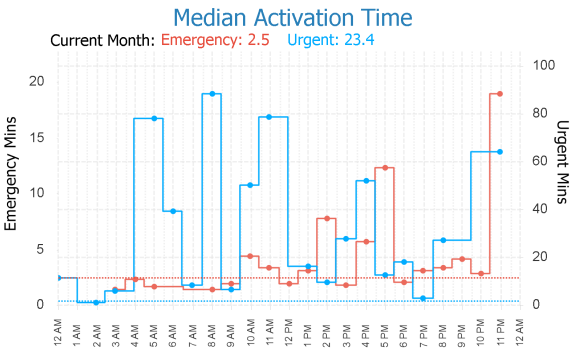
EMS Utilisation By Hour



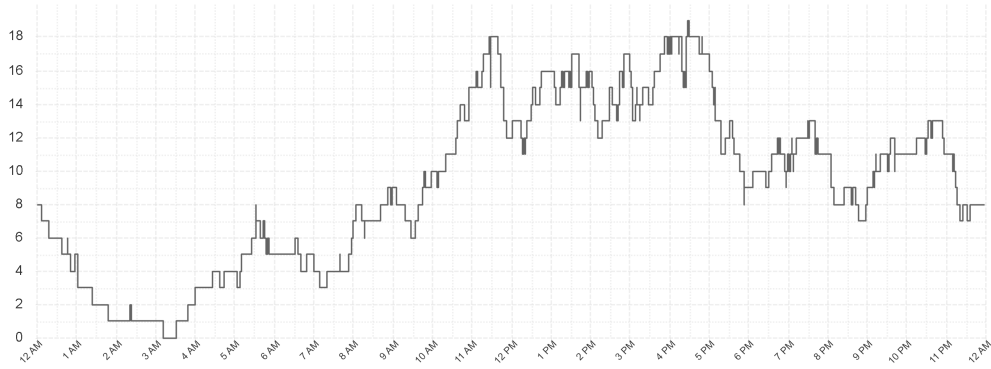
Ambulances at Hospital By Hour



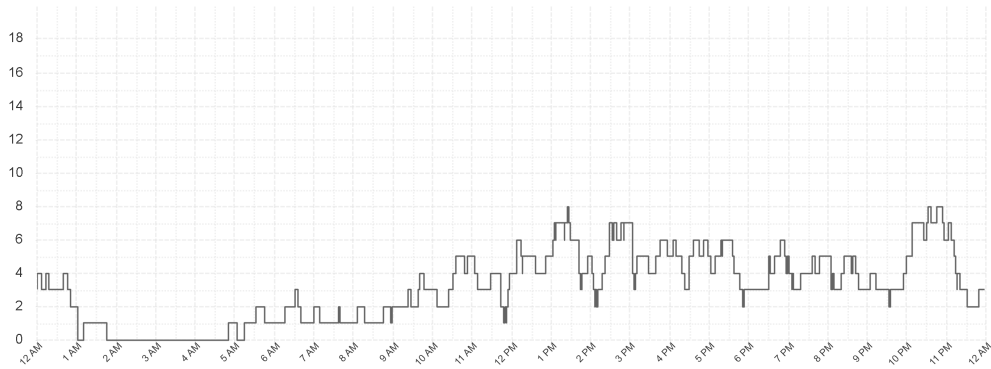
Southern Region



EMS Utilisation By Hour



Ambulances at Hospital By Hour



Outlier Activity

Activation Time Outliers

Incident Number	Call Time	Region	Initial Priority	Activation Time (mins)
000045-23072024	5:28 AM	South	I	6
000124-23072024	10:16 AM	North	I	5
000152-23072024	11:00 AM	South	I	5
000221-23072024	1:23 PM	South	I	5
000234-23072024	1:53 PM	South	I	6
000248-23072024	2:22 PM	South	I	8
000274-23072024	3:42 PM	South	I	11
000291-23072024	4:24 PM	South	I	6
000295-23072024	4:31 PM	South	I	12
000297-23072024	4:34 PM	South	I	11
000391-23072024	9:37 PM	South	I	6
000409-23072024	10:32 PM	South	I	6
000417-23072024	11:06 PM	South	I	6

Turnout Time Outliers

Incident Number	Call Time	Region	Initial Priority	Fleet Number	Turnout Time (mins)
000024-23072024	02:09 AM	N West	I	866	6
000042-23072024	05:17 AM	N West	I	866	10
000115-23072024	09:54 AM	North	I	783	17
000120-23072024	10:03 AM	North	I	705	6
000386-23072024	09:31 PM	South	I	861	7

Glossary

EMS Emergency

An immediately life threatening incident. On-road resources must mobilise as soon as possible and respond using emergency warning devices. Includes: EMS Incident Type. Priority 0 & 1.

EMS Urgent

An incident which should have a clinician on scene within 60 minutes. On-road resources must mobilise as soon as possible but respond without using emergency warning devices. Includes: EMS Incident Type. Priority 2,3,4.

Other

Non Urgent EMS incidents. Patient Travel and Interfacility Coordination jobs. Search and Rescue jobs

Outliers

Emergency Incidents with Activation and Turnout times greater than 5 minutes.

From: PerformanceReporting@ambulance.tas.gov.au
 Sent: Thursday, 25 July 2024 8:04 AM
 Subject: Ambulance Tasmania Daily Activity Report

Ambulance Tasmania Daily Report: Wed 24 Jul



Current July MERT: 15.6

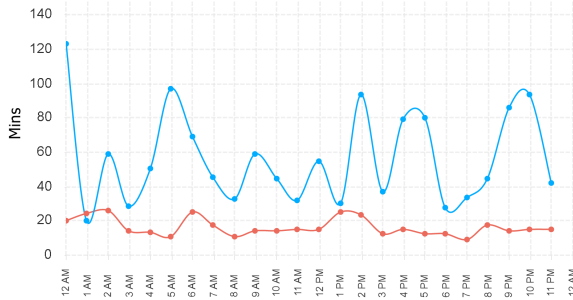
	Incidents			Total
	South	North	North West	
EMS Emergency	73	36	28	137
EMS Urgent	67	28	35	130
Other	20	18	12	50
Total	160	82	75	317

	Median Emergency Performance			
	South	North	North West	Total
Activation	2.3	2.2	1.8	2.2
Turnout	0.8	1.6	1.9	1.2
Travel	12.5	7.9	5.2	9.8
Response	17.4	15.1	10.0	15.4

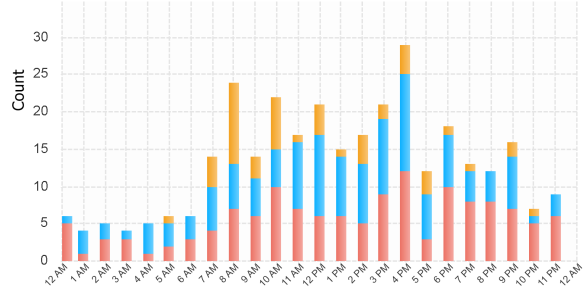
Legend

Emergency Urgent Other

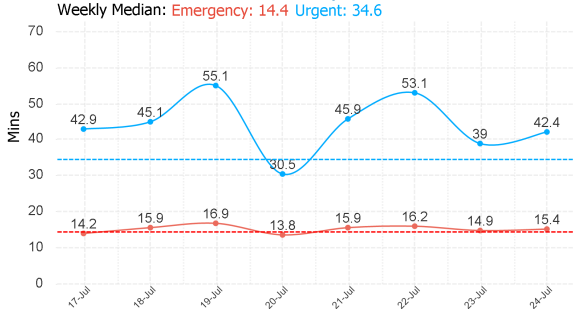
Median Response Time By Hour



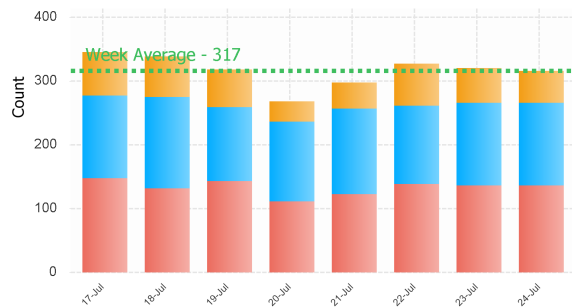
Incident Count by Hour



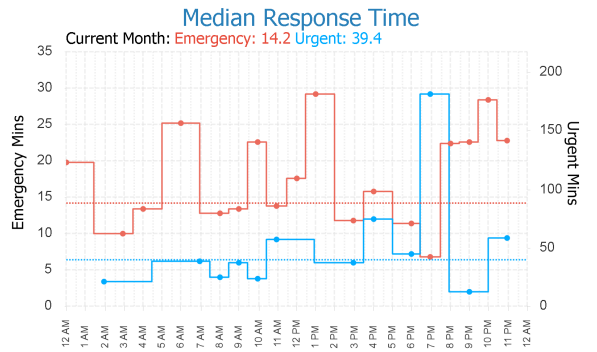
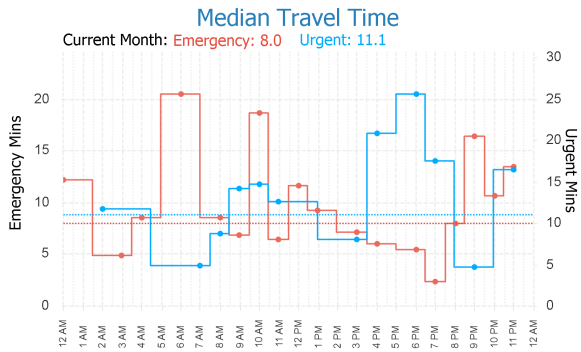
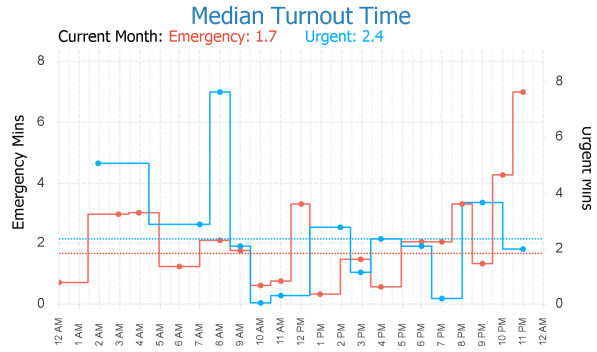
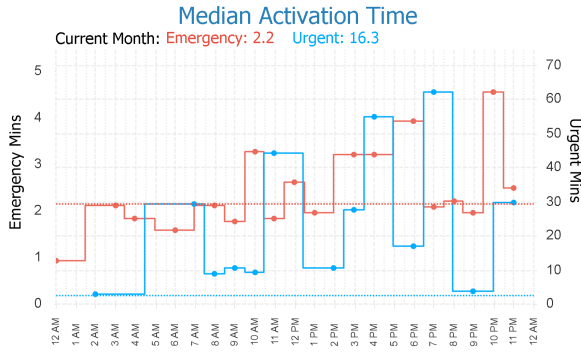
Previous Week Response Time



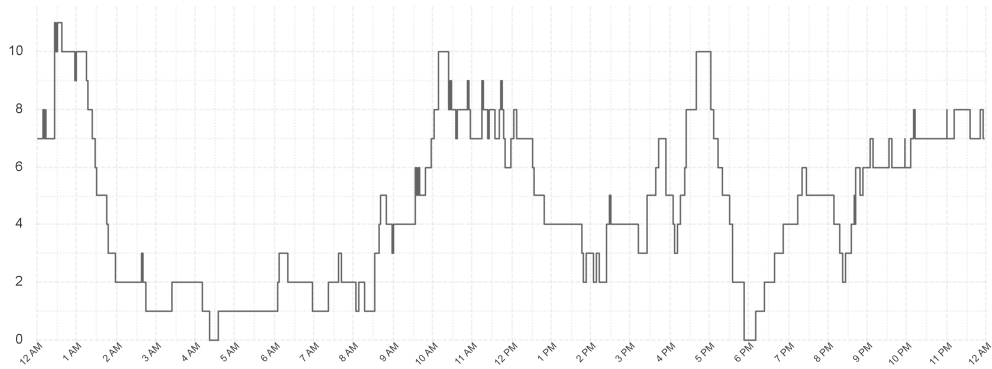
Previous Week Incident Count



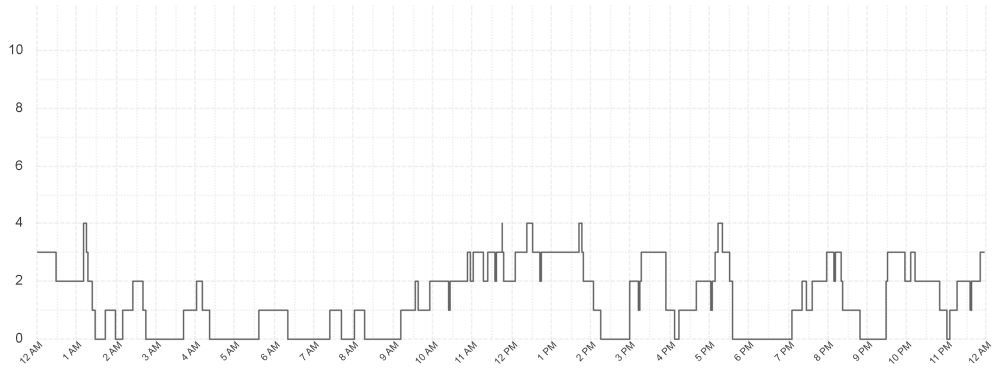
Northern Region



EMS Utilisation By Hour

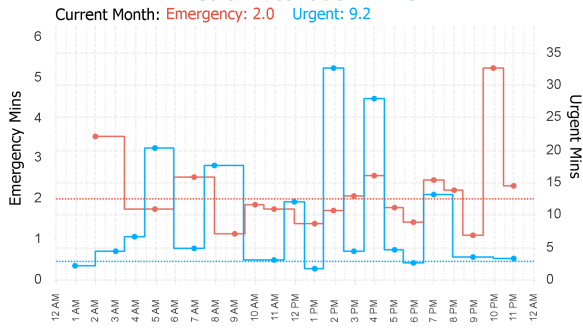


Ambulances at Hospital By Hour

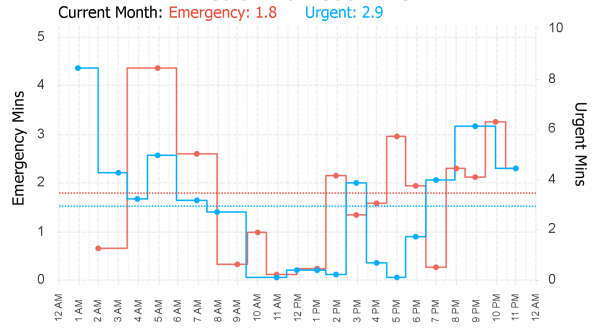


North Western Region

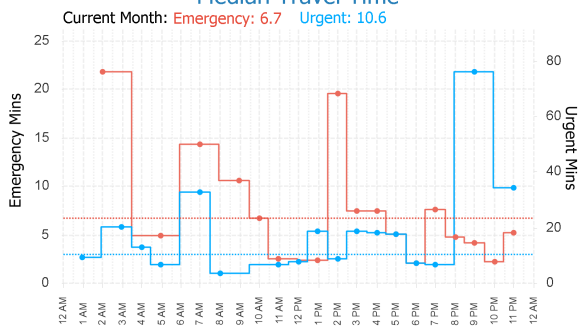
Median Activation Time



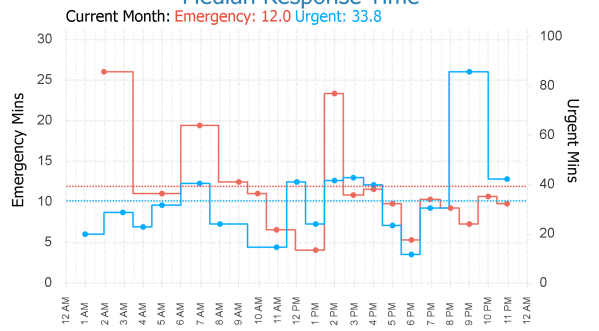
Median Turnout Time



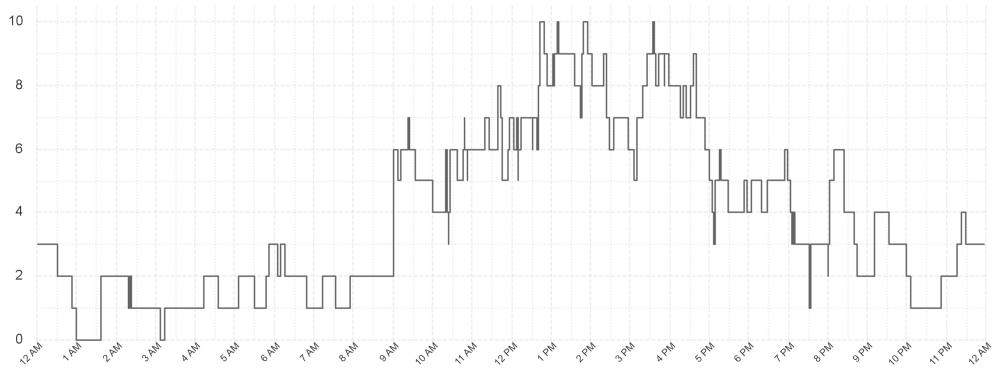
Median Travel Time



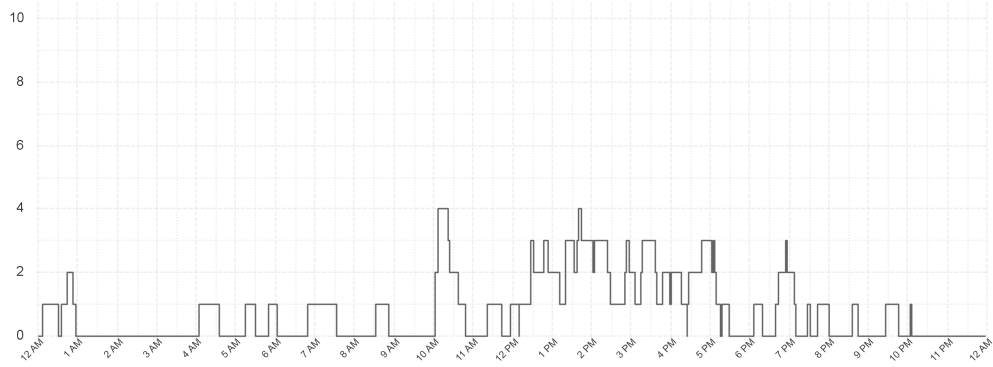
Median Response Time



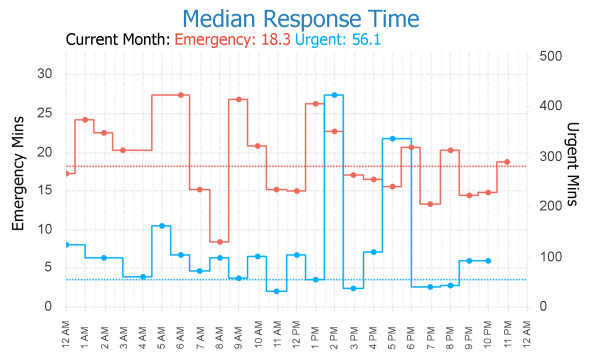
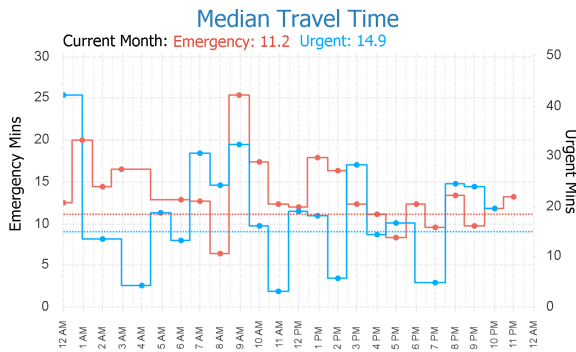
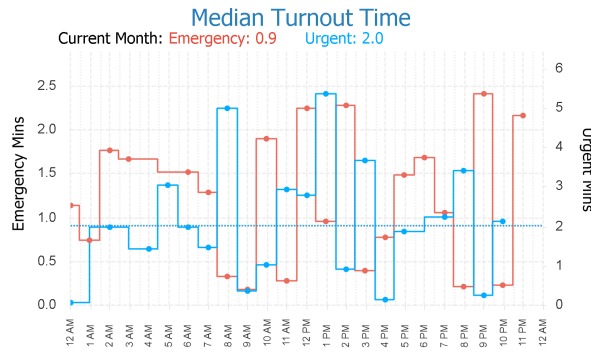
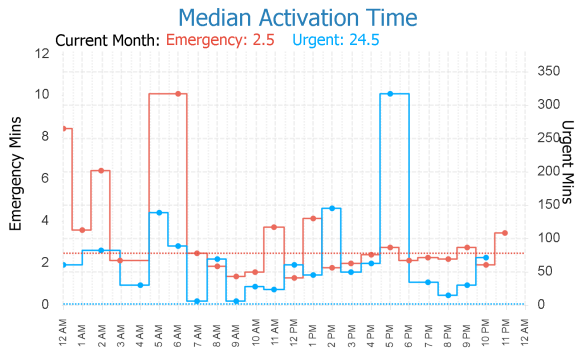
EMS Utilisation By Hour



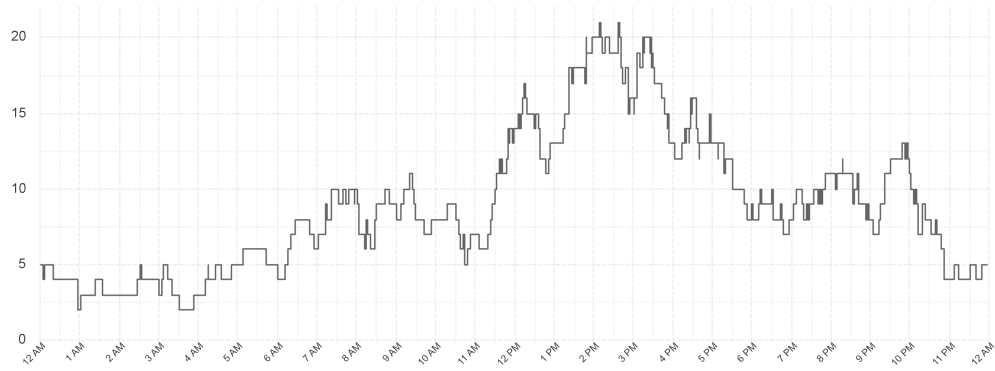
Ambulances at Hospital By Hour



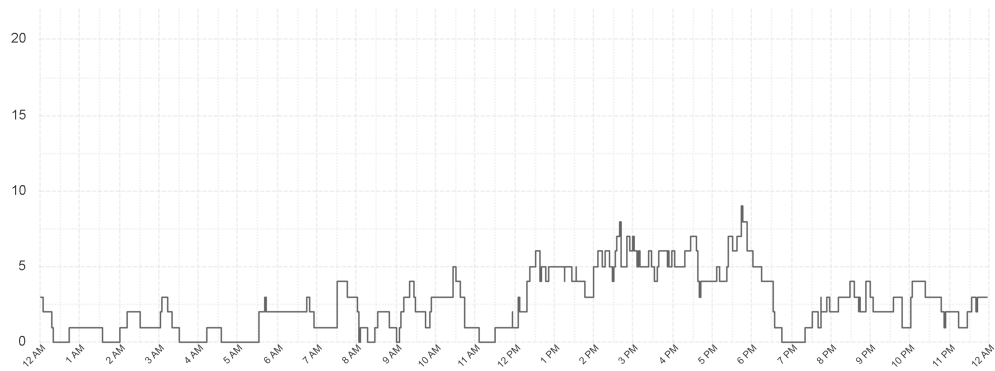
Southern Region



EMS Utilisation By Hour



Ambulances at Hospital By Hour



Outlier Activity

Activation Time Outliers

Incident Number	Call Time	Region	Initial Priority	Activation Time (mins)
000001-24072024	11:59 PM	South	I	8
000004-24072024	12:19 AM	South	I	44
000025-24072024	2:57 AM	South	I	9
000060-24072024	6:56 AM	South	I	18
000225-24072024	1:59 PM	South	I	6
000350-24072024	6:43 PM	South	I	14
000358-24072024	6:59 PM	South	I	8
000422-24072024	10:49 PM	N West	I	5
000432-24072024	11:45 PM	South	I	5

Turnout Time Outliers

Incident Number	Call Time	Region	Initial Priority	Fleet Number	Turnout Time (mins)
000106-24072024	09:40 AM	North	I	705	9
000203-24072024	12:54 PM	South	I	855	7
000242-24072024	02:53 PM	South	I	792	8
000398-24072024	09:13 PM	South	I	887	5
000420-24072024	10:47 PM	North	I	893	7
000429-24072024	11:11 PM	North	I	704	13

Glossary

EMS Emergency

An immediately life threatening incident. On-road resources must mobilise as soon as possible and respond using emergency warning devices.
Includes: EMS Incident Type. Priority 0 & 1.

EMS Urgent

An incident which should have a clinician on scene within 60 minutes. On-road resources must mobilise as soon as possible but respond without using emergency warning devices.
Includes: EMS Incident Type. Priority 2,3,4.

Other

Non Urgent EMS incidents. Patient Travel and Interfacility Coordination jobs. Search and Rescue jobs

Outliers

Emergency Incidents with Activation and Turnout times greater than 5 minutes.