

From: PerformanceReporting@ambulance.tas.gov.au
 Sent: Saturday, 6 July 2024 5:59 AM
 Subject: Ambulance Tasmania Daily Activity Report

Ambulance Tasmania Daily Report: Fri 05 Jul



Current July MERT: 14.7

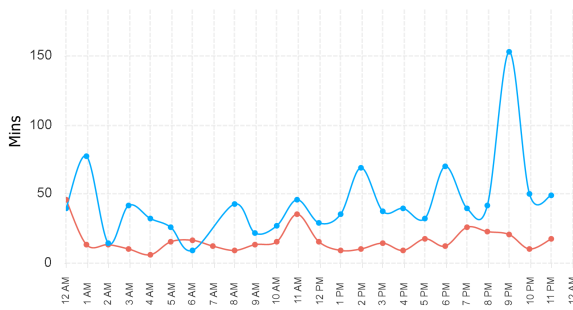
	Incidents			Total
	South	North	North West	
EMS Emergency	58	40	35	133
EMS Urgent	60	33	38	131
Other	20	27	17	64
Total	138	100	90	328

	Median Emergency Performance			
	South	North	North West	Total
Activation	2.3	2.5	1.8	2.3
Turnout	1.1	2.2	1.8	1.5
Travel	8.8	6.9	7.8	7.8
Response	14.7	13.5	12.7	14.1

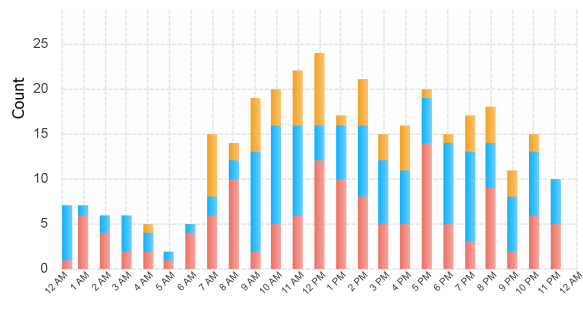
Legend

Emergency Urgent Other

Median Response Time By Hour

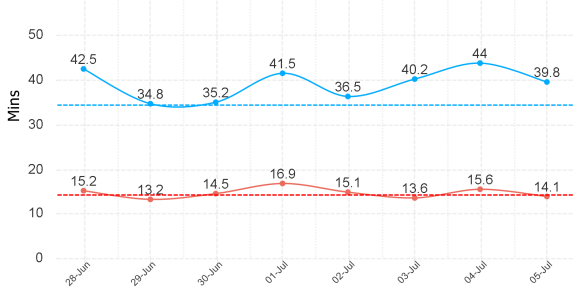


Incident Count by Hour

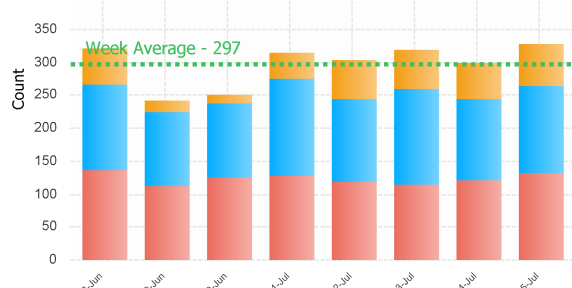


Previous Week Response Time

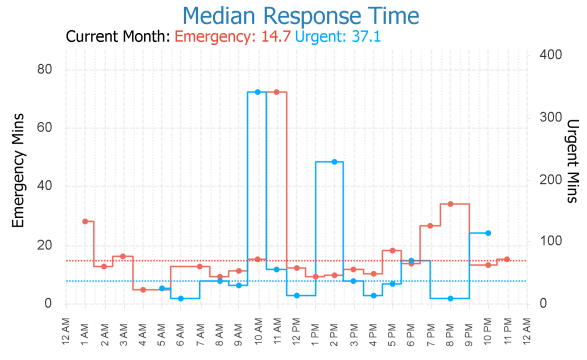
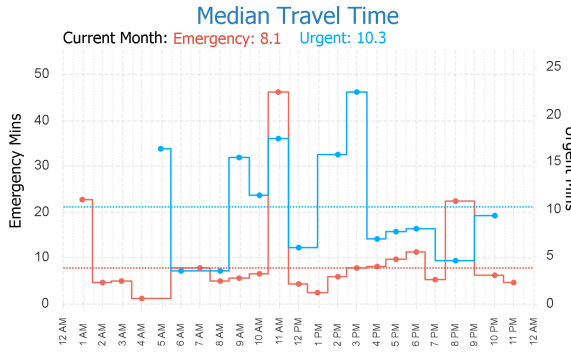
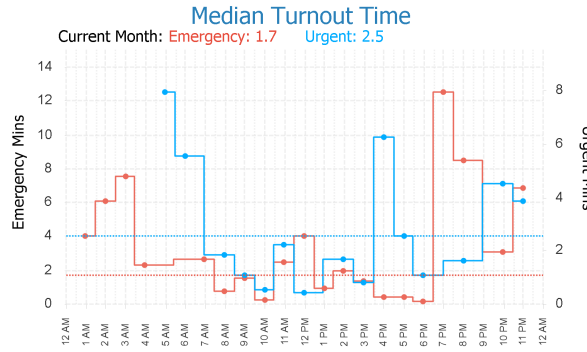
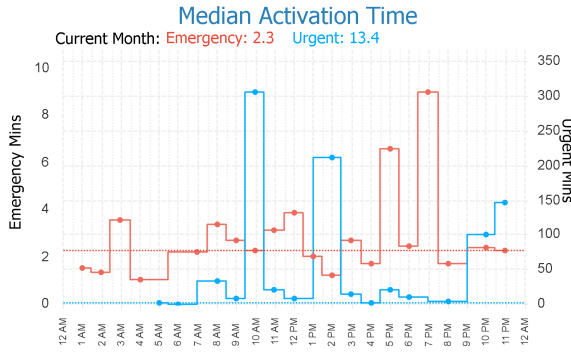
Weekly Median: Emergency: 14.3 Urgent: 34.6



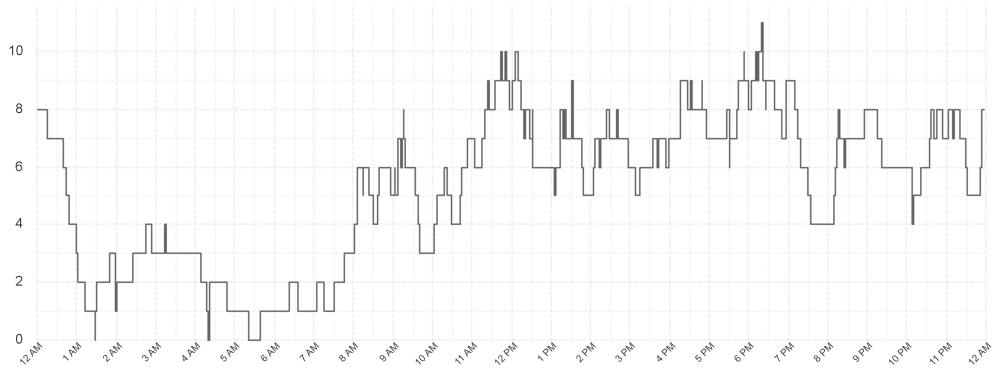
Previous Week Incident Count



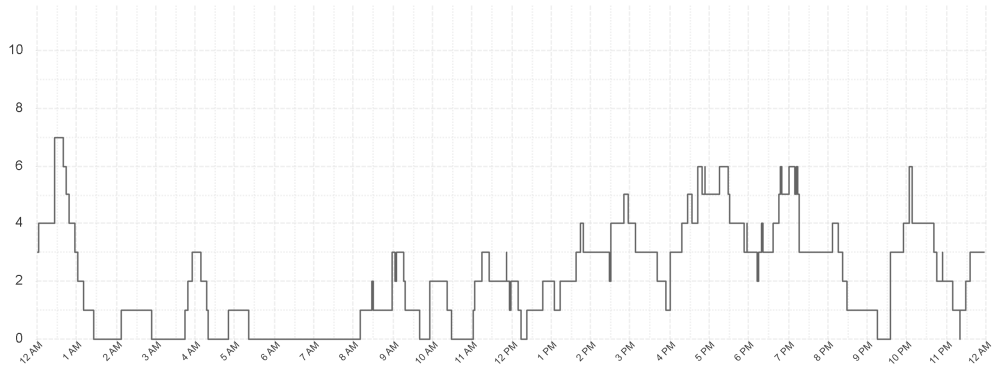
Northern Region



EMS Utilisation By Hour



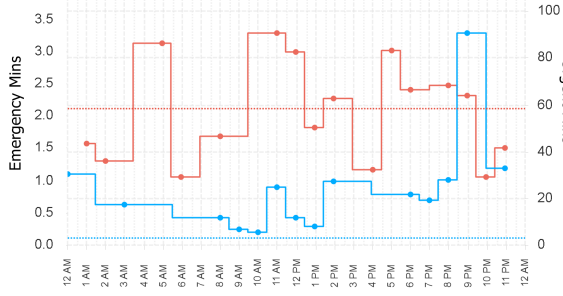
Ambulances at Hospital By Hour



North Western Region

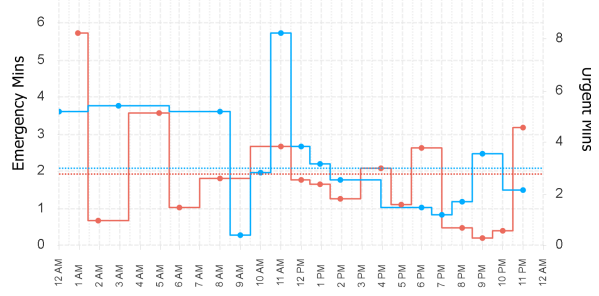
Median Activation Time

Current Month: **Emergency: 2.1** **Urgent: 9.7**



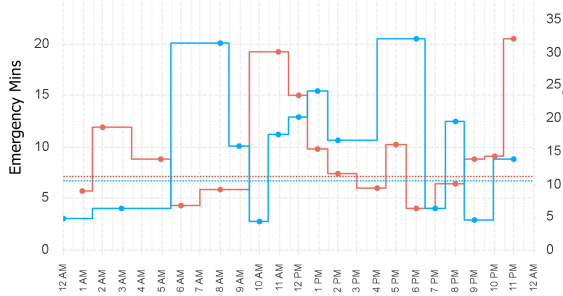
Median Turnout Time

Current Month: **Emergency: 1.9** **Urgent: 3.0**



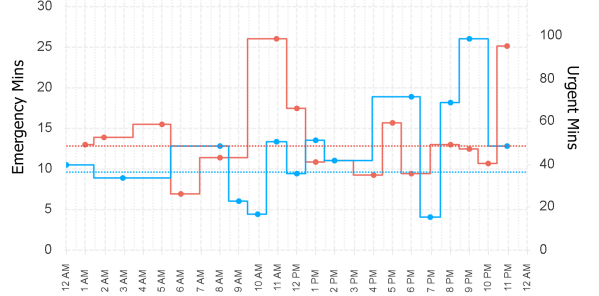
Median Travel Time

Current Month: **Emergency: 7.2** **Urgent: 10.5**

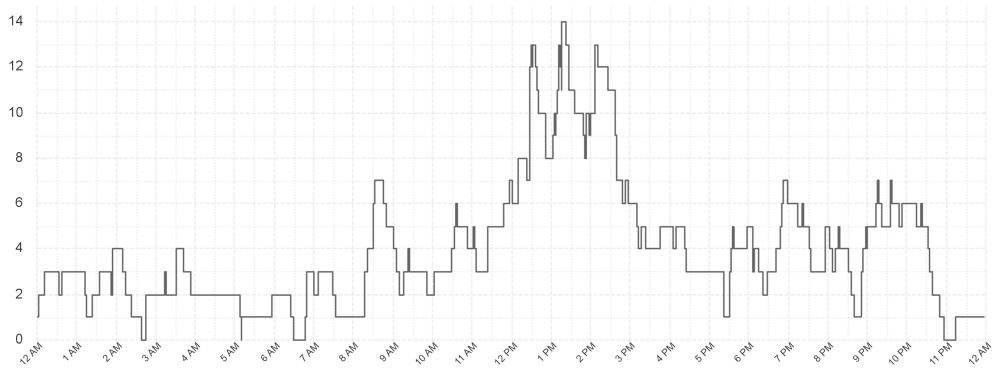


Median Response Time

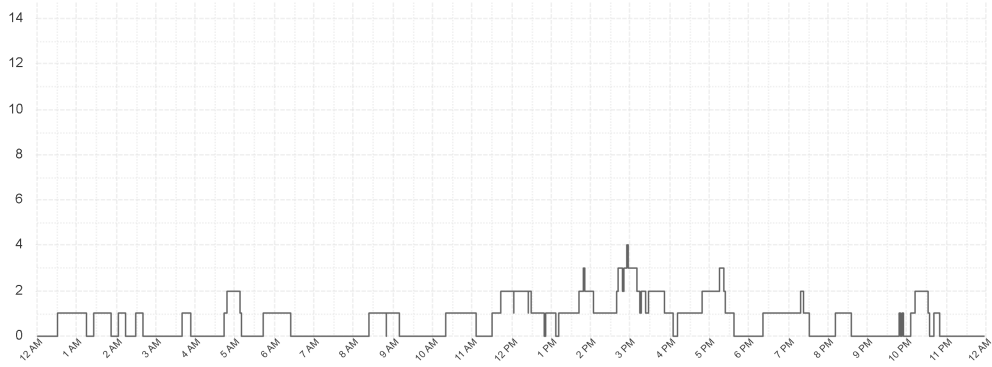
Current Month: **Emergency: 12.9** **Urgent: 36.7**



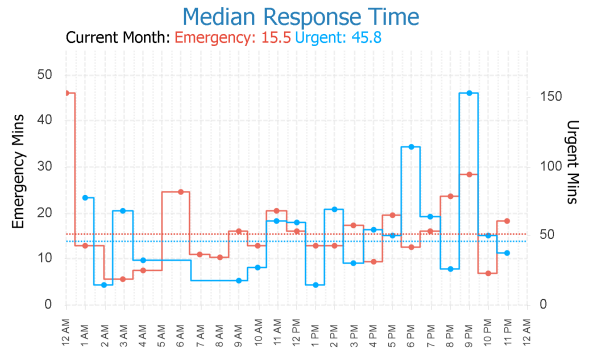
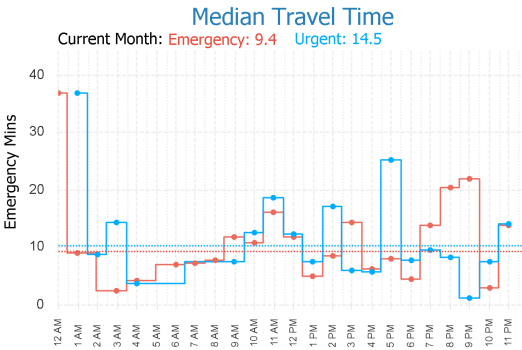
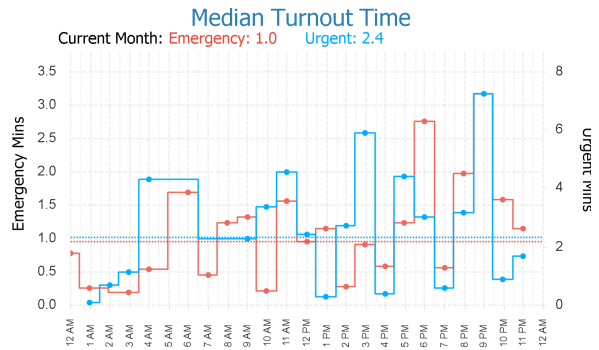
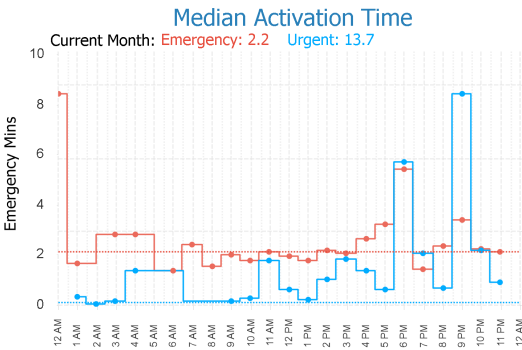
EMS Utilisation By Hour



Ambulances at Hospital By Hour



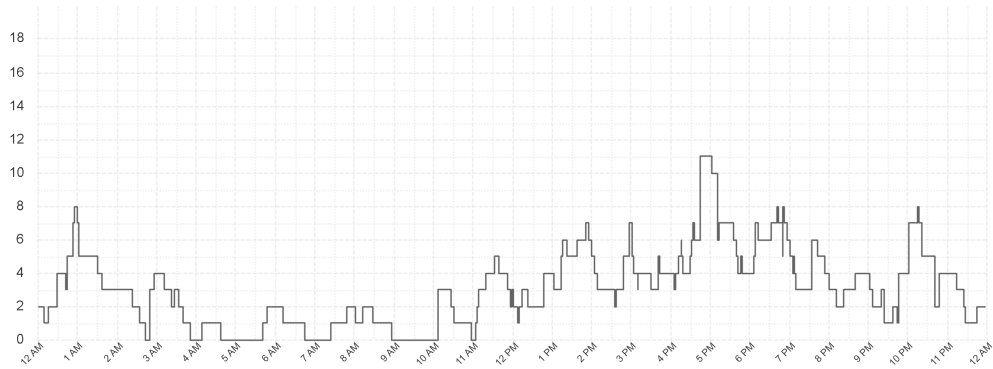
Southern Region



EMS Utilisation By Hour



Ambulances at Hospital By Hour



Outlier Activity

Activation Time Outliers

Incident Number	Call Time	Region	Initial Priority	Activation Time (mins)
000067-05072024	8:10 AM	North	I	7
000302-05072024	5:38 PM	North	I	7
000304-05072024	5:41 PM	South	I	6
000324-05072024	6:23 PM	South	I	5
000339-05072024	7:07 PM	North	I	9
000379-05072024	8:47 PM	N West	I	5

Turnout Time Outliers

Incident Number	Call Time	Region	Initial Priority	Fleet Number	Turnout Time (mins)
000017-05072024	01:36 AM	South	I	718	5
000019-05072024	01:56 AM	N West	I	863	9
000019-05072024	01:56 AM	N West	I	881	10
000021-05072024	02:02 AM	North	I	731	8
000023-05072024	02:26 AM	North	I	799	6
000030-05072024	03:12 AM	North	I	893	8
000045-05072024	06:41 AM	South	I	722	22
000045-05072024	06:41 AM	South	I	880	9
000255-05072024	03:45 PM	South	I	892	8
000339-05072024	07:07 PM	North	I	889	13
000372-05072024	08:26 PM	North	I	893	15
000416-05072024	10:45 PM	North	I	534	10
000416-05072024	10:45 PM	North	I	701	5
000420-05072024	11:09 PM	North	I	743	11

Glossary

EMS Emergency

An immediately life threatening incident. On-road resources must mobilise as soon as possible and respond using emergency warning devices. Includes: EMS Incident Type, Priority 0 & 1.

EMS Urgent

An incident which should have a clinician on scene within 60 minutes. On-road resources must mobilise as soon as possible but respond without using emergency warning devices.
Includes: EMS Incident Type. Priority 2,3,4.

Other

Non Urgent EMS incidents. Patient Travel and Interfacility Coordination jobs. Search and Rescue jobs

Outliers

Emergency Incidents with Activation and Turnout times greater than 5 minutes.

From: PerformanceReporting@ambulance.tas.gov.au
 Sent: Sunday, 7 July 2024 5:59 AM
 Subject: Ambulance Tasmania Daily Activity Report

Ambulance Tasmania Daily Report: Sat 06 Jul



Current July MERT: 15.1

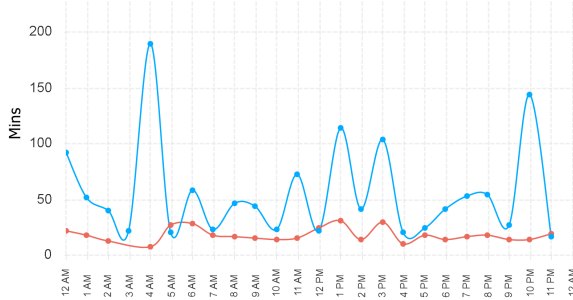
	Incidents			Total
	South	North	North West	
EMS Emergency	75	31	30	136
EMS Urgent	60	25	34	119
Other	7	14	4	25
Total	142	71	68	281

	Median Emergency Performance			Total
	South	North	North West	
Activation	3.3	2.5	2.0	2.7
Turnout	0.7	1.5	1.5	1.1
Travel	12.9	7.9	5.7	9.0
Response	22.4	14.2	11.3	17.2

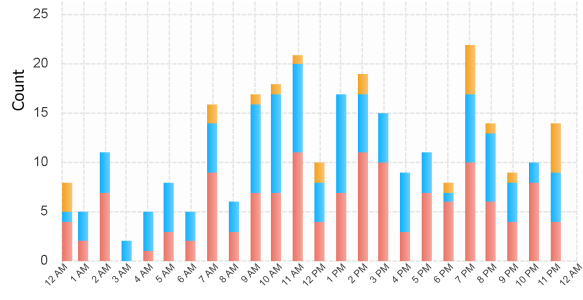
Legend

Emergency Urgent Other

Median Response Time By Hour

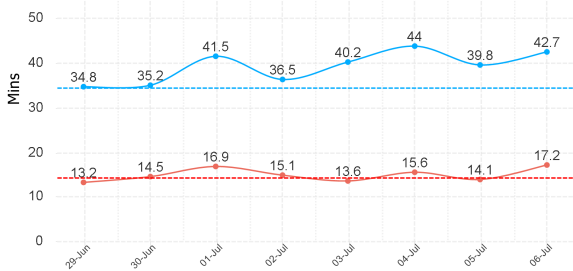


Incident Count by Hour

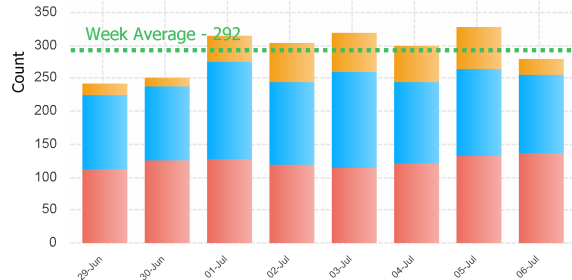


Previous Week Response Time

Weekly Median: Emergency: 14.3 Urgent: 34.6

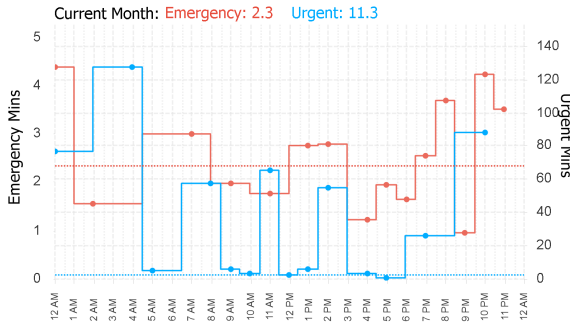


Previous Week Incident Count

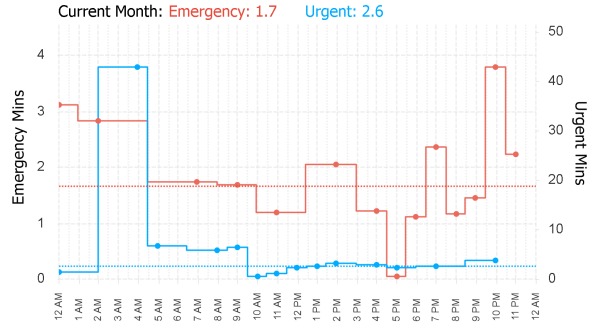


Northern Region

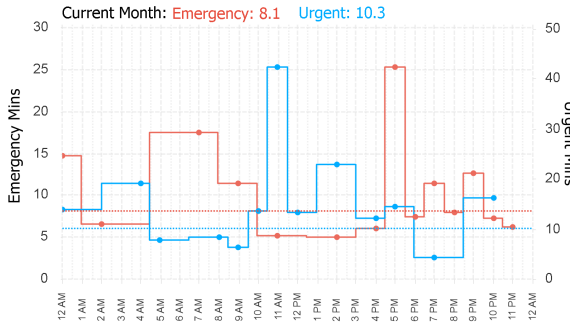
Median Activation Time



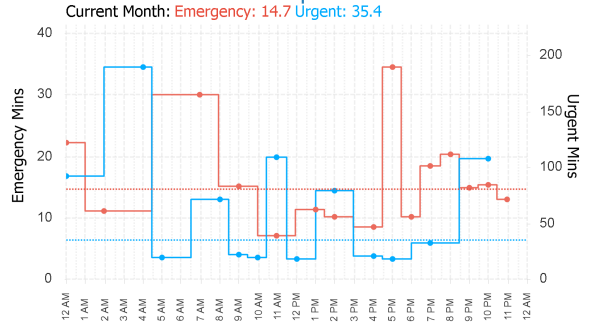
Median Turnout Time



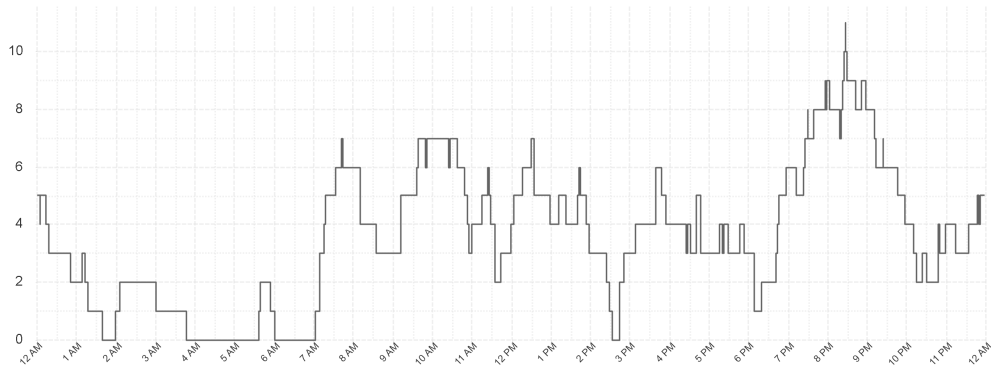
Median Travel Time



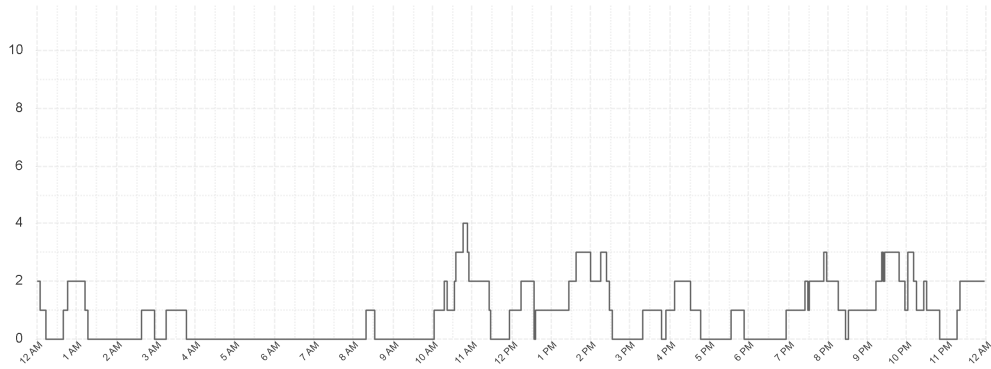
Median Response Time



EMS Utilisation By Hour



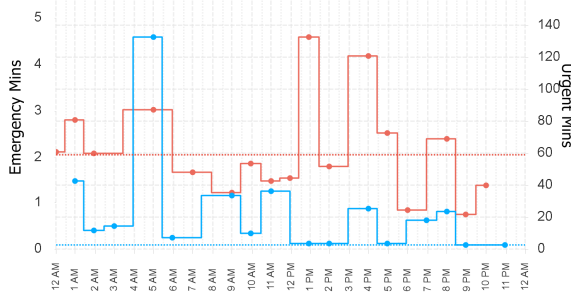
Ambulances at Hospital By Hour



North Western Region

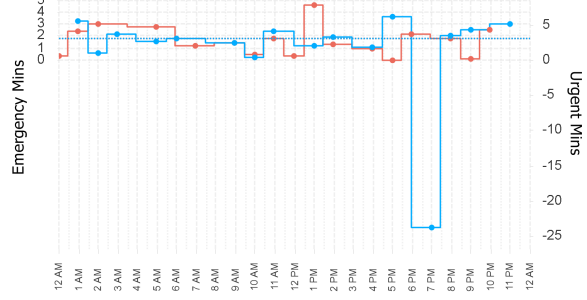
Median Activation Time

Current Month: **Emergency: 2.1** **Urgent: 9.6**



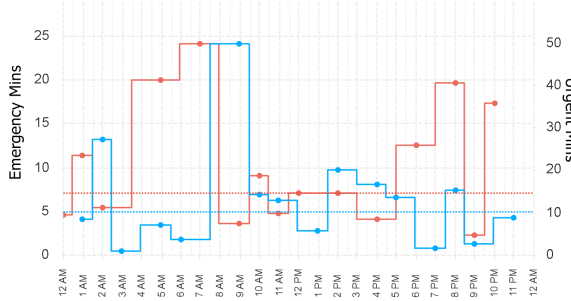
Median Turnout Time

Current Month: **Emergency: 1.9** **Urgent: 3.0**



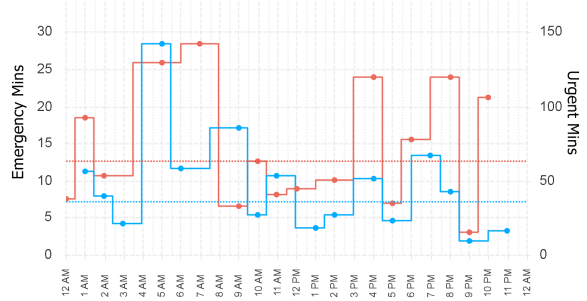
Median Travel Time

Current Month: **Emergency: 7.1** **Urgent: 10.2**

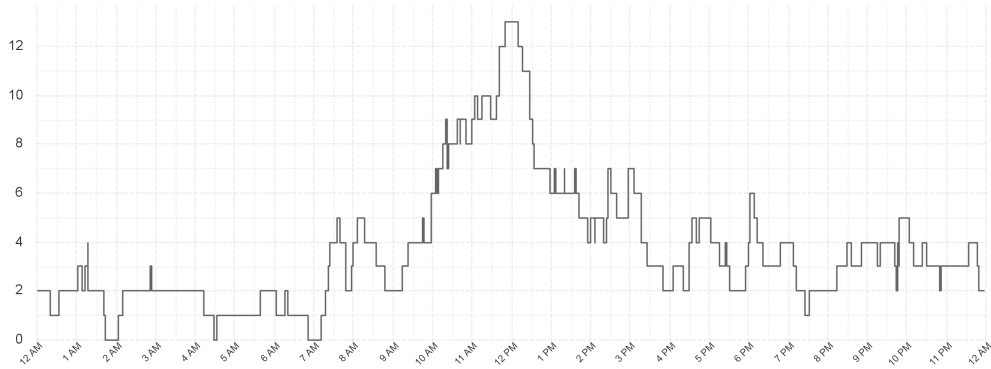


Median Response Time

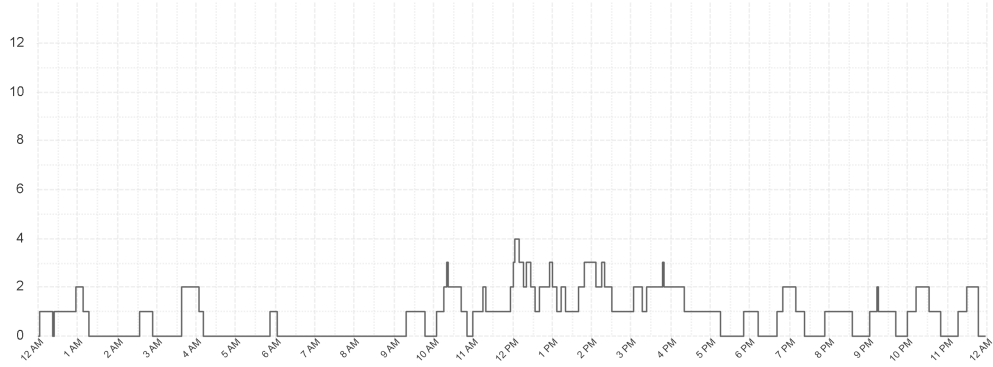
Current Month: **Emergency: 12.6** **Urgent: 36.0**



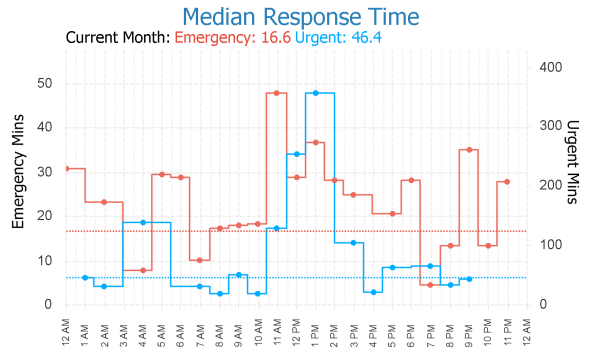
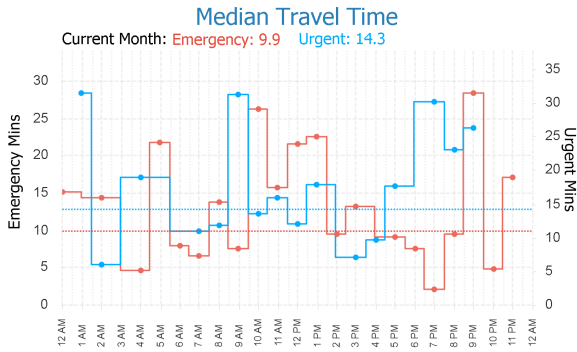
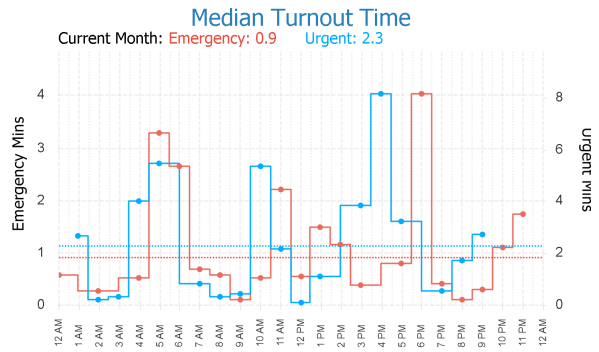
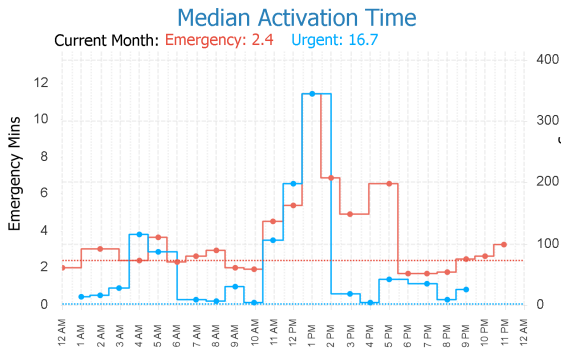
EMS Utilisation By Hour



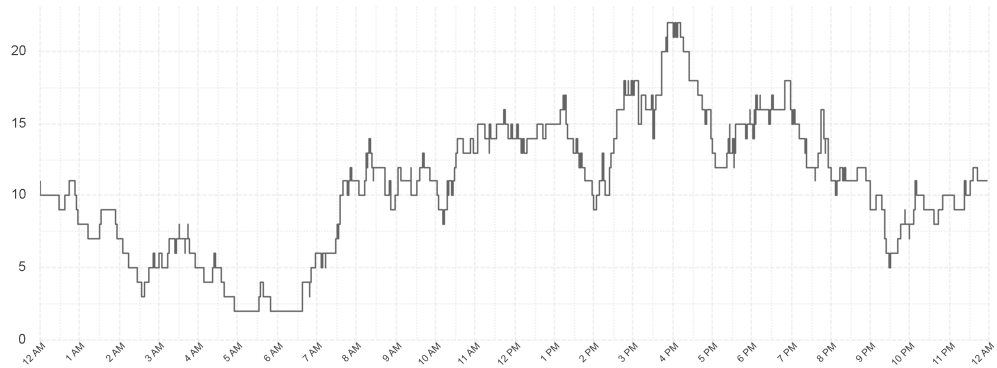
Ambulances at Hospital By Hour



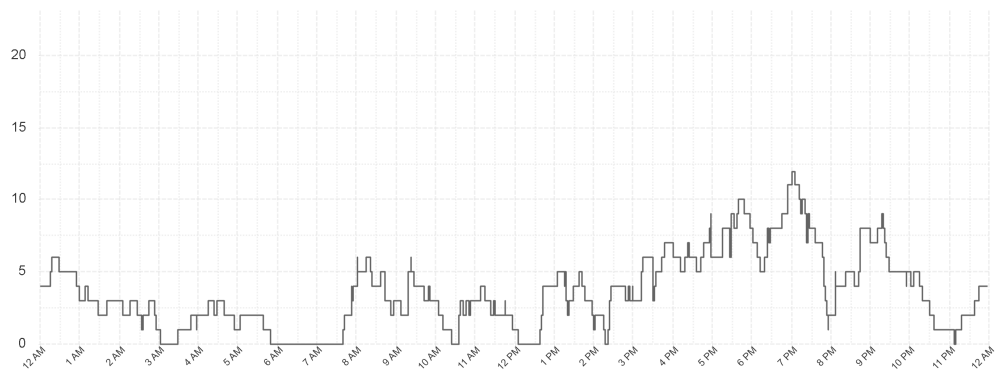
Southern Region



EMS Utilisation By Hour



Ambulances at Hospital By Hour



Outlier Activity

Activation Time Outliers

Incident Number	Call Time	Region	Initial Priority	Activation Time (mins)
000163-06072024	11:29 AM	South	I	6
000185-06072024	12:44 PM	South	I	5
000199-06072024	1:25 PM	South	I	10
000209-06072024	1:59 PM	South	I	6
000210-06072024	2:04 PM	South	I	6
000211-06072024	2:05 PM	South	I	8
000215-06072024	2:21 PM	South	I	6
000230-06072024	2:52 PM	South	I	10
000231-06072024	2:53 PM	South	I	22
000235-06072024	3:03 PM	South	I	11
000240-06072024	3:12 PM	South	I	18
000284-06072024	5:28 PM	South	I	10
000294-06072024	6:28 PM	South	I	5
000377-06072024	11:18 PM	South	I	5

Turnout Time Outliers

Incident Number	Call Time	Region	Initial Priority	Fleet Number	Turnout Time (mins)
000064-06072024	06:39 AM	South	I	706	11
000064-06072024	06:39 AM	South	I	736	5
000131-06072024	10:21 AM	N West	I	863	5
000173-06072024	11:51 AM	South	I	862	5

Glossary

EMS Emergency

An immediately life threatening incident. On-road resources must mobilise as soon as possible and respond using emergency warning devices.

Includes: EMS Incident Type, Priority 0 & 1.

EMS Urgent

An incident which should have a clinician on scene within 60 minutes. On-road resources must mobilise as soon as possible but respond without using emergency warning devices.
Includes: EMS Incident Type. Priority 2,3,4.

Other

Non Urgent EMS incidents. Patient Travel and Interfacility Coordination jobs. Search and Rescue jobs

Outliers

Emergency Incidents with Activation and Turnout times greater than 5 minutes.

From: PerformanceReporting@ambulance.tas.gov.au
 Sent: Monday, 8 July 2024 5:59 AM
 Subject: Ambulance Tasmania Daily Activity Report

Ambulance Tasmania Daily Report: Sun 07 Jul



Current July MERT: 14.9

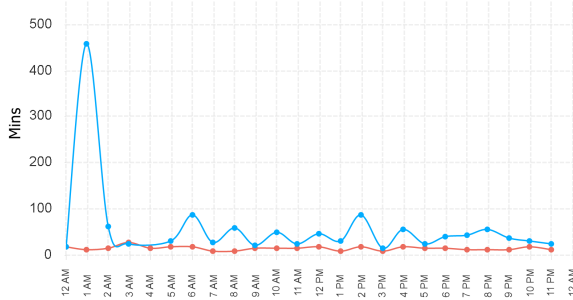
	Incidents			Total
	South	North	North West	
EMS Emergency	75	30	30	135
EMS Urgent	57	33	21	111
Other	7	5	4	16
Total	139	68	55	262

	Median Emergency Performance			Total
	South	North	North West	
Activation	2.3	2.1	2.0	2.3
Turnout	1.4	1.1	2.0	1.6
Travel	9.9	6.1	7.8	8.3
Response	15.5	11.0	14.0	14.1

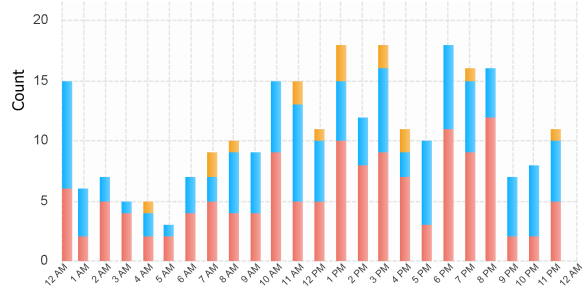
Legend

Emergency Urgent Other

Median Response Time By Hour

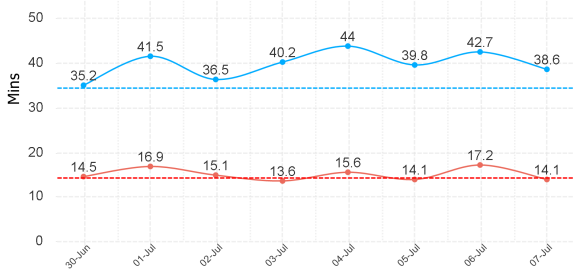


Incident Count by Hour

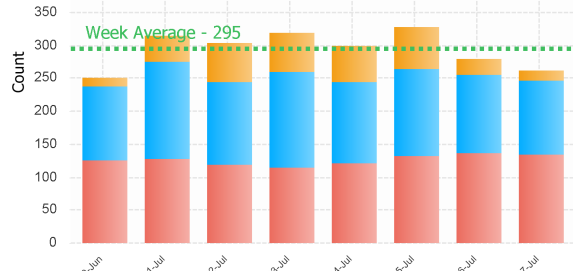


Previous Week Response Time

Weekly Median: Emergency: 14.3 Urgent: 34.6



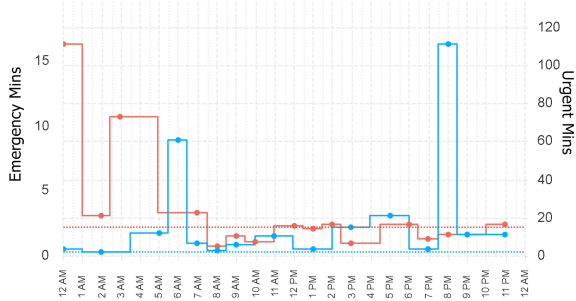
Previous Week Incident Count



Northern Region

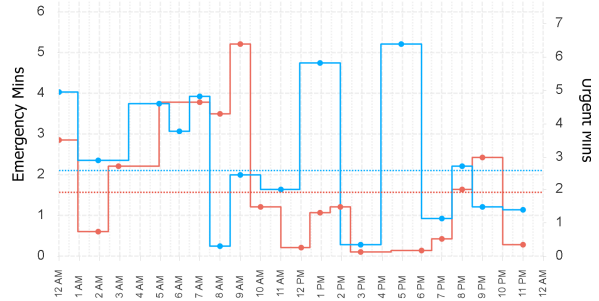
Median Activation Time

Current Month: **Emergency: 2.3** **Urgent: 11.6**



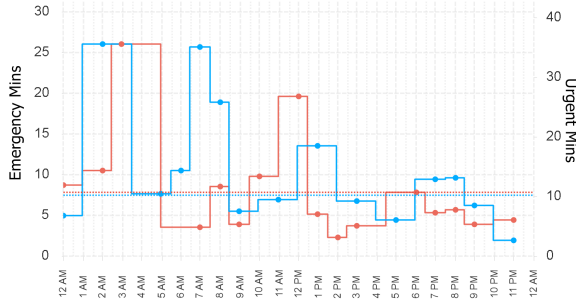
Median Turnout Time

Current Month: **Emergency: 1.6** **Urgent: 2.6**



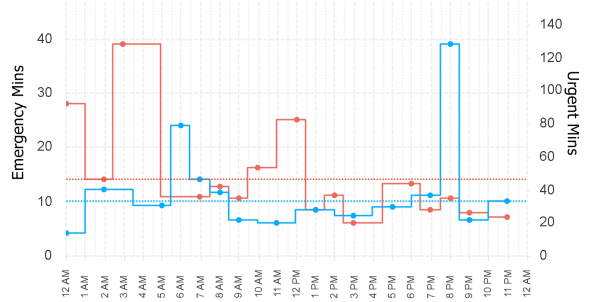
Median Travel Time

Current Month: **Emergency: 7.9** **Urgent: 10.2**

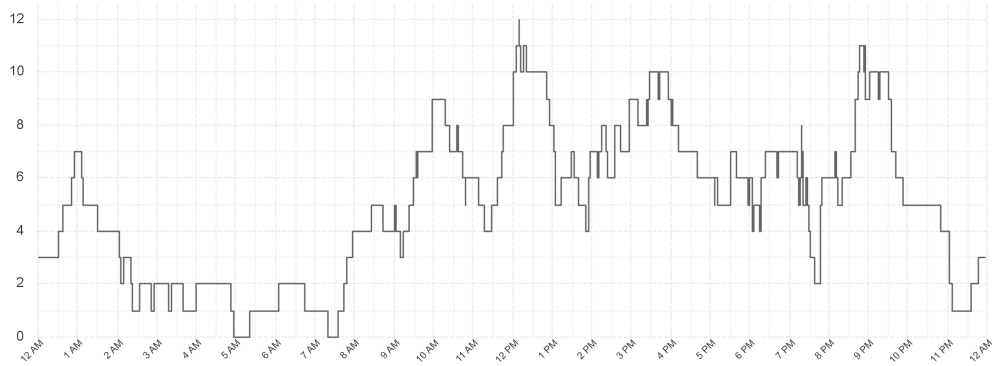


Median Response Time

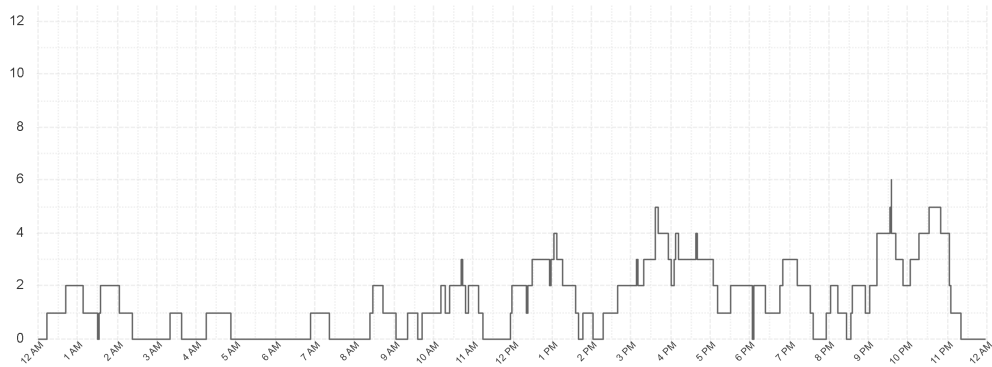
Current Month: **Emergency: 14.1** **Urgent: 33.8**



EMS Utilisation By Hour

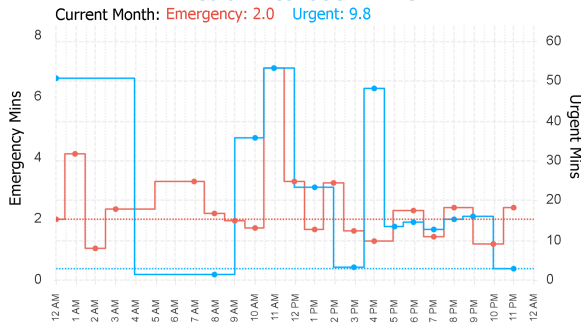


Ambulances at Hospital By Hour

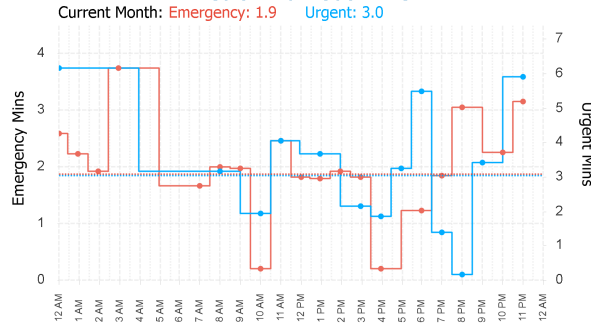


North Western Region

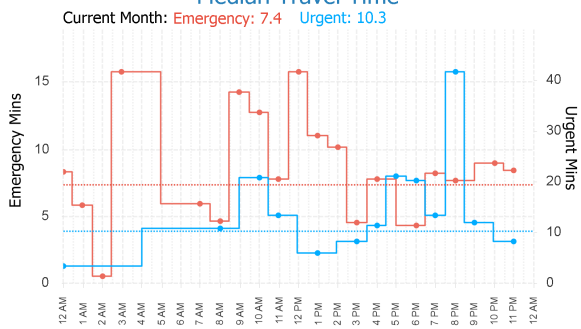
Median Activation Time



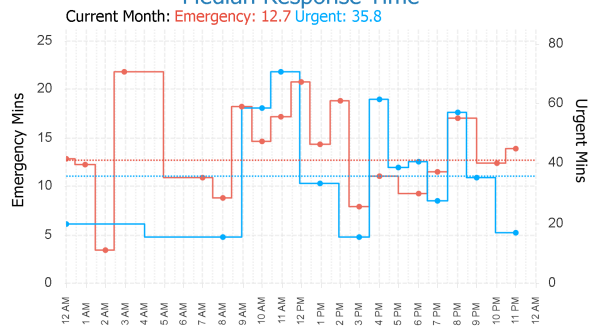
Median Turnout Time



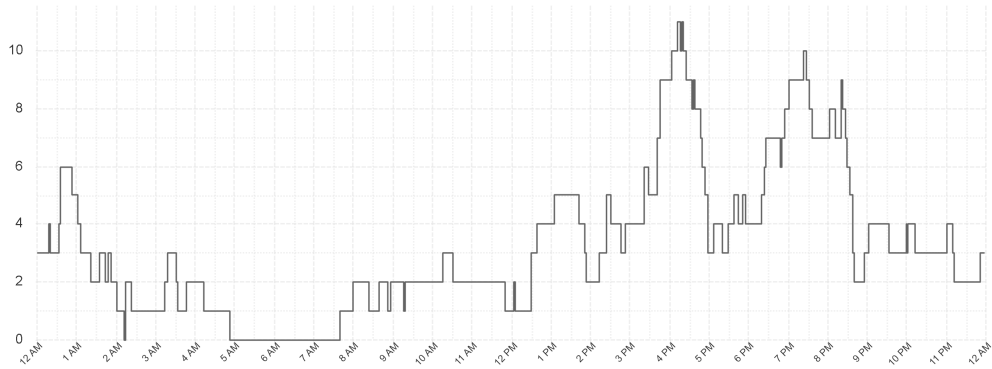
Median Travel Time



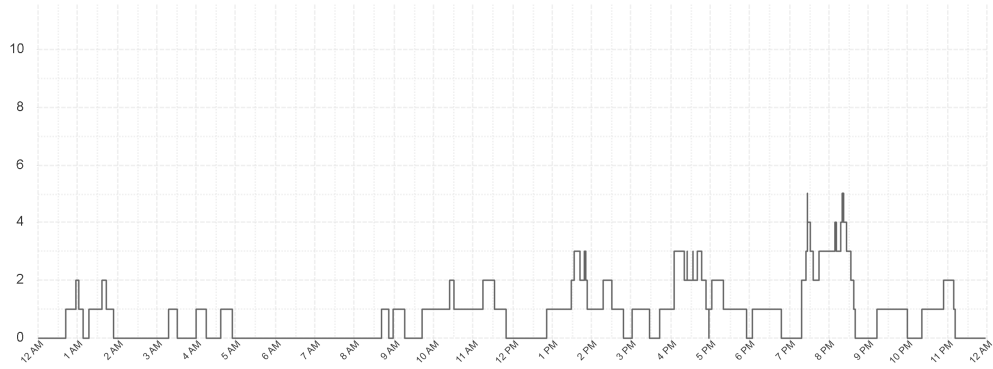
Median Response Time



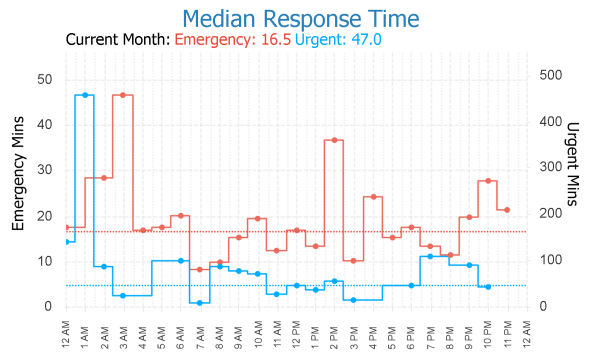
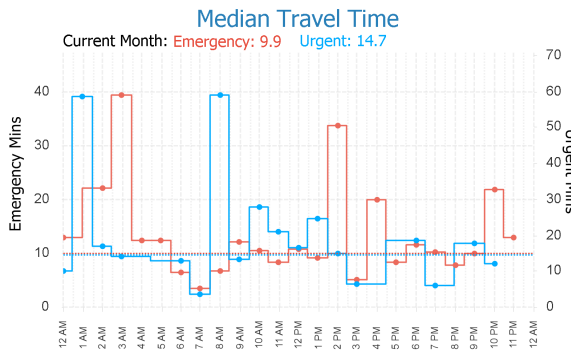
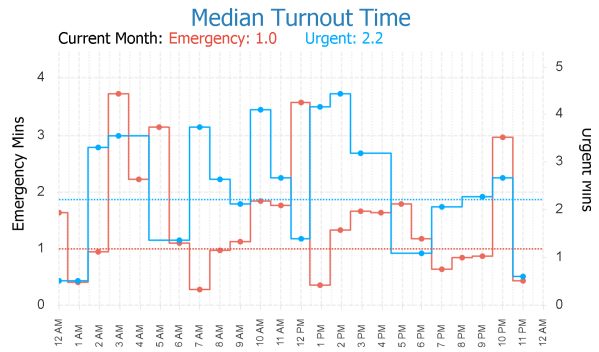
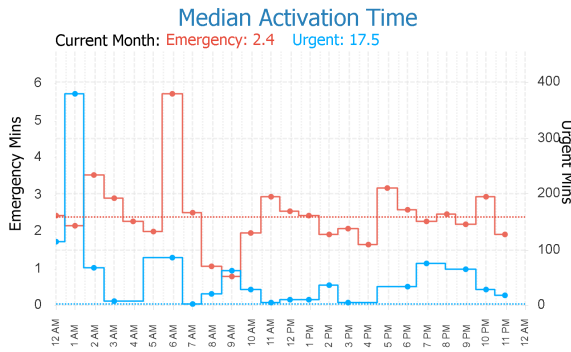
EMS Utilisation By Hour



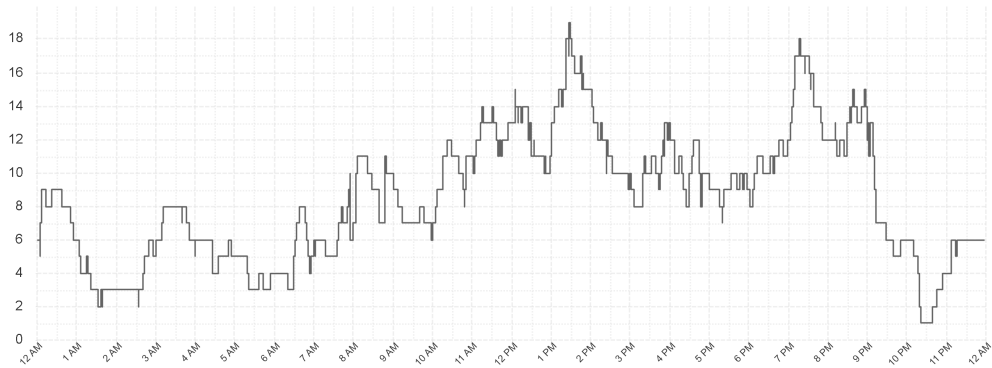
Ambulances at Hospital By Hour



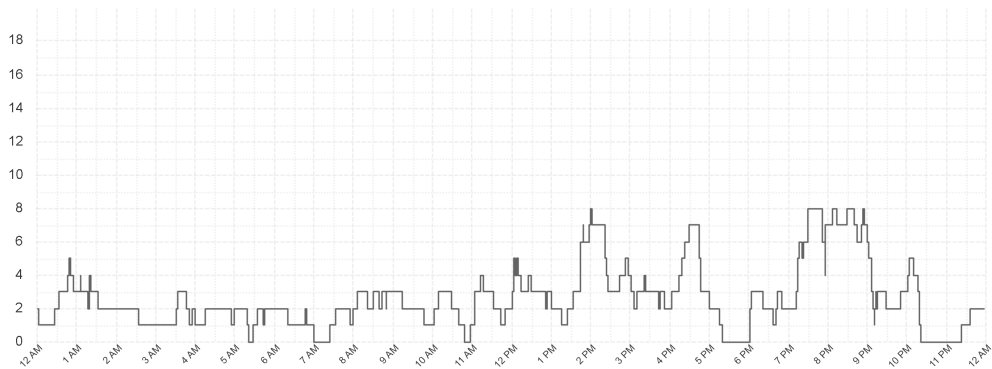
Southern Region



EMS Utilisation By Hour



Ambulances at Hospital By Hour



Outlier Activity

Activation Time Outliers

Incident Number	Call Time	Region	Initial Priority	Activation Time (mins)
000013-07072024	12:36 AM	North	I	16
000039-07072024	2:38 AM	South	I	5
000067-07072024	6:17 AM	South	I	18
000073-07072024	6:50 AM	South	I	7
000149-07072024	12:14 PM	South	I	5
000300-07072024	8:30 PM	South	I	13
000309-07072024	8:52 PM	N West	I	6

Turnout Time Outliers

Incident Number	Call Time	Region	Initial Priority	Fleet Number	Turnout Time (mins)
000043-07072024	02:53 AM	South	I	709	7
000043-07072024	02:53 AM	South	I	871	8
000048-07072024	03:47 AM	N West	I	891	5
000108-07072024	09:37 AM	North	I	889	6
000113-07072024	10:00 AM	North	I	701	5
000197-07072024	02:57 PM	North	I	709	10
000197-07072024	02:57 PM	North	I	874	51
000308-07072024	08:50 PM	South	I	887	6

Glossary

EMS Emergency

An immediately life threatening incident. On-road resources must mobilise as soon as possible and respond using emergency warning devices. Includes: EMS Incident Type. Priority 0 & 1.

EMS Urgent

An incident which should have a clinician on scene within 60 minutes. On-road resources must mobilise as soon as possible but respond without using emergency warning devices. Includes: EMS Incident Type. Priority 2,3,4.

Other

Non Urgent EMS incidents. Patient Travel and Interfacility Coordination jobs. Search and Rescue jobs

Outliers

Emergency Incidents with Activation and Turnout times greater than 5 minutes.

From: PerformanceReporting@ambulance.tas.gov.au
 Sent: Tuesday, 9 July 2024 6:03 AM
 Subject: Ambulance Tasmania Daily Activity Report

Ambulance Tasmania Daily Report: Mon 08 Jul



Current July MERT: 15.4

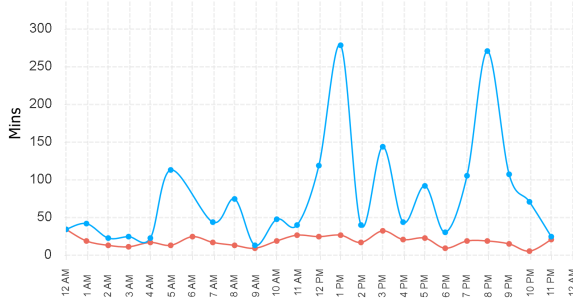
	Incidents			Total
	South	North	North West	
EMS Emergency	88	43	33	164
EMS Urgent	62	43	29	134
Other	24	16	18	58
Total	174	102	80	356

	Median Emergency Performance			
	South	North	North West	Total
Activation	3.7	2.2	1.6	2.5
Turnout	0.7	1.5	1.5	1.2
Travel	13.8	8.3	5.5	10.0
Response	26.4	13.7	9.8	18.9

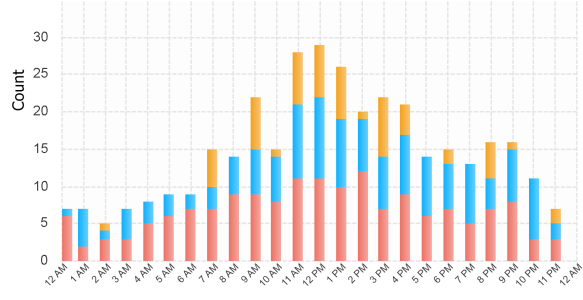
Legend

Emergency Urgent Other

Median Response Time By Hour

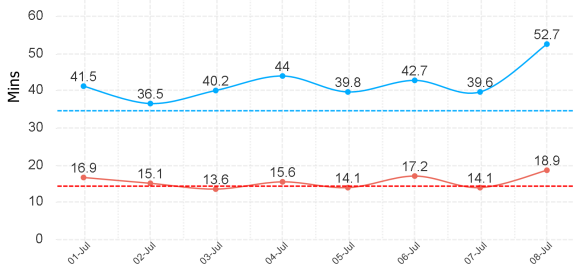


Incident Count by Hour

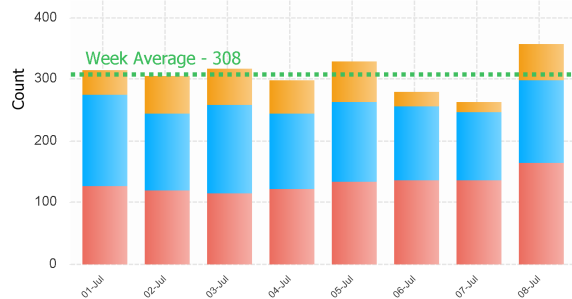


Previous Week Response Time

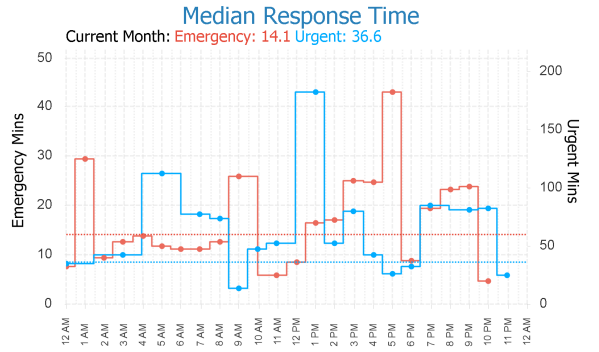
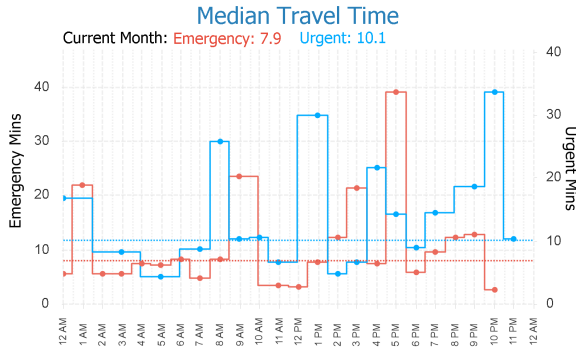
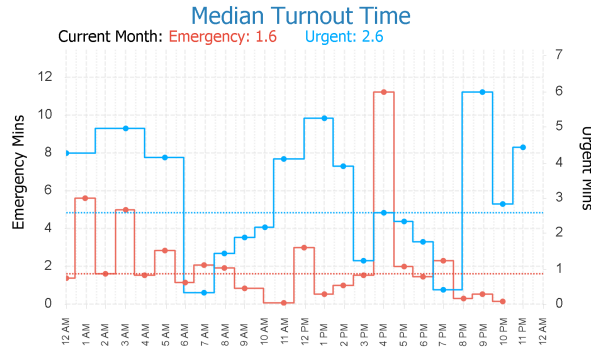
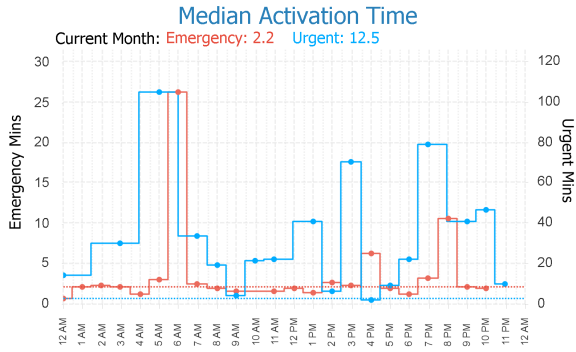
Weekly Median: Emergency: 14.4 Urgent: 34.6



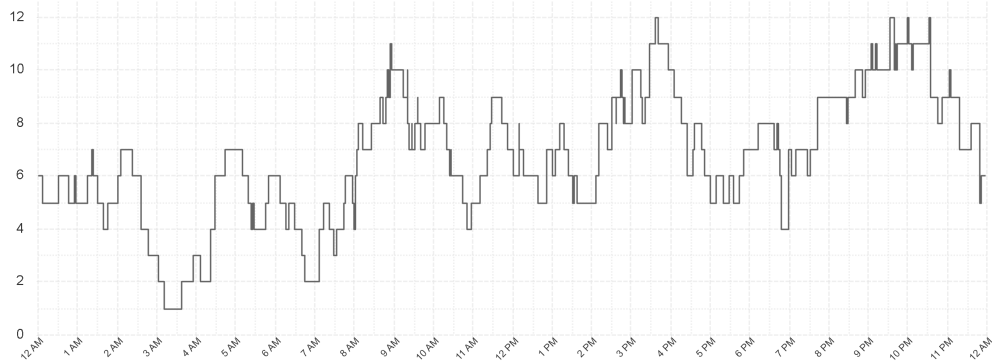
Previous Week Incident Count



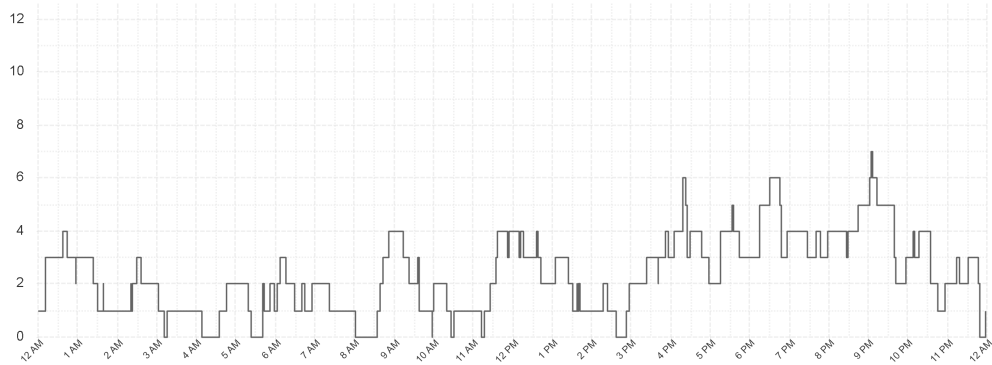
Northern Region



EMS Utilisation By Hour



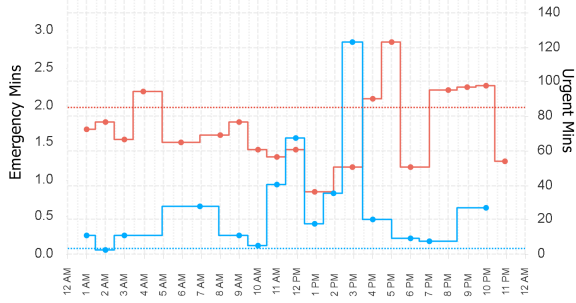
Ambulances at Hospital By Hour



North Western Region

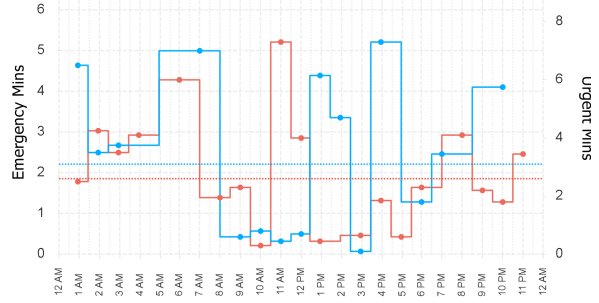
Median Activation Time

Current Month: **Emergency: 2.0** **Urgent: 10.9**



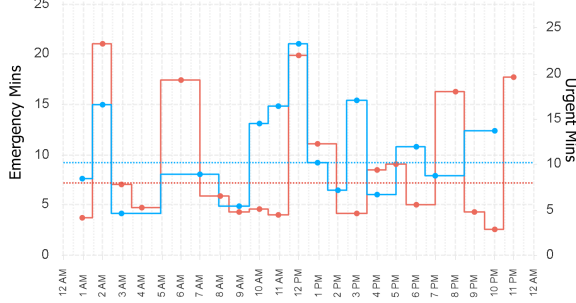
Median Turnout Time

Current Month: **Emergency: 1.9** **Urgent: 3.1**



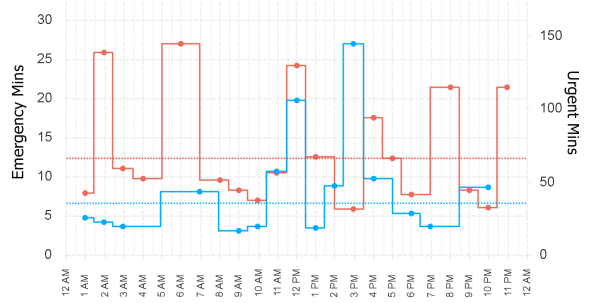
Median Travel Time

Current Month: **Emergency: 7.2** **Urgent: 10.2**

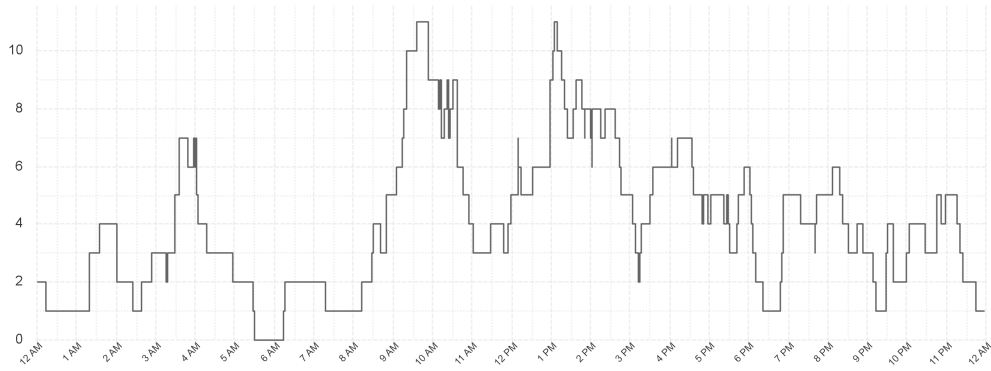


Median Response Time

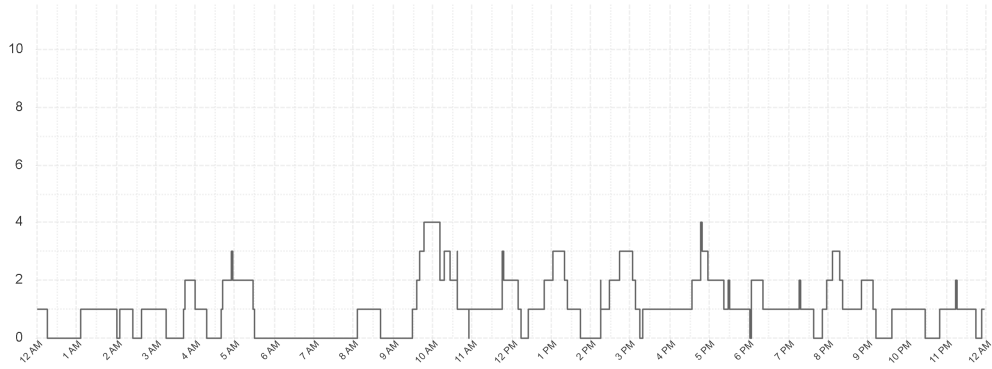
Current Month: **Emergency: 12.4** **Urgent: 35.7**



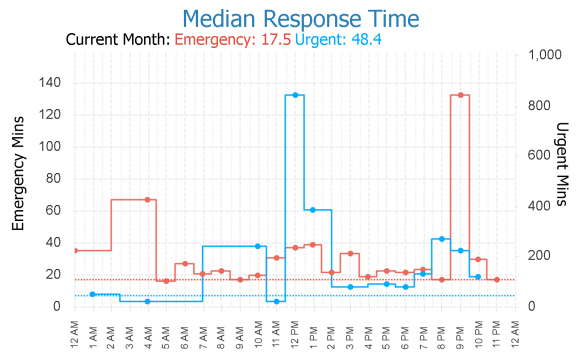
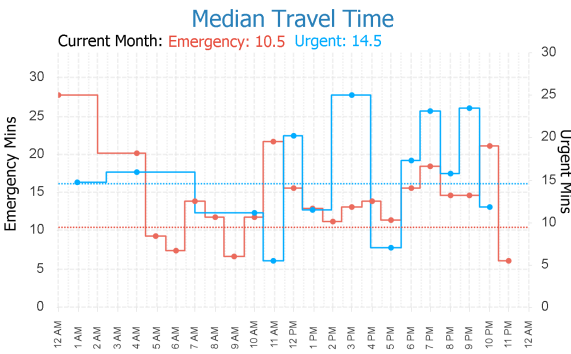
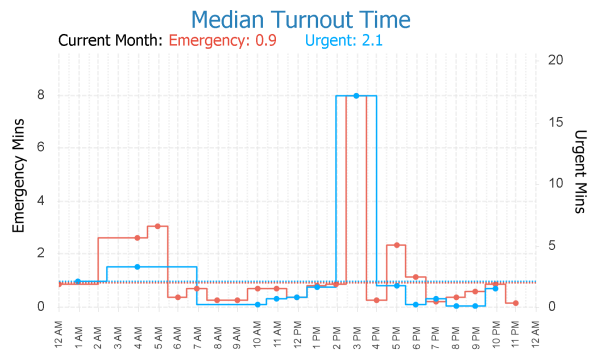
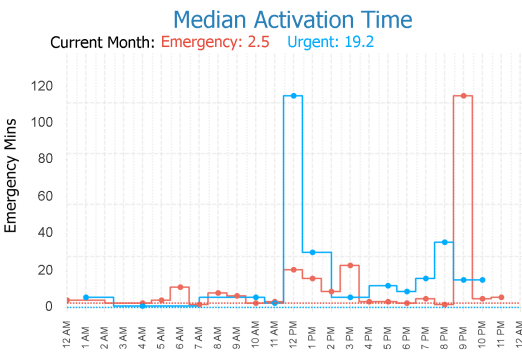
EMS Utilisation By Hour



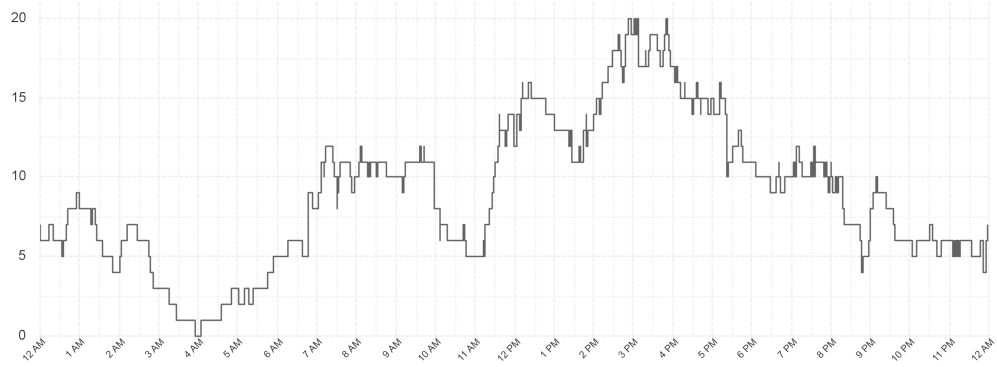
Ambulances at Hospital By Hour



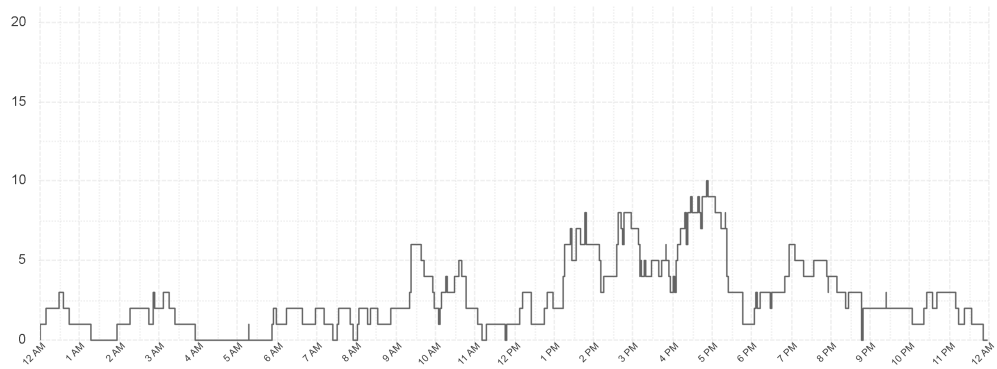
Southern Region



EMS Utilisation By Hour



Ambulances at Hospital By Hour



Outlier Activity

Activation Time Outliers

Turnout Time Outliers

Incident Number	Call Time	Region	Initial Priority	Fleet Number	Turnout Time (mins)
000015-08072024	01:22 AM	North	I	708	6
000015-08072024	01:22 AM	North	I	799	6
000053-08072024	05:49 AM	North	I	893	7
000070-08072024	07:10 AM	South	I	887	5
000135-08072024	09:31 AM	South	I	746	13
000184-08072024	11:28 AM	N West	I	750	5
000190-08072024	11:35 AM	South	I	887	21
000272-08072024	01:44 PM	South	I	872	6
000291-08072024	02:12 PM	South	I	882	7
000303-08072024	02:31 PM	North	I	532	6

Activation Time Outliers

Incident Number	Call Time	Region	Initial Priority	Activation Time (mins)
000007-08072024	12:36 AM	South	1	21
000008-08072024	12:40 AM	South	1	19
000053-08072024	5:49 AM	North	1	10
000062-08072024	6:41 AM	South	1	27
000066-08072024	6:52 AM	South	1	18
000094-08072024	8:05 AM	South	1	9
000095-08072024	8:07 AM	South	1	12
000098-08072024	8:18 AM	South	1	6
000125-08072024	9:20 AM	South	1	10
000135-08072024	9:31 AM	South	1	13
000192-08072024	11:37 AM	South	1	34
000221-08072024	12:19 PM	South	1	34
000226-08072024	12:27 PM	South	1	79
000230-08072024	12:41 PM	South	1	69
000238-08072024	12:48 PM	South	1	85
000242-08072024	12:54 PM	South	1	7
000256-08072024	1:11 PM	South	1	15
000258-08072024	1:11 PM	South	1	54
000262-08072024	1:17 PM	South	1	17
000272-08072024	1:44 PM	South	1	7
000279-08072024	1:56 PM	South	1	18
000285-08072024	2:03 PM	South	1	27
000291-08072024	2:12 PM	South	1	11
000309-08072024	2:45 PM	South	1	6
000315-08072024	2:58 PM	South	1	9
000318-08072024	3:05 PM	South	1	21
000326-08072024	3:24 PM	South	1	24
000378-08072024	5:18 PM	South	1	29
000424-08072024	7:26 PM	South	1	6
000425-08072024	7:28 PM	North	1	5

Glossary

EMS Emergency

An immediately life threatening incident. On-road resources must mobilise as soon as possible and respond using emergency warning devices.
Includes: EMS Incident Type. Priority 0 & 1.

EMS Urgent

An incident which should have a clinician on scene within 60 minutes. On-road resources must mobilise as soon as possible but respond without using emergency warning devices.
Includes: EMS Incident Type. Priority 2,3,4.

Other

Non Urgent EMS incidents. Patient Travel and Interfacility Coordination jobs. Search and Rescue jobs

Outliers

Emergency Incidents with Activation and Turnout times greater than 5 minutes.

From: PerformanceReporting@ambulance.tas.gov.au
 Sent: Wednesday, 10 July 2024 5:59 AM
 Subject: Ambulance Tasmania Daily Activity Report

Ambulance Tasmania Daily Report: Tue 09 Jul



Current July MERT: 15.3

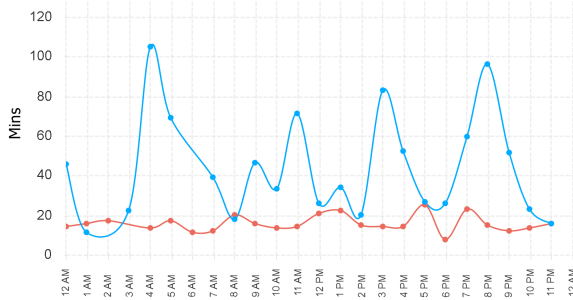
	Incidents			Total
	South	North	North West	
EMS Emergency	72	32	30	134
EMS Urgent	52	37	33	122
Other	27	25	6	58
Total	151	94	69	314

	Median Emergency Performance			Total
	South	North	North West	
Activation	2.0	2.4	2.2	2.1
Turnout	0.7	1.7	1.6	1.2
Travel	12.3	8.3	8.0	9.6
Response	17.9	14.5	12.9	15.2

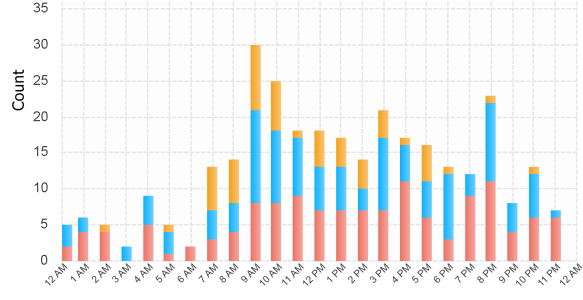
Legend

Emergency Urgent Other

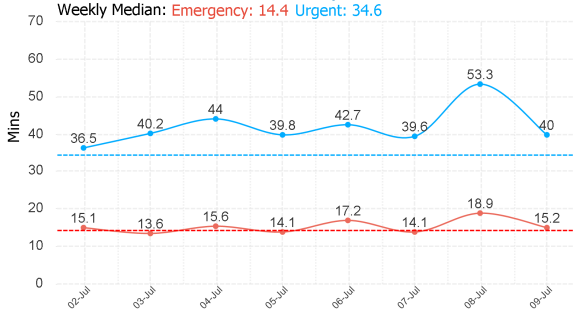
Median Response Time By Hour



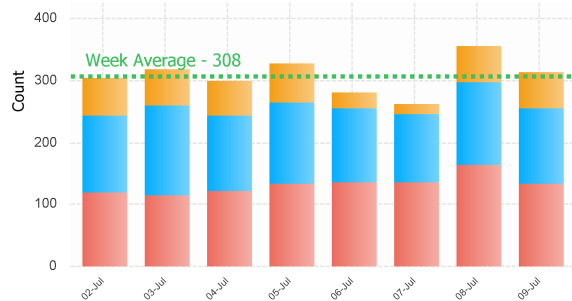
Incident Count by Hour



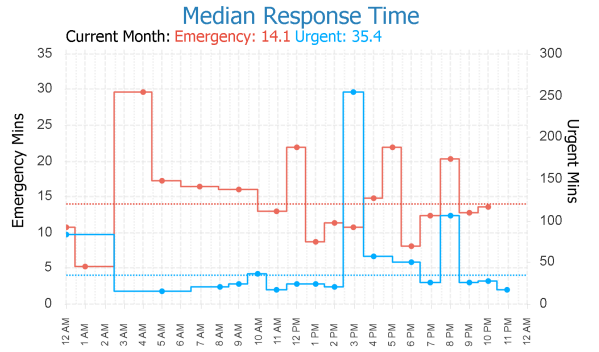
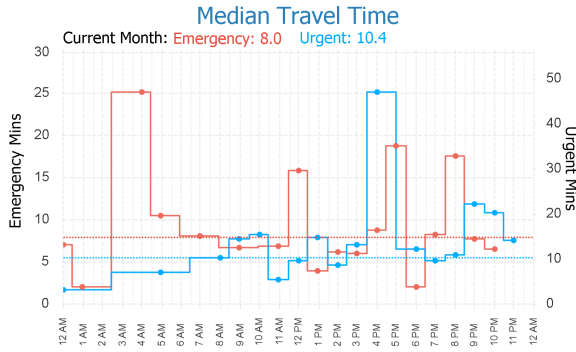
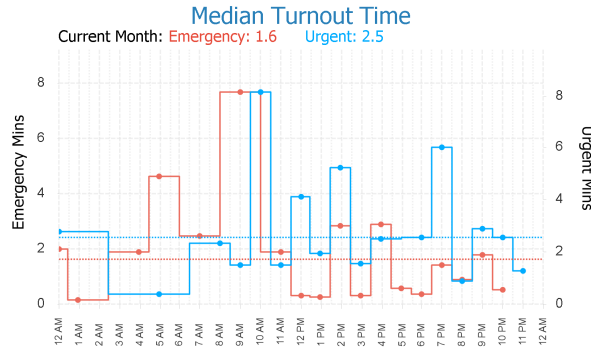
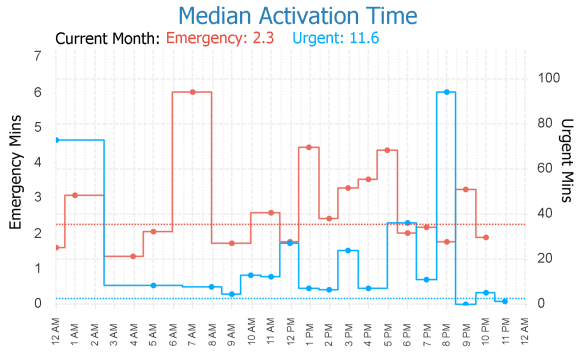
Previous Week Response Time



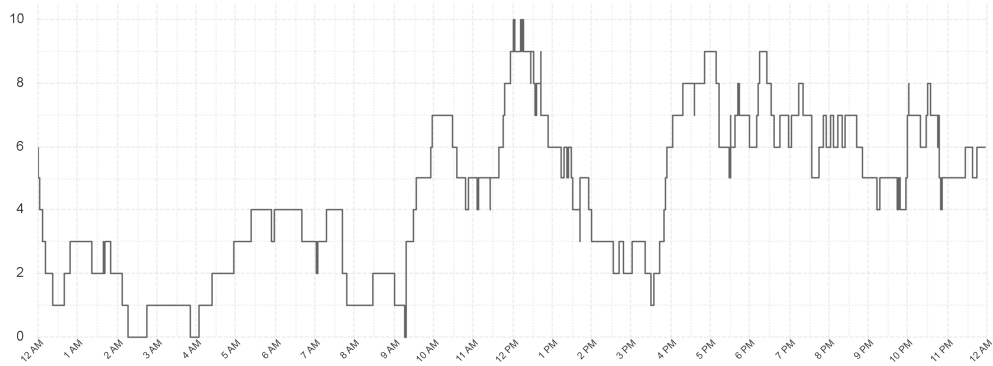
Previous Week Incident Count



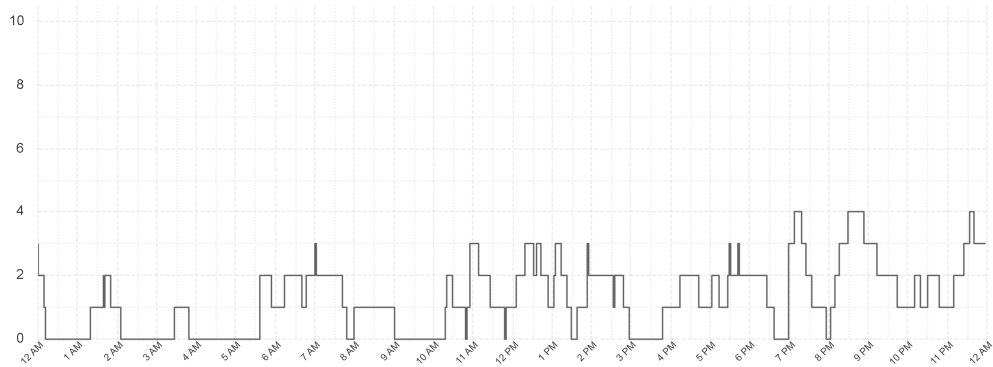
Northern Region



EMS Utilisation By Hour

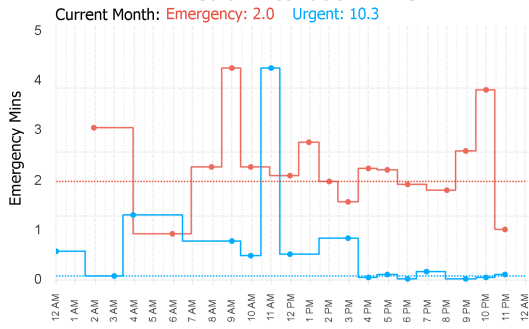


Ambulances at Hospital By Hour

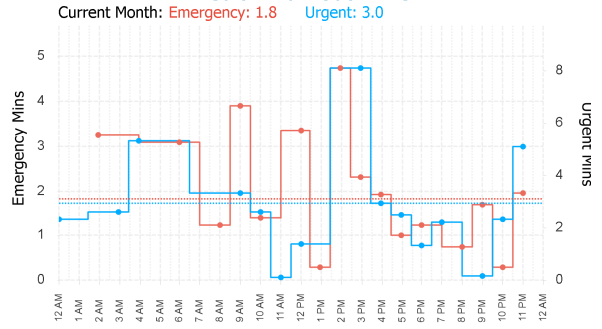


North Western Region

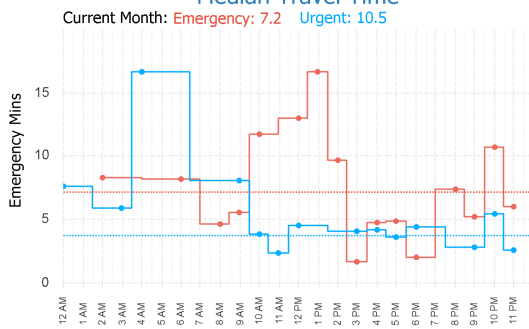
Median Activation Time



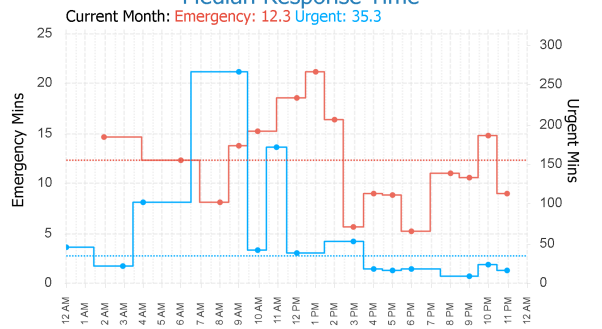
Median Turnout Time



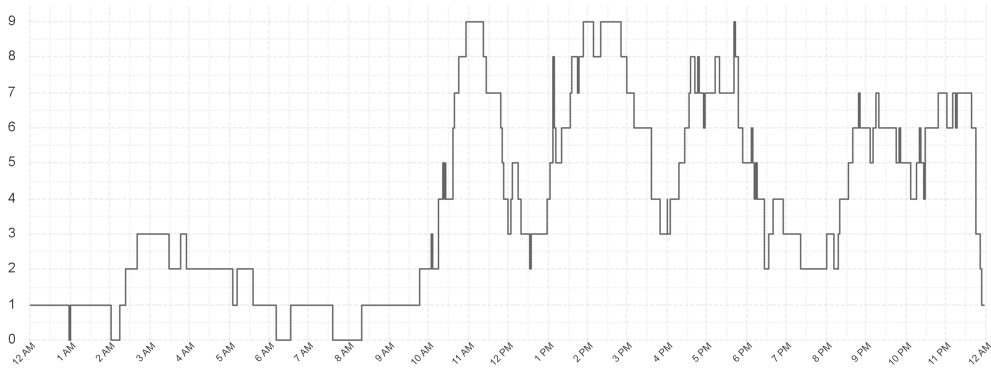
Median Travel Time



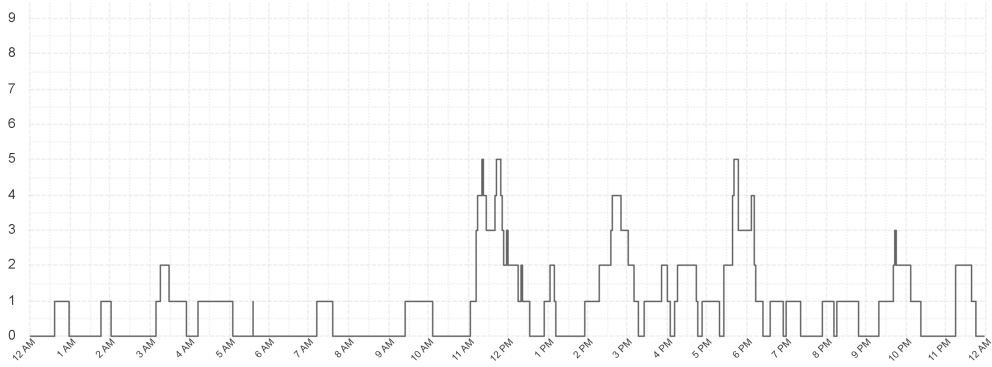
Median Response Time



EMS Utilisation By Hour



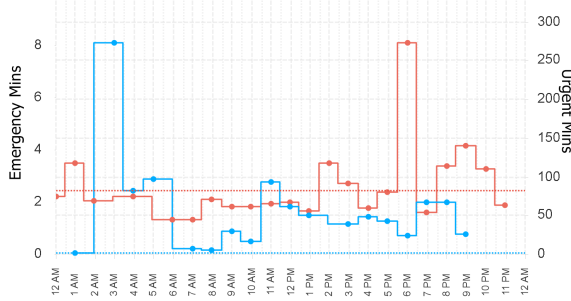
Ambulances at Hospital By Hour



Southern Region

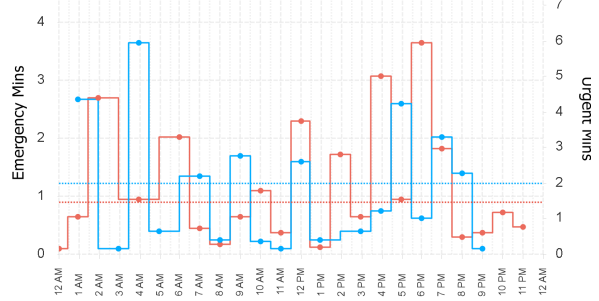
Median Activation Time

Current Month: Emergency: 2.4 Urgent: 20.5



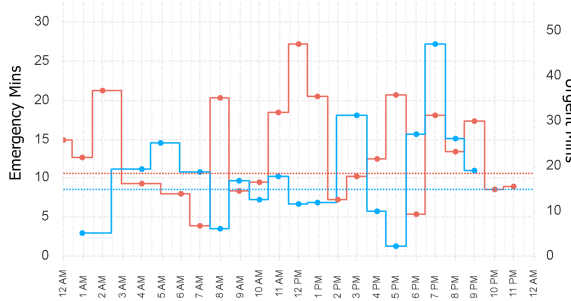
Median Turnout Time

Current Month: Emergency: 0.9 Urgent: 2.0



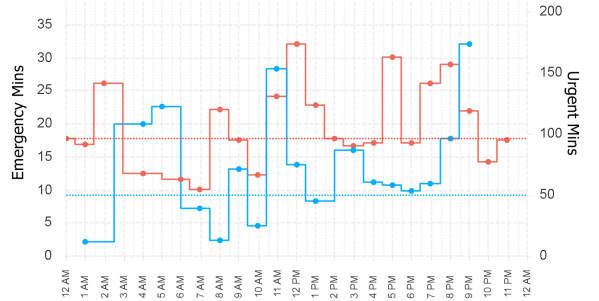
Median Travel Time

Current Month: Emergency: 10.7 Urgent: 14.7

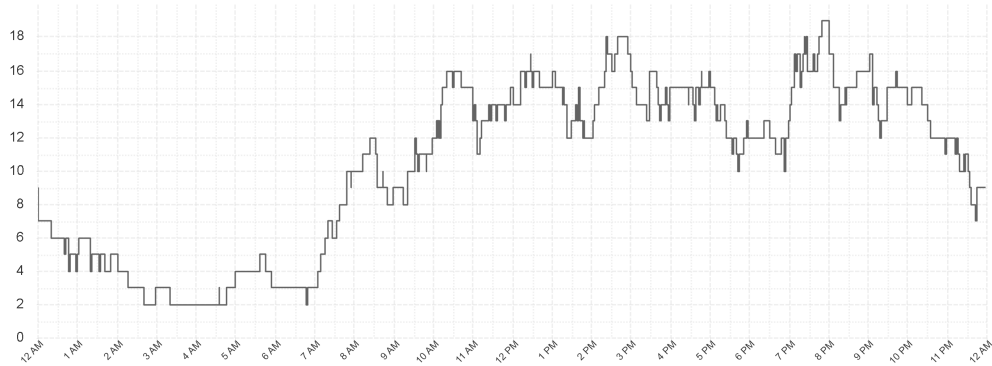


Median Response Time

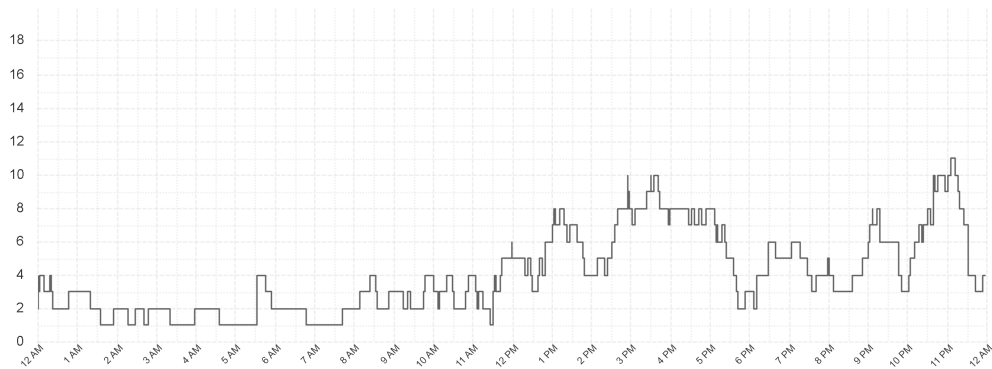
Current Month: Emergency: 17.8 Urgent: 50.6



EMS Utilisation By Hour



Ambulances at Hospital By Hour



Outlier Activity

Activation Time Outliers

Incident Number	Call Time	Region	Initial Priority	Activation Time (mins)
000015-09072024	1:17 AM	South	I	6
000049-09072024	7:00 AM	North	I	6
000159-09072024	11:34 AM	South	I	5
000263-09072024	4:22 PM	South	I	7
000295-09072024	5:35 PM	North	I	10
000317-09072024	6:52 PM	South	I	8
000359-09072024	8:53 PM	South	I	28
000386-09072024	10:01 PM	South	I	6
000409-09072024	11:17 PM	South	I	8
000414-09072024	11:48 PM	South	I	22

Turnout Time Outliers

Incident Number	Call Time	Region	Initial Priority	Fleet Number	Turnout Time (mins)
000086-09072024	09:19 AM	North	I	876	12
000086-09072024	09:19 AM	North	I	893	16
000171-09072024	12:05 PM	N West	I	749	5
000259-09072024	04:03 PM	North	I	701	7

Glossary

EMS Emergency

An immediately life threatening incident. On-road resources must mobilise as soon as possible and respond using emergency warning devices.
Includes: EMS Incident Type. Priority 0 & 1.

EMS Urgent

An incident which should have a clinician on scene within 60 minutes. On-road resources must mobilise as soon as possible but respond without using emergency warning devices.
Includes: EMS Incident Type. Priority 2,3,4.

Other

Non Urgent EMS incidents. Patient Travel and Interfacility Coordination jobs. Search and Rescue jobs

Outliers

Emergency Incidents with Activation and Turnout times greater than 5 minutes.

From: PerformanceReporting@ambulance.tas.gov.au
 Sent: Monday, 1 July 2024 5:53 AM
 Subject: Ambulance Tasmania Daily Activity Report

Ambulance Tasmania Daily Report: Sun 30 Jun



Final June MERT: 15.2

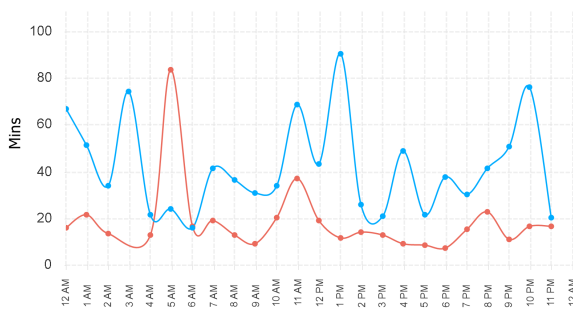
	Incidents			Total
	South	North	North West	
EMS Emergency	65	38	23	126
EMS Urgent	53	34	24	111
Other	5	6	3	14
Total	123	78	50	251

	Median Emergency Performance			Total
	South	North	North West	
Activation	2.2	1.9	1.7	2.0
Turnout	1.1	2.3	2.3	1.7
Travel	8.0	8.5	7.6	8.1
Response	15.3	14.4	13.5	14.5

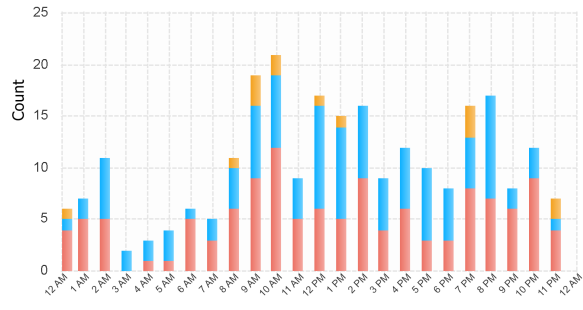
Legend

Emergency Urgent Other

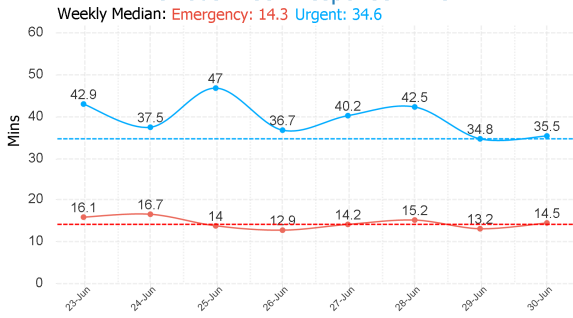
Median Response Time By Hour



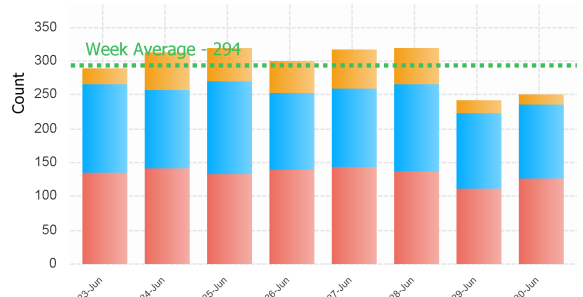
Incident Count by Hour



Previous Week Response Time

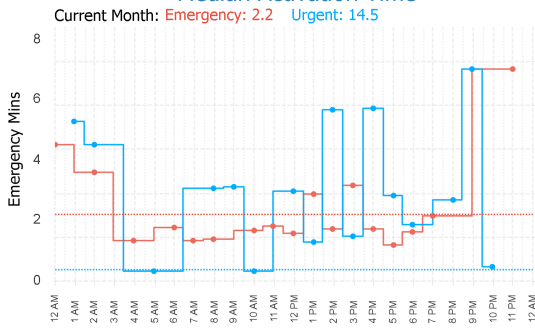


Previous Week Incident Count

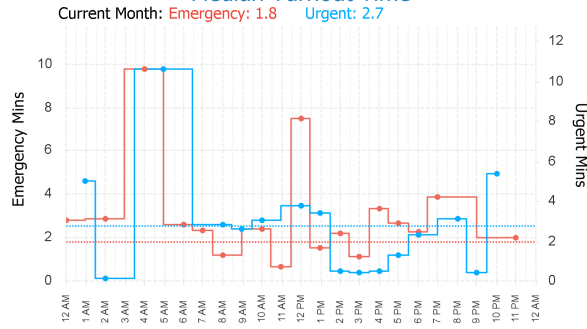


Northern Region

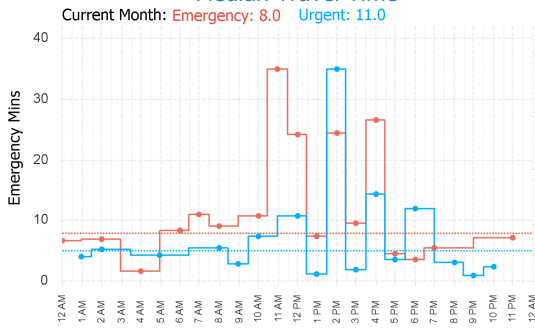
Median Activation Time



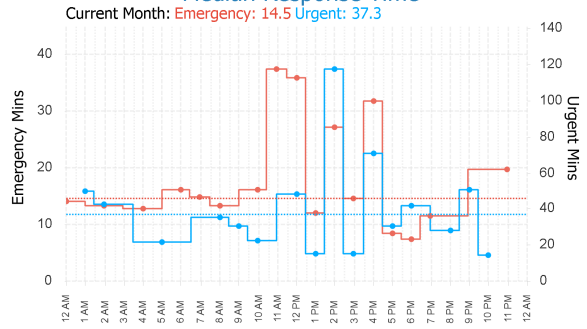
Median Turnout Time



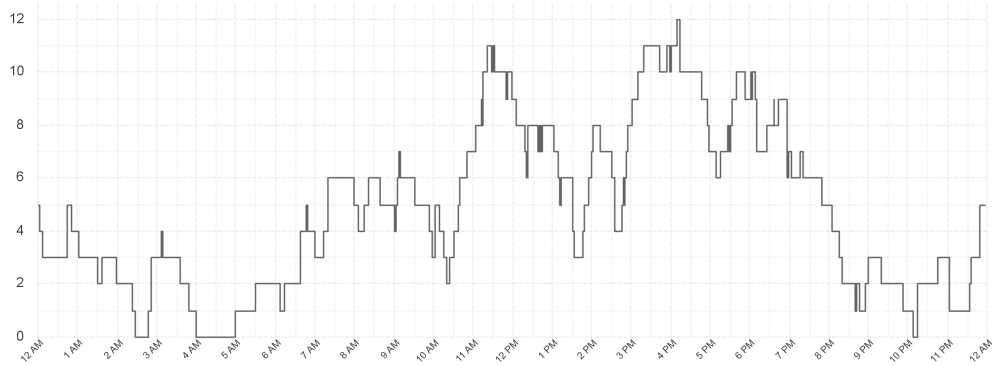
Median Travel Time



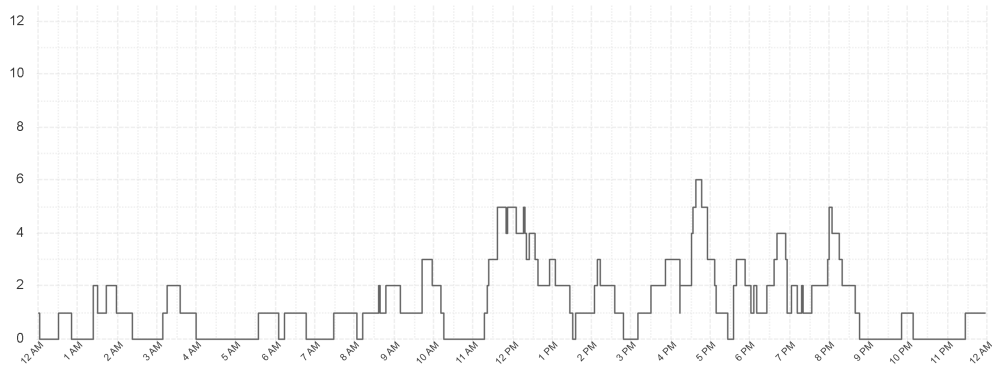
Median Response Time



EMS Utilisation By Hour



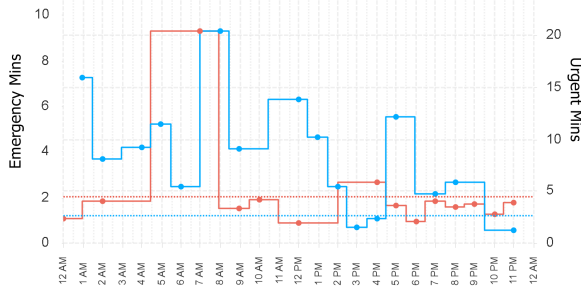
Ambulances at Hospital By Hour



North Western Region

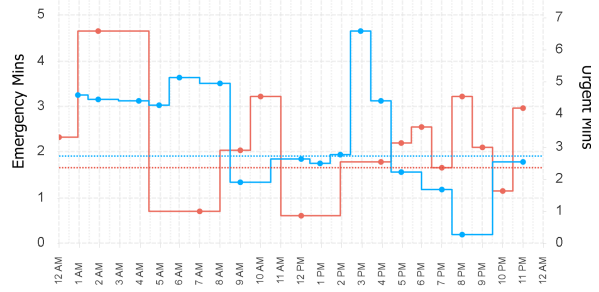
Median Activation Time

Current Month: **Emergency: 2.0** **Urgent: 9.2**



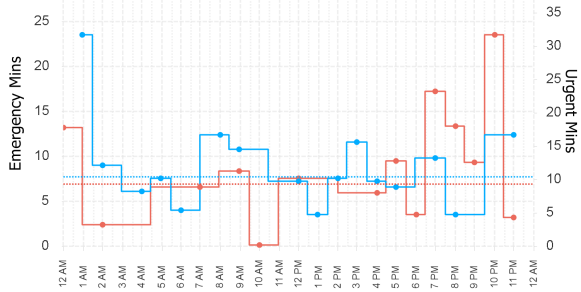
Median Turnout Time

Current Month: **Emergency: 1.7** **Urgent: 2.7**



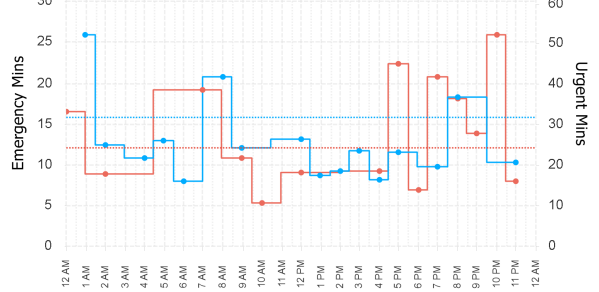
Median Travel Time

Current Month: **Emergency: 6.9** **Urgent: 10.5**

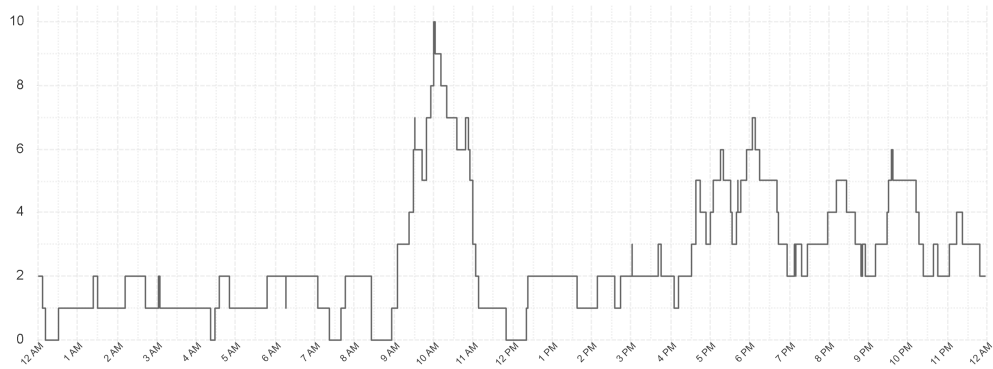


Median Response Time

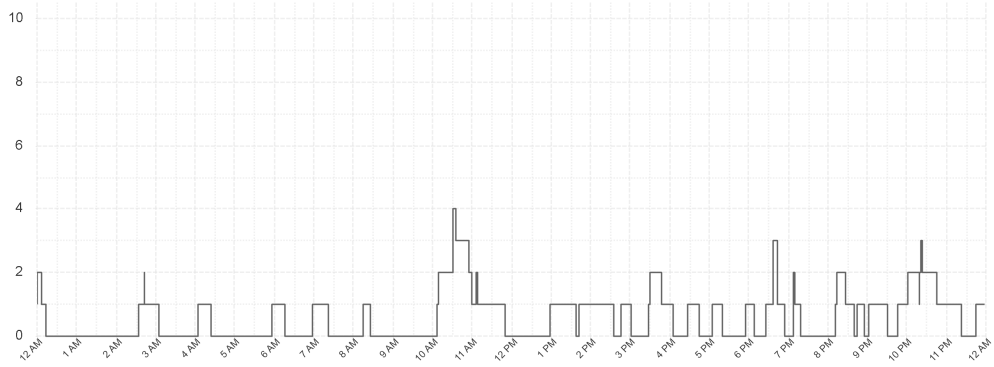
Current Month: **Emergency: 12.1** **Urgent: 32.0**



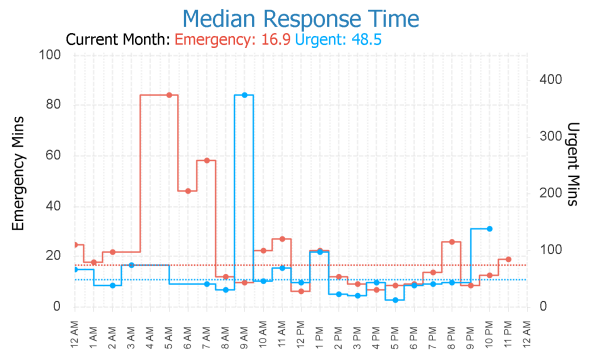
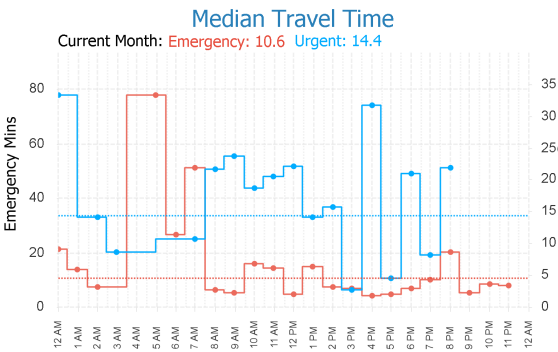
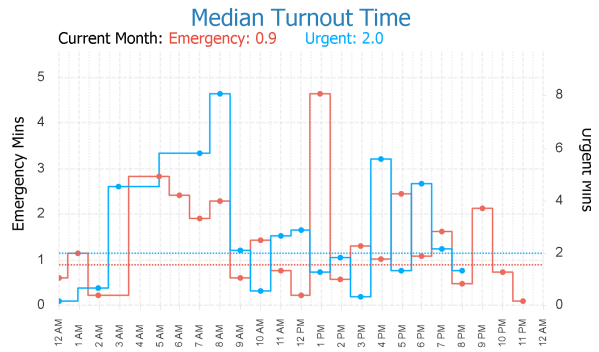
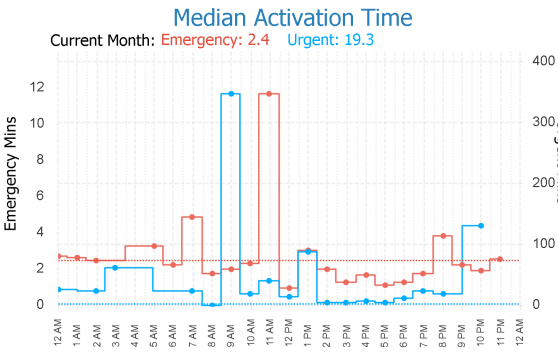
EMS Utilisation By Hour



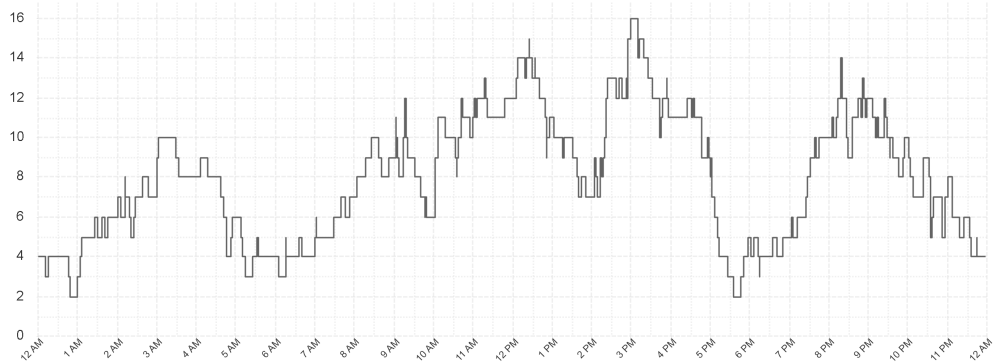
Ambulances at Hospital By Hour



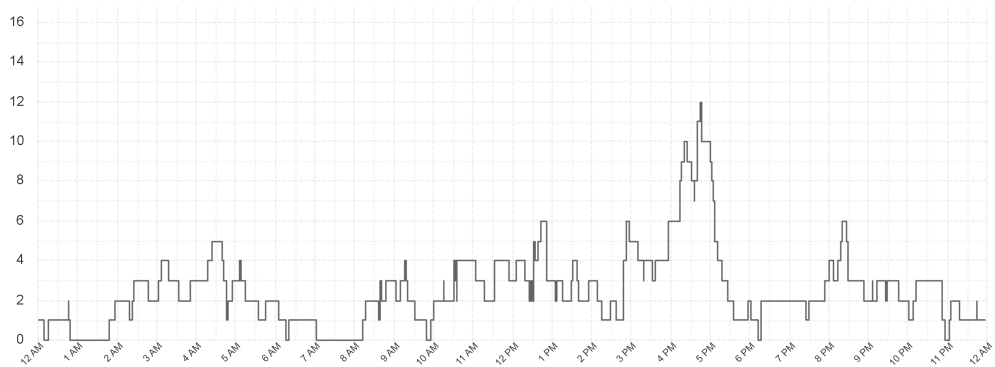
Southern Region



EMS Utilisation By Hour



Ambulances at Hospital By Hour



Outlier Activity

Activation Time Outliers

Incident Number	Call Time	Region	Initial Priority	Activation Time (mins)
000012-30062024	1:07 AM	South	I	20
000027-30062024	2:48 AM	North	I	5
000115-30062024	10:53 AM	South	I	8
000128-30062024	11:34 AM	South	I	21
000303-30062024	10:48 PM	South	I	6
000304-30062024	10:48 PM	South	I	6

Turnout Time Outliers

Incident Number	Call Time	Region	Initial Priority	Fleet Number	Turnout Time (mins)
000036-30062024	04:59 AM	North	I	753	10
000143-30062024	12:23 PM	North	I	744	8
000190-30062024	02:48 PM	North	I	729	13

Glossary

EMS Emergency

An immediately life threatening incident. On-road resources must mobilise as soon as possible and respond using emergency warning devices.
Includes: EMS Incident Type. Priority 0 & 1.

EMS Urgent

An incident which should have a clinician on scene within 60 minutes. On-road resources must mobilise as soon as possible but respond without using emergency warning devices.
Includes: EMS Incident Type. Priority 2,3,4.

Other

Non Urgent EMS incidents. Patient Travel and Interfacility Coordination jobs. Search and Rescue jobs

Outliers

Emergency Incidents with Activation and Turnout times greater than 5 minutes.

From: PerformanceReporting@ambulance.tas.gov.au
 Sent: Tuesday, 2 July 2024 6:02 AM
 Subject: Ambulance Tasmania Daily Activity Report

Ambulance Tasmania Daily Report: Mon 01 Jul



Current July MERT: 16.7

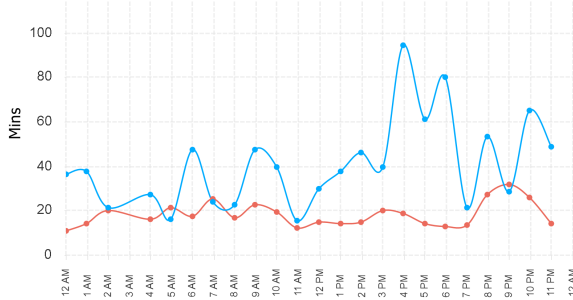
	Incidents			Total
	South	North	North West	
EMS Emergency	68	34	25	127
EMS Urgent	73	39	35	147
Other	14	15	12	41
Total	155	88	72	315

	Median Emergency Performance			
	South	North	North West	Total
Activation	2.7	2.5	2.6	2.6
Turnout	0.5	1.4	1.9	1.0
Travel	10.6	8.1	8.5	9.7
Response	19.6	14.1	15.7	16.9

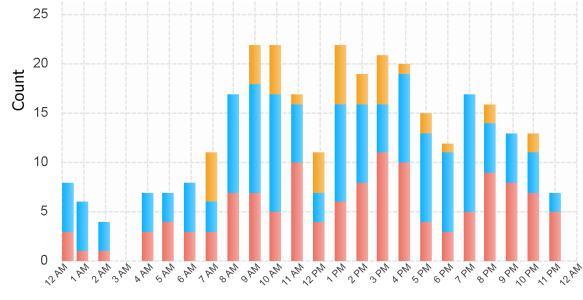
Legend

Emergency Urgent Other

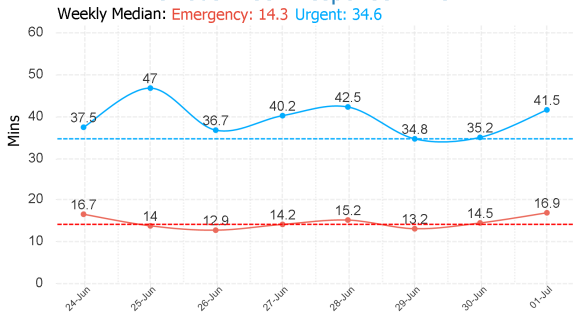
Median Response Time By Hour



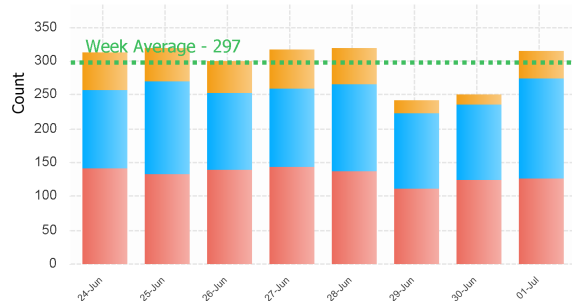
Incident Count by Hour



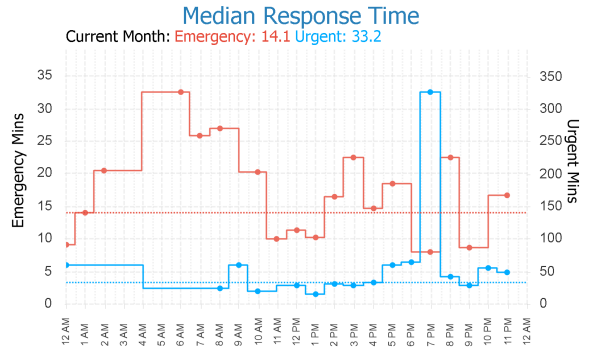
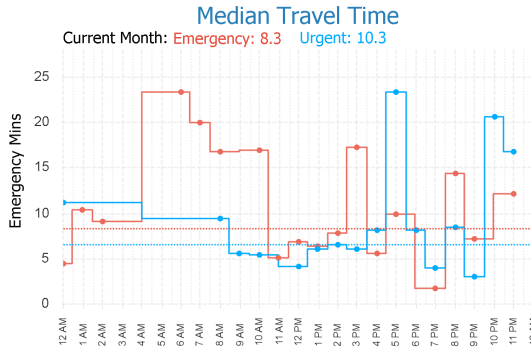
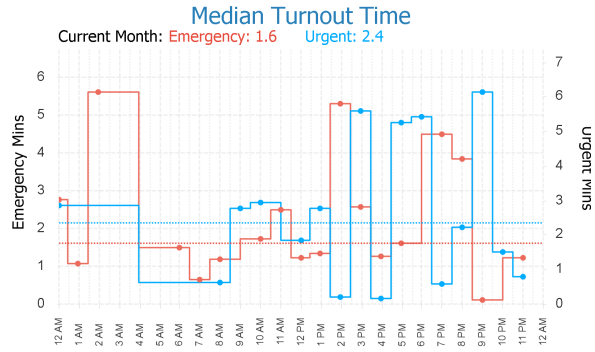
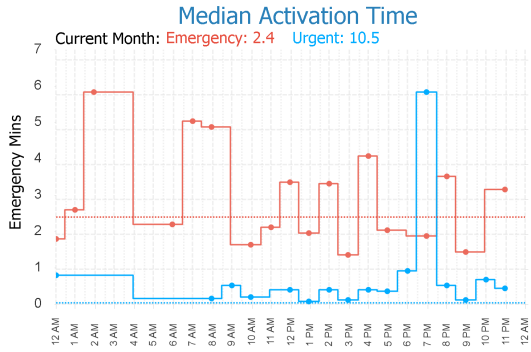
Previous Week Response Time



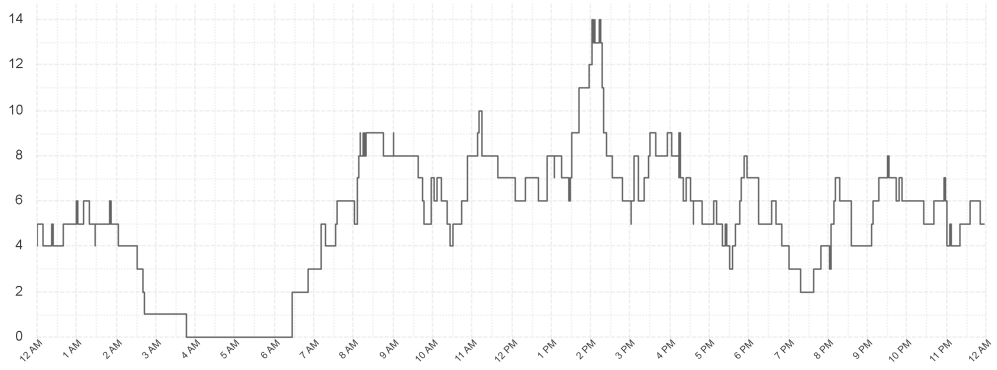
Previous Week Incident Count



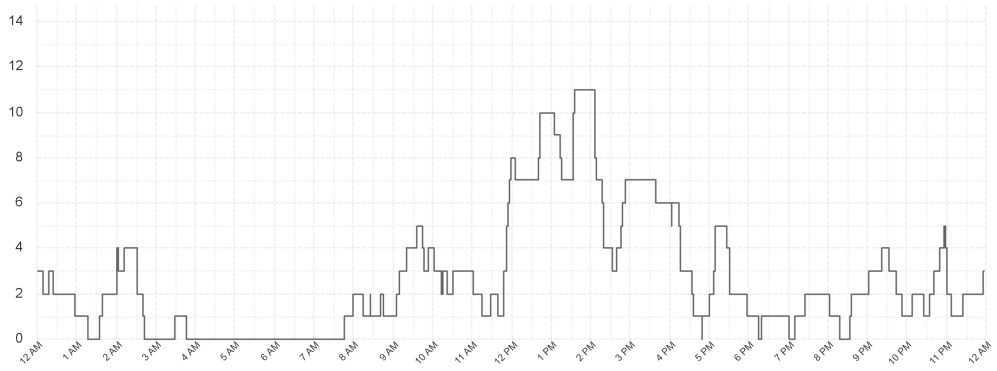
Northern Region



EMS Utilisation By Hour



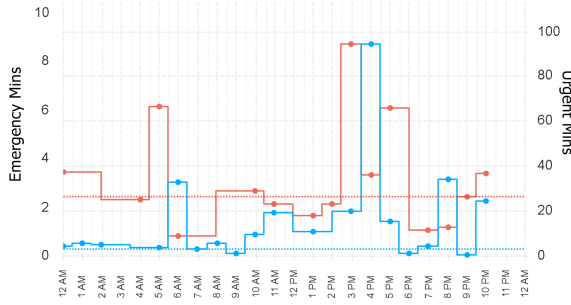
Ambulances at Hospital By Hour



North Western Region

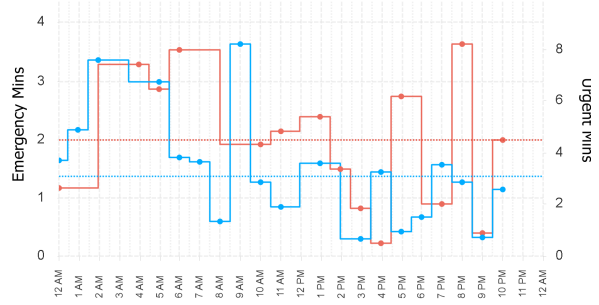
Median Activation Time

Current Month: **Emergency: 2.5** **Urgent: 6.7**



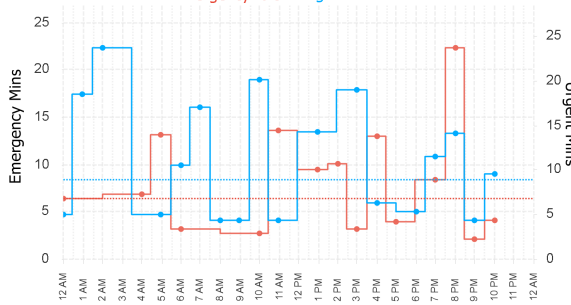
Median Turnout Time

Current Month: **Emergency: 2.0** **Urgent: 3.1**



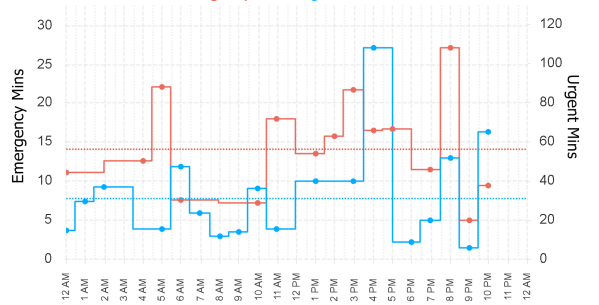
Median Travel Time

Current Month: **Emergency: 6.5** **Urgent: 8.9**

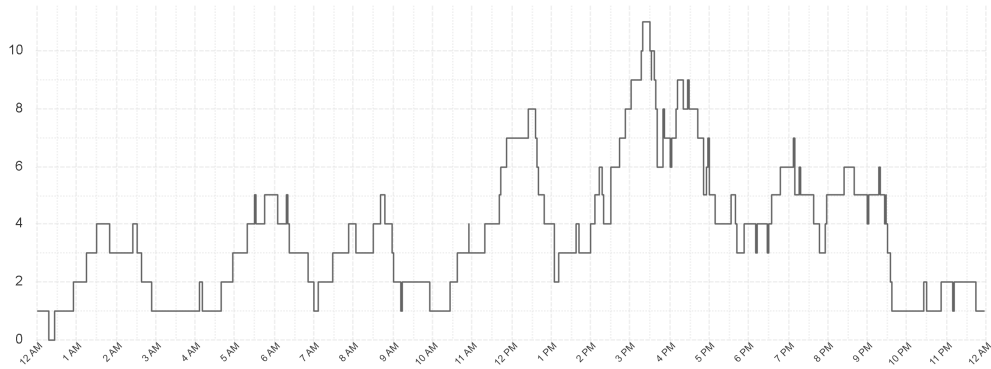


Median Response Time

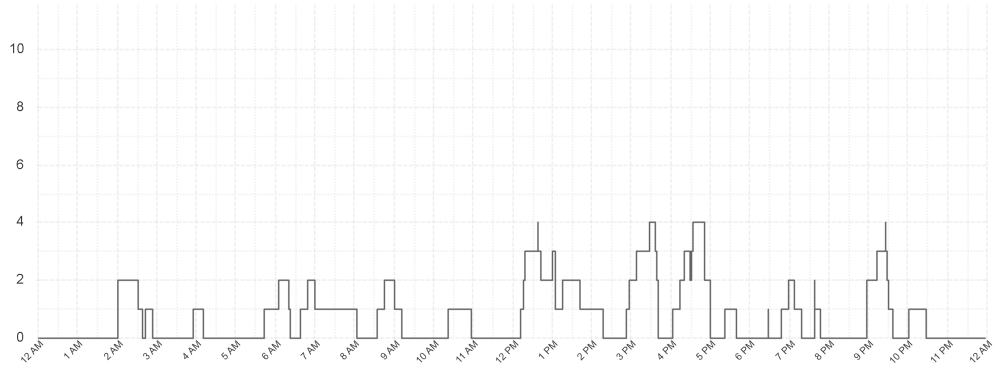
Current Month: **Emergency: 14.2** **Urgent: 30.8**



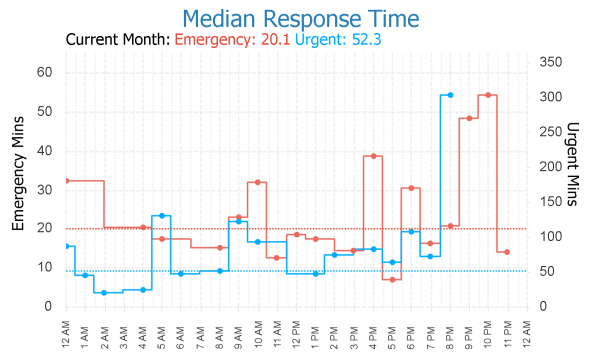
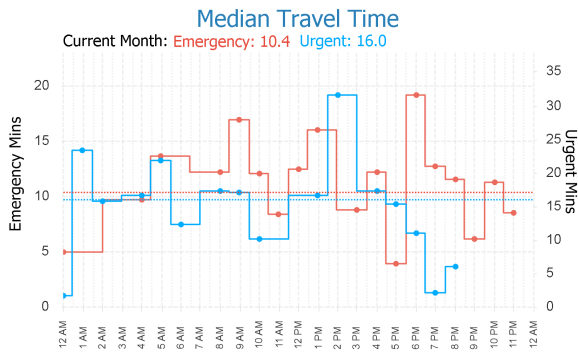
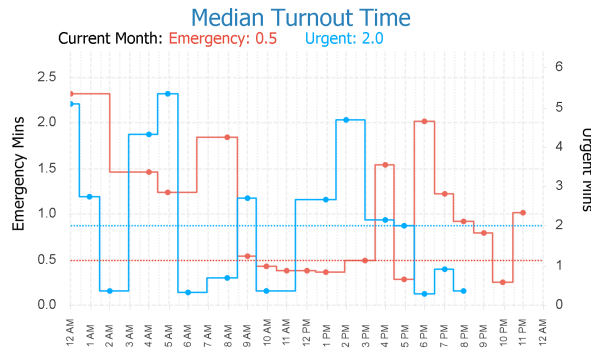
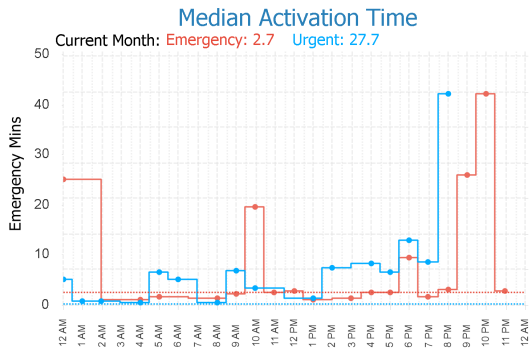
EMS Utilisation By Hour



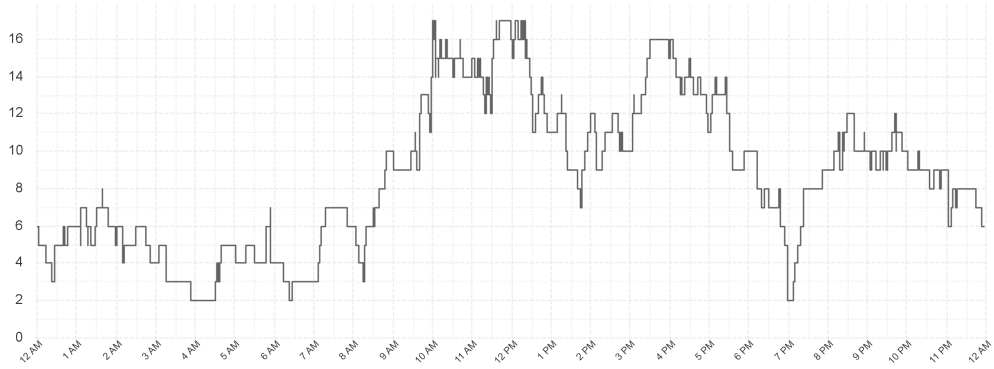
Ambulances at Hospital By Hour



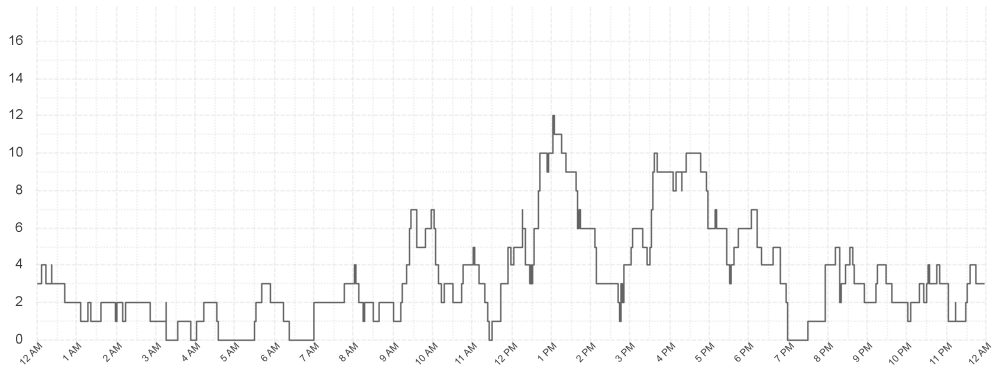
Southern Region



EMS Utilisation By Hour



Ambulances at Hospital By Hour



Outlier Activity

Activation Time Outliers

Incident Number	Call Time	Region	Initial Priority	Activation Time (mins)
000001-01072024	12:02 AM	South	I	38
000020-01072024	2:28 AM	North	I	6
000055-01072024	7:29 AM	North	I	5
000062-01072024	7:54 AM	North	I	12
000066-01072024	8:03 AM	North	I	10
000102-01072024	9:55 AM	South	I	7
000142-01072024	11:17 AM	South	I	6
000192-01072024	1:52 PM	North	I	7
000262-01072024	4:10 PM	North	I	6
000277-01072024	4:42 PM	N West	I	15
000300-01072024	5:50 PM	N West	I	6
000307-01072024	6:10 PM	South	I	15
000363-01072024	8:58 PM	South	I	9
000365-01072024	9:01 PM	South	I	26
000367-01072024	9:04 PM	South	I	42
000369-01072024	9:14 PM	South	I	19
000373-01072024	9:30 PM	South	I	10
000381-01072024	10:00 PM	South	I	188
000383-01072024	10:12 PM	South	I	58
000387-01072024	10:21 PM	South	I	6
000390-01072024	10:26 PM	South	I	26
000412-01072024	11:38 PM	South	I	51

Turnout Time Outliers

Incident Number	Call Time	Region	Initial Priority	Fleet Number	Turnout Time (mins)
000020-01072024	02:28 AM	North	I	702	6
000076-01072024	08:37 AM	South	I	718	5
000103-01072024	09:55 AM	South	I	606	6
000198-01072024	02:00 PM	North	I	701	9
000363-01072024	08:58 PM	South	I	878	5
000365-01072024	09:01 PM	South	I	764	5

Glossary

EMS Emergency

An immediately life threatening incident. On-road resources must mobilise as soon as possible and respond using emergency warning devices.

Includes: EMS Incident Type. Priority 0 & 1.

EMS Urgent

An incident which should have a clinician on scene within 60 minutes. On-road resources must mobilise as soon as possible but respond without using emergency warning devices.

Includes: EMS Incident Type. Priority 2,3,4.

Other

Non Urgent EMS incidents. Patient Travel and Interfacility Coordination jobs. Search and Rescue jobs

Outliers

Emergency Incidents with Activation and Turnout times greater than 5 minutes.

From: PerformanceReporting@ambulance.tas.gov.au
Sent: Wednesday, 3 July 2024 5:59 AM
Subject: Ambulance Tasmania Daily Activity Report

Ambulance Tasmania Daily Report: Tue 02 Jul



Current July MERT: 15.4

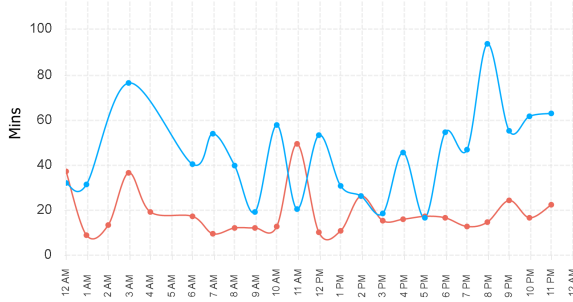
	Incidents			Total
	South	North	North West	
EMS Emergency	58	33	28	119
EMS Urgent	64	25	35	124
Other	24	19	18	61
Total	146	77	81	304

	Median Emergency Performance			
	South	North	North West	Total
Activation	2.3	2.0	2.2	2.2
Turnout	1.3	1.7	0.8	1.3
Travel	9.0	8.9	6.6	8.5
Response	15.1	15.4	11.9	15.1

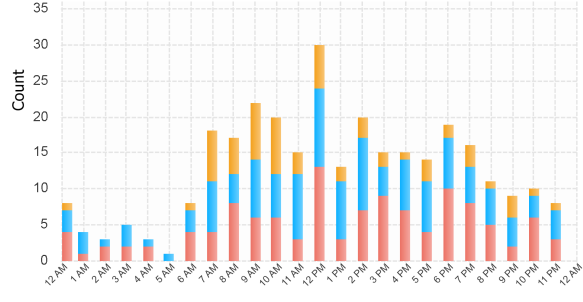
Legend

■ Emergency
 ■ Urgent
 ■ Other

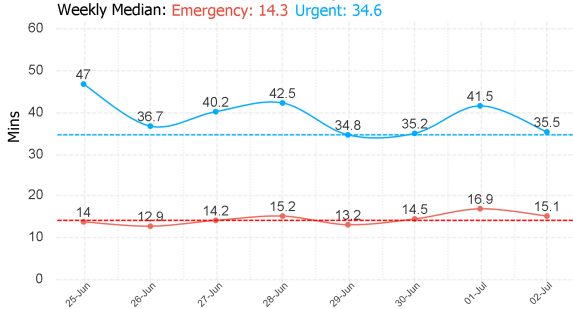
Median Response Time By Hour



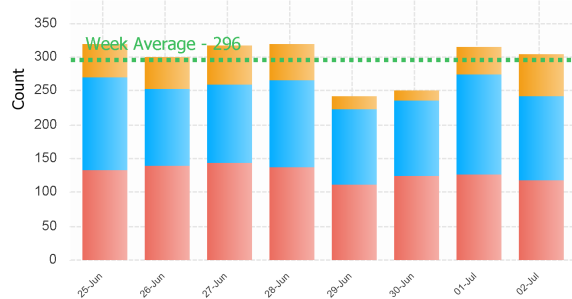
Incident Count by Hour



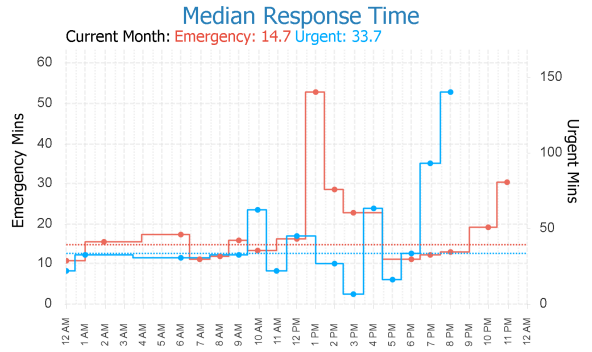
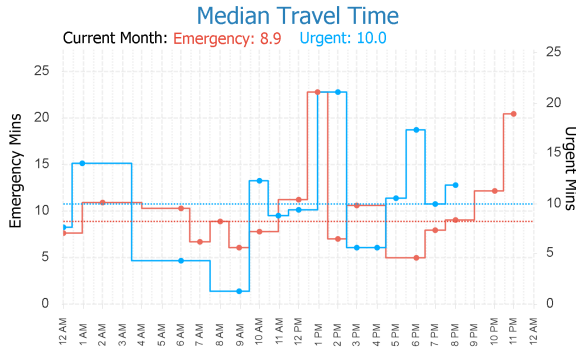
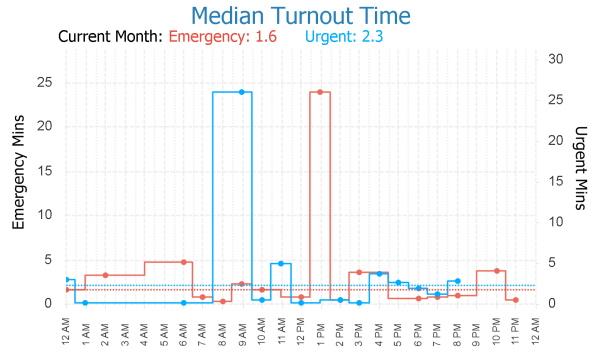
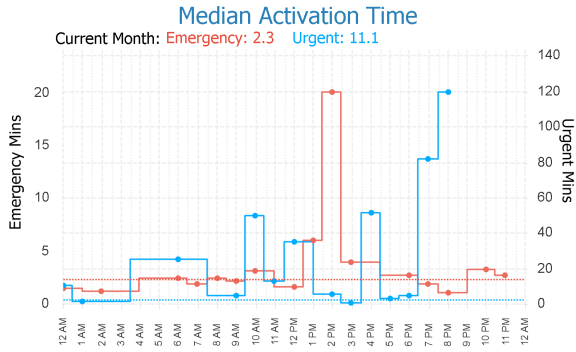
Previous Week Response Time



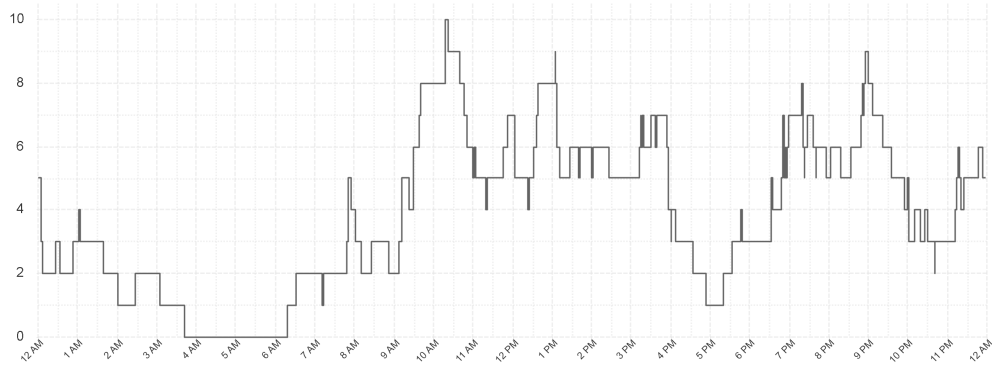
Previous Week Incident Count



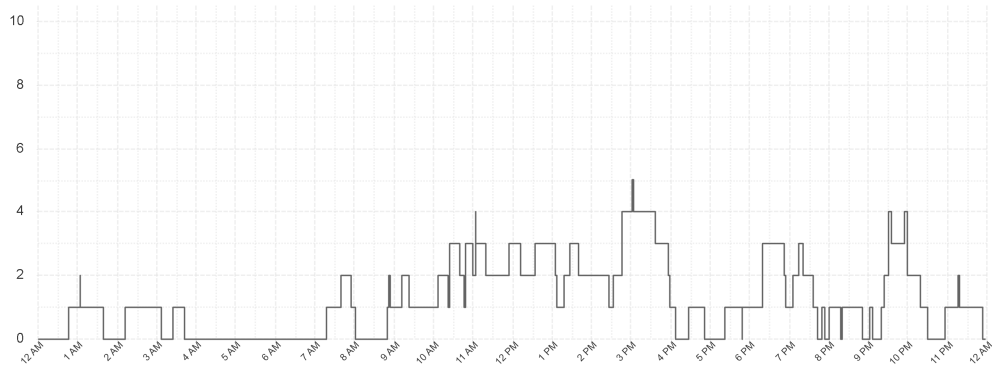
Northern Region



EMS Utilisation By Hour



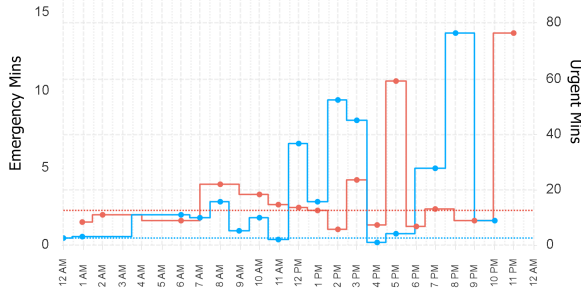
Ambulances at Hospital By Hour



North Western Region

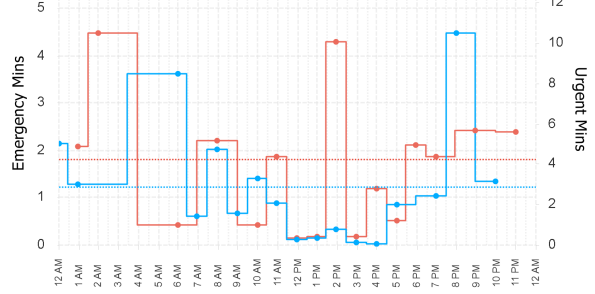
Median Activation Time

Current Month: **Emergency: 2.2** **Urgent: 9.2**



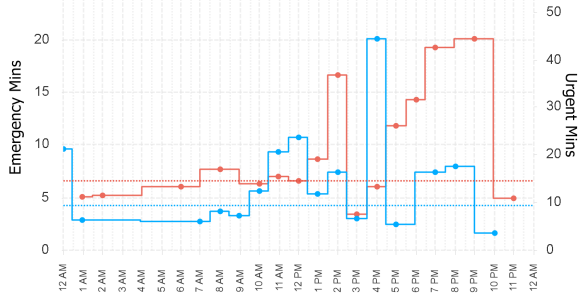
Median Turnout Time

Current Month: **Emergency: 1.8** **Urgent: 2.9**



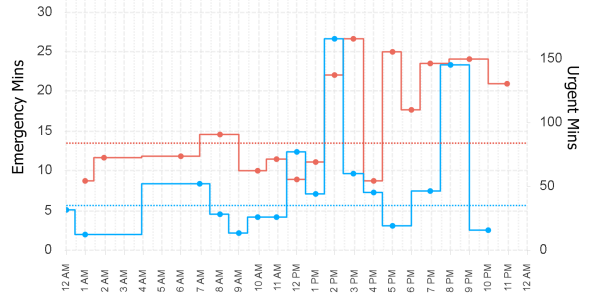
Median Travel Time

Current Month: **Emergency: 6.6** **Urgent: 9.5**

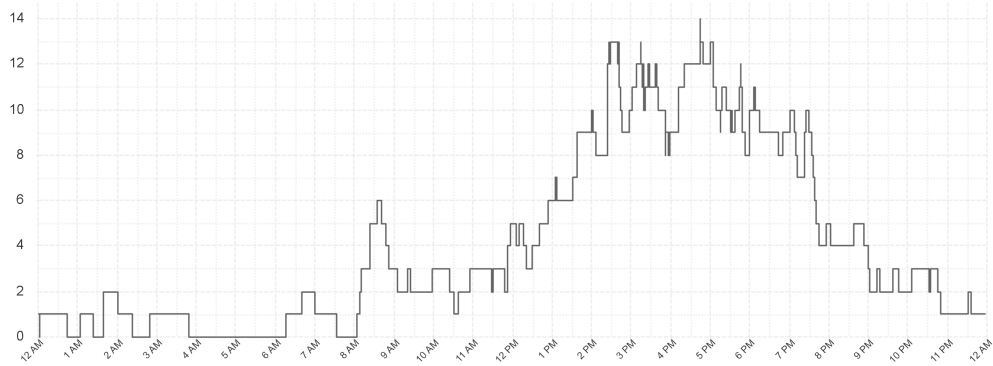


Median Response Time

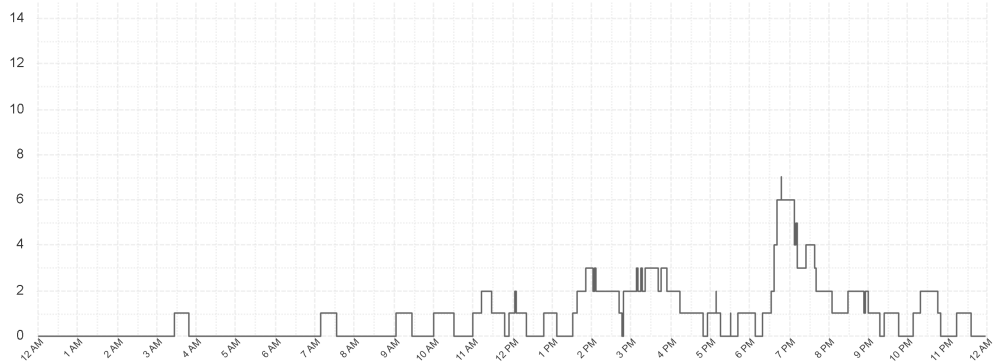
Current Month: **Emergency: 13.5** **Urgent: 35.1**



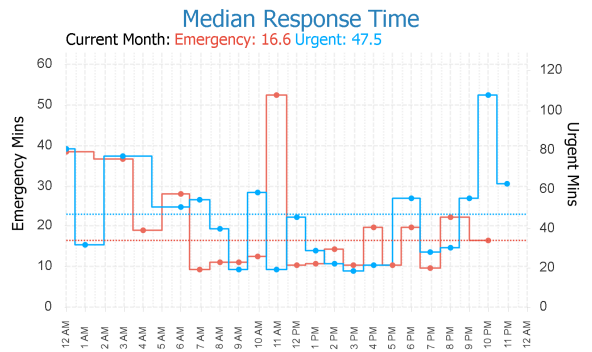
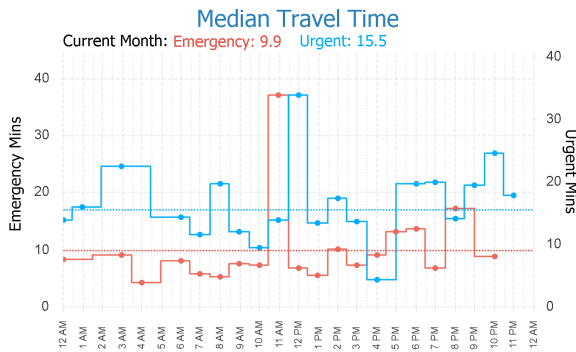
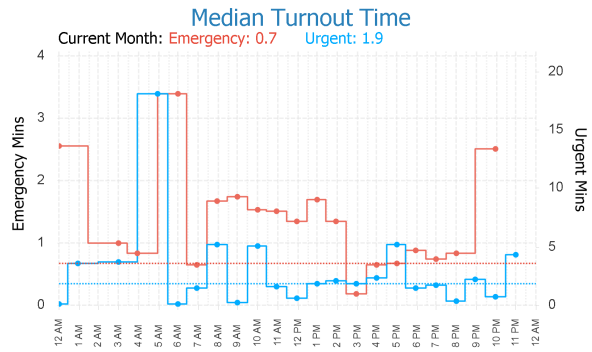
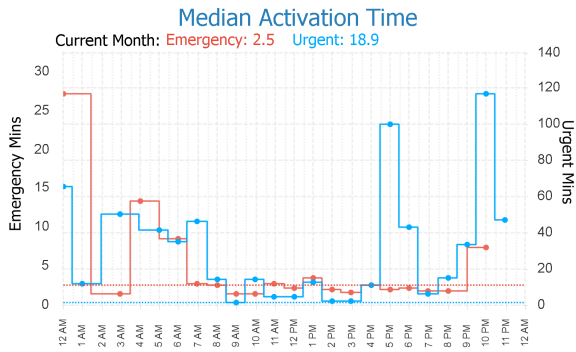
EMS Utilisation By Hour



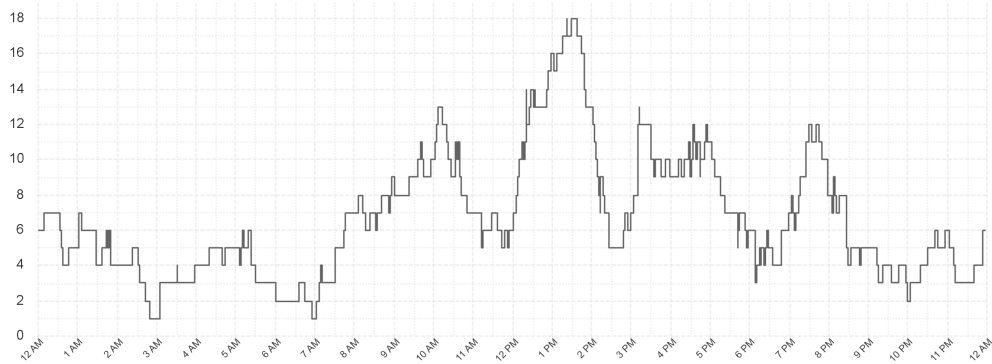
Ambulances at Hospital By Hour



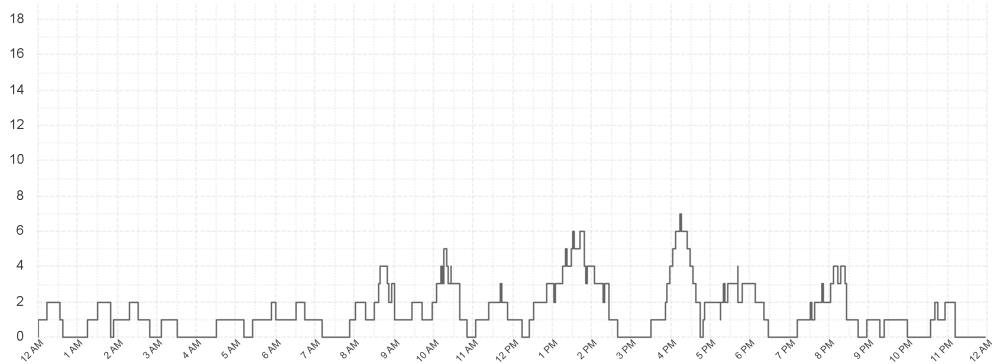
Southern Region



EMS Utilisation By Hour



Ambulances at Hospital By Hour



Outlier Activity

Activation Time Outliers

Incident Number	Call Time	Region	Initial Priority	Activation Time (mins)
000002-02072024	12:20 AM	South	I	29
000007-02072024	12:37 AM	South	I	26
000030-02072024	4:45 AM	South	I	24
000039-02072024	6:55 AM	South	I	9
000184-02072024	1:00 PM	North	I	6
000223-02072024	3:02 PM	N West	I	8
000254-02072024	4:22 PM	South	I	10
000373-02072024	10:00 PM	South	I	5
000374-02072024	10:04 PM	South	I	15
000388-02072024	11:20 PM	N West	I	14

Turnout Time Outliers

Incident Number	Call Time	Region	Initial Priority	Fleet Number	Turnout Time (mins)
000075-02072024	08:43 AM	South	I	764	5
000080-02072024	08:54 AM	South	I	718	6
000093-02072024	09:27 AM	North	I	889	6
000118-02072024	10:33 AM	South	I	872	12
000184-02072024	01:00 PM	North	I	877	24
000209-02072024	02:29 PM	N West	I	711	8
000209-02072024	02:29 PM	N West	I	881	15
000238-02072024	03:37 PM	North	I	877	13
000346-02072024	08:07 PM	South	I	882	5

Glossary

EMS Emergency

An immediately life threatening incident. On-road resources must mobilise as soon as possible and respond using emergency warning devices. Includes: EMS Incident Type. Priority 0 & 1.

EMS Urgent

An incident which should have a clinician on scene within 60 minutes. On-road resources must mobilise as soon as possible but respond without using emergency warning devices. Includes: EMS Incident Type. Priority 2,3,4.

Other

Non Urgent EMS incidents. Patient Travel and Interfacility Coordination jobs. Search and Rescue jobs

Outliers

Emergency Incidents with Activation and Turnout times greater than 5 minutes.

From: PerformanceReporting@ambulance.tas.gov.au
 Sent: Thursday, 4 July 2024 5:59 AM
 Subject: Ambulance Tasmania Daily Activity Report

Ambulance Tasmania Daily Report: Wed 03 Jul



Current July MERT: 14.6

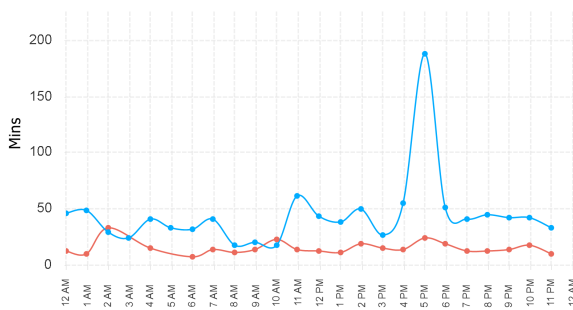
	Incidents			Total
	South	North	North West	
EMS Emergency	43	42	29	114
EMS Urgent	77	36	32	145
Other	22	22	15	59
Total	142	100	76	318

	Median Emergency Performance			Total
	South	North	North West	
Activation	1.8	2.0	1.9	1.9
Turnout	0.8	1.1	2.2	1.4
Travel	9.9	8.6	7.1	8.6
Response	13.4	14.7	10.4	13.6

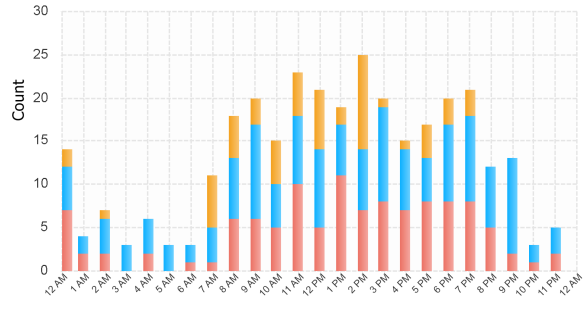
Legend

Emergency Urgent Other

Median Response Time By Hour

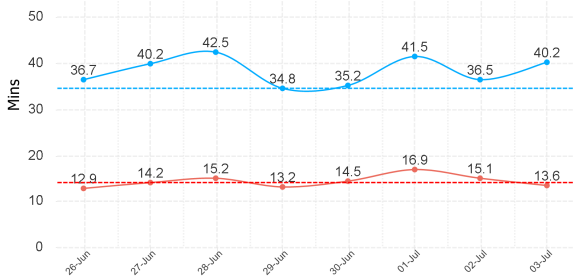


Incident Count by Hour

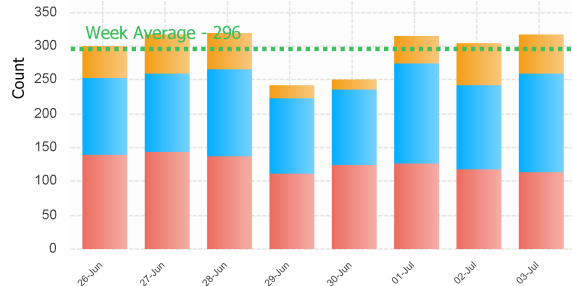


Previous Week Response Time

Weekly Median: Emergency: 14.3 Urgent: 34.6

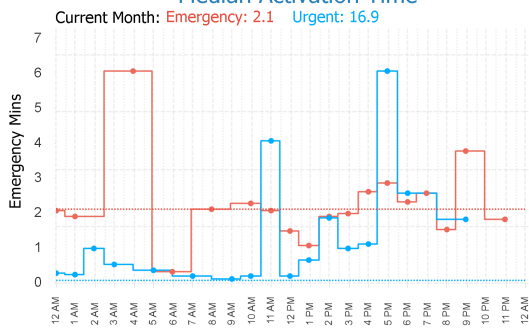


Previous Week Incident Count

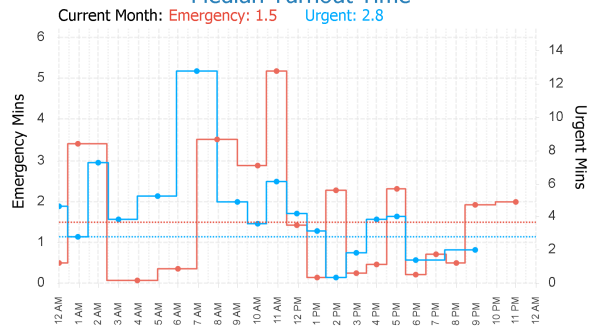


Northern Region

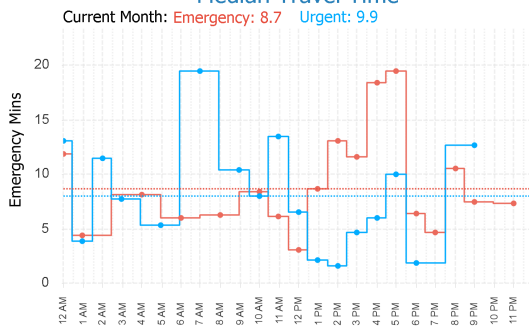
Median Activation Time



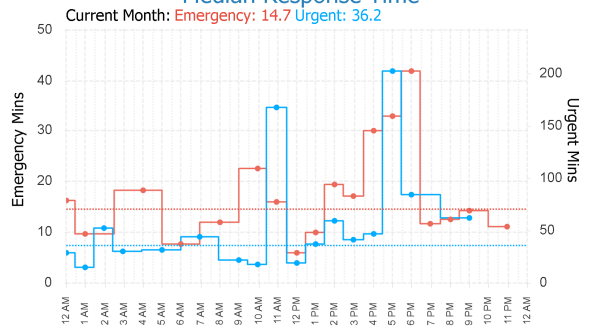
Median Turnout Time



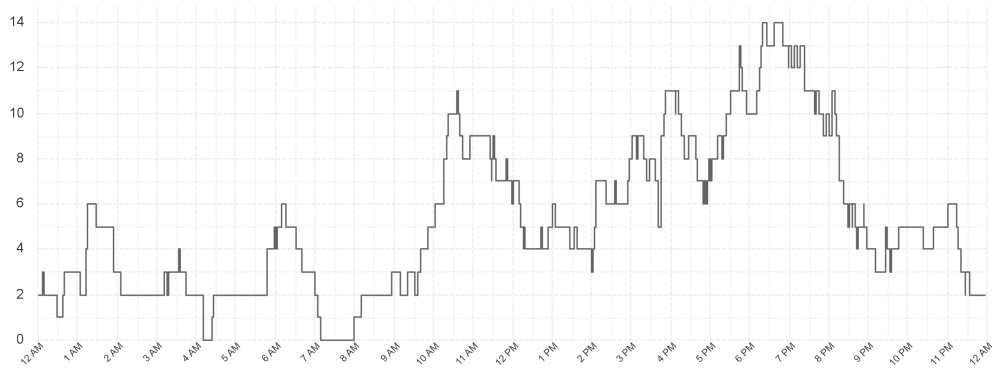
Median Travel Time



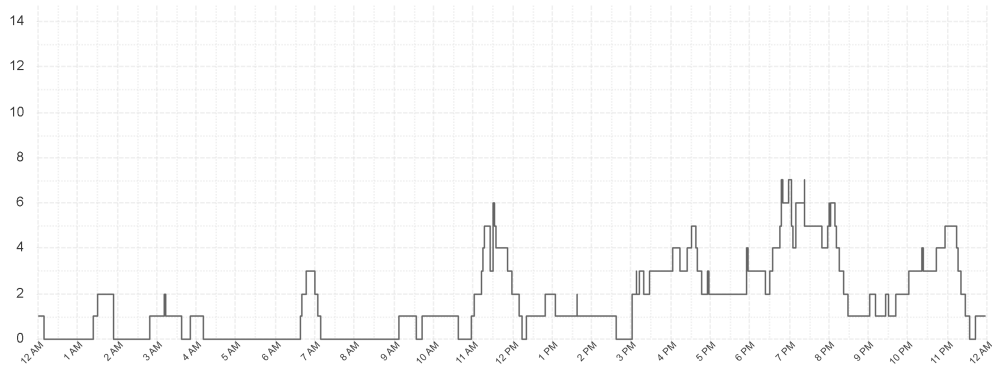
Median Response Time



EMS Utilisation By Hour

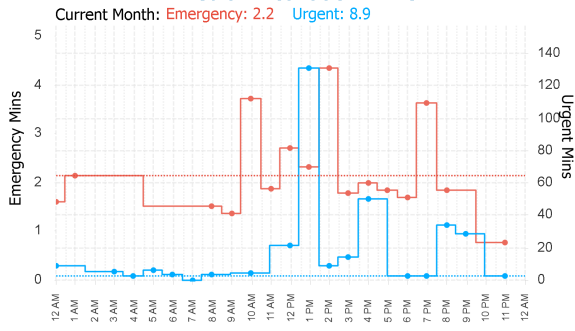


Ambulances at Hospital By Hour

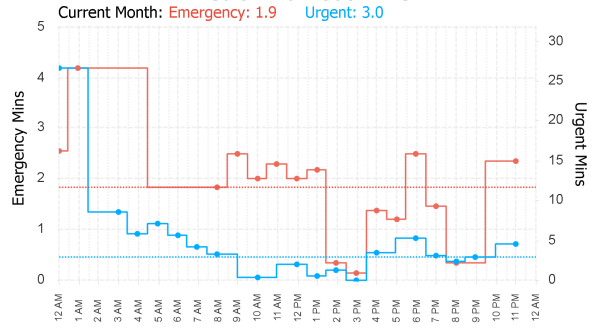


North Western Region

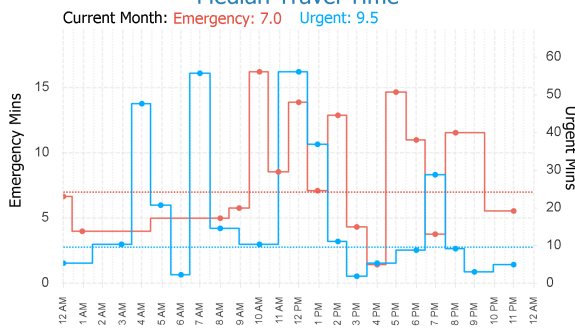
Median Activation Time



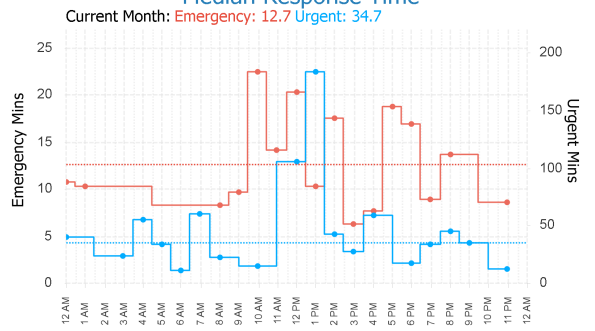
Median Turnout Time



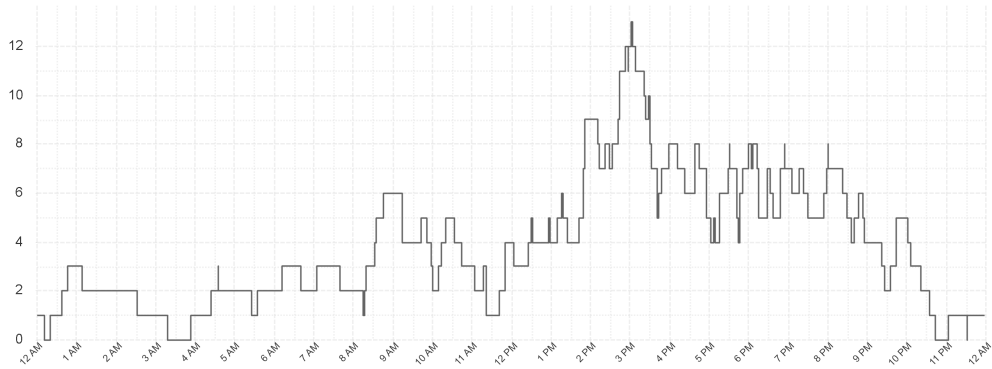
Median Travel Time



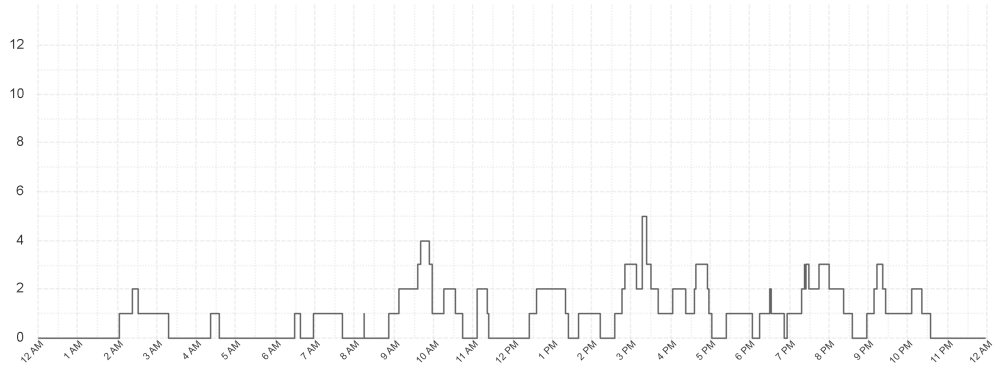
Median Response Time



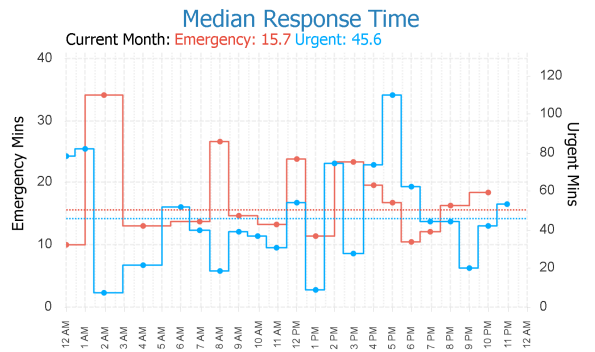
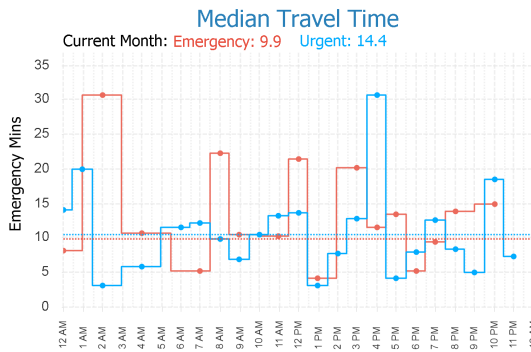
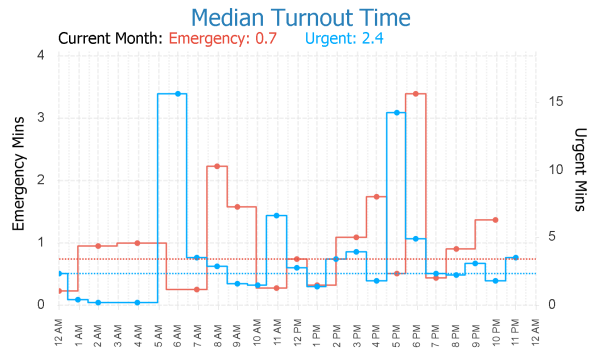
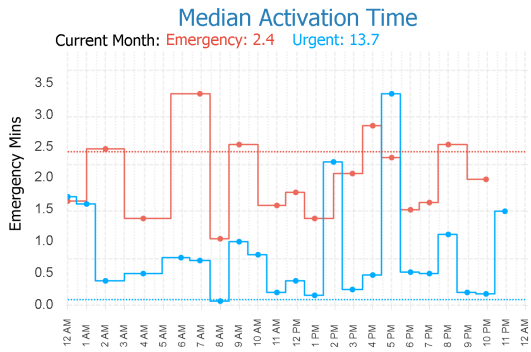
EMS Utilisation By Hour



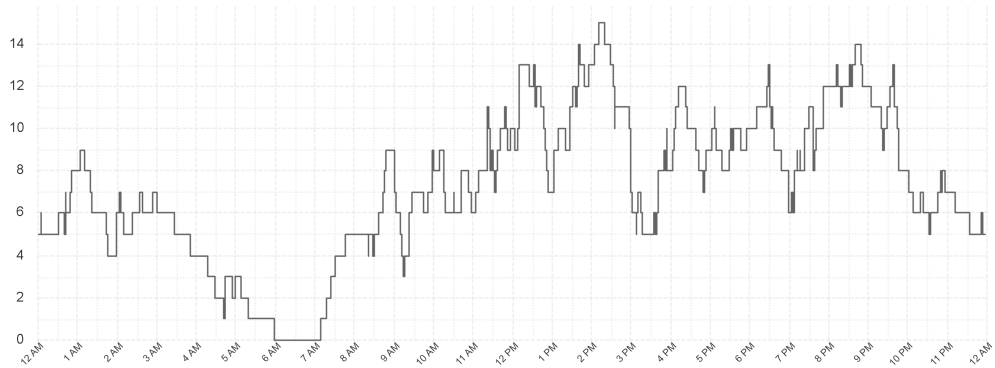
Ambulances at Hospital By Hour



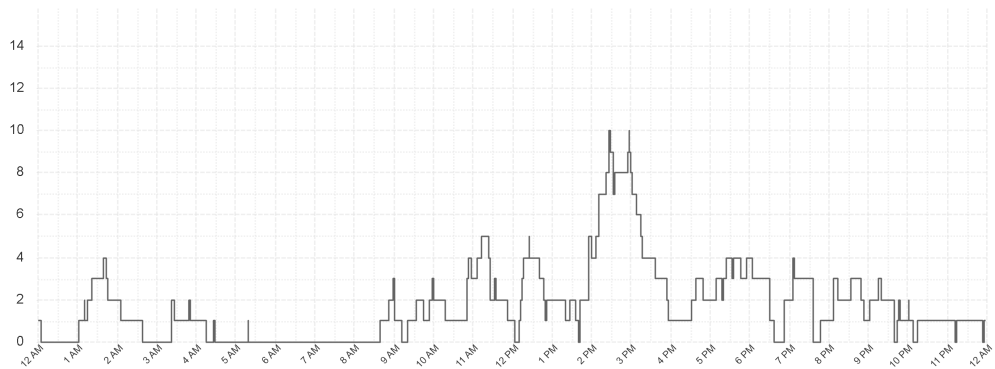
Southern Region



EMS Utilisation By Hour



Ambulances at Hospital By Hour



Outlier Activity

Activation Time Outliers

Incident Number	Call Time	Region	Initial Priority	Activation Time (mins)
000381-03072024	8:18 PM	South	I	17
000406-03072024	9:29 PM	North	I	6

Turnout Time Outliers

Incident Number	Call Time	Region	Initial Priority	Fleet Number	Turnout Time (mins)
000115-03072024	09:58 AM	South	I	851	6
000159-03072024	11:49 AM	North	I	767	7

Glossary

EMS Emergency

An immediately life threatening incident. On-road resources must mobilise as soon as possible and respond using emergency warning devices.
Includes: EMS Incident Type. Priority 0 & 1.

EMS Urgent

An incident which should have a clinician on scene within 60 minutes. On-road resources must mobilise as soon as possible but respond without using emergency warning devices.
Includes: EMS Incident Type. Priority 2,3,4.

Other

Non Urgent EMS incidents. Patient Travel and Interfacility Coordination jobs. Search and Rescue jobs

Outliers

Emergency Incidents with Activation and Turnout times greater than 5 minutes.

From: PerformanceReporting@ambulance.tas.gov.au
Sent: Friday, 5 July 2024 5:59 AM
Subject: Ambulance Tasmania Daily Activity Report

Ambulance Tasmania Daily Report: Thur 04 Jul



Current July MERT: 15.0

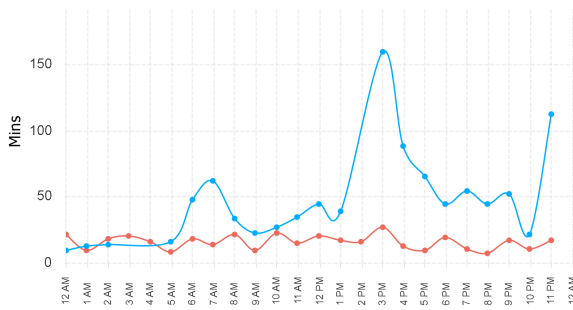
	Incidents			Total
	South	North	North West	
EMS Emergency	70	28	23	121
EMS Urgent	53	33	37	123
Other	21	20	14	55
Total	144	81	74	299

	Median Emergency Performance			Total
	South	North	North West	
Activation	1.8	2.7	2.0	2.0
Turnout	1.2	2.1	2.6	1.7
Travel	8.9	9.0	7.2	8.9
Response	15.8	15.5	14.4	15.6

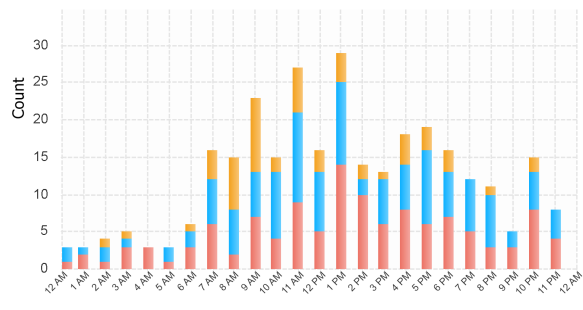
Legend

■ Emergency
 ■ Urgent
 ■ Other

Median Response Time By Hour

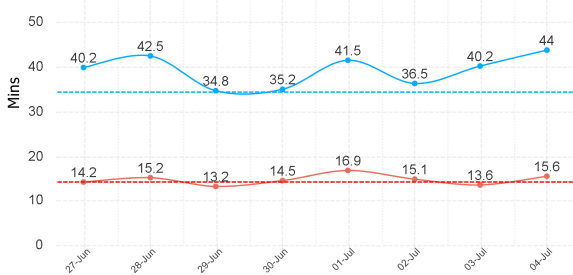


Incident Count by Hour

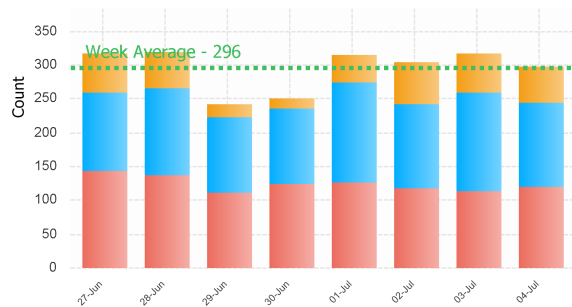


Previous Week Response Time

Weekly Median: Emergency: 14.3 Urgent: 34.6



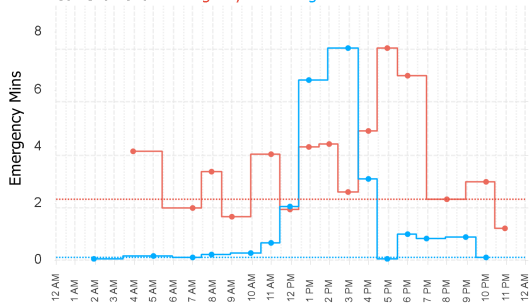
Previous Week Incident Count



Northern Region

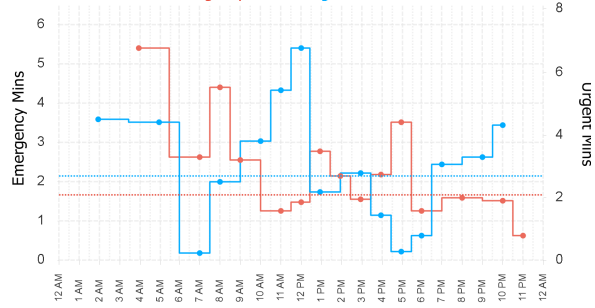
Median Activation Time

Current Month: **Emergency: 2.2** **Urgent: 15.0**



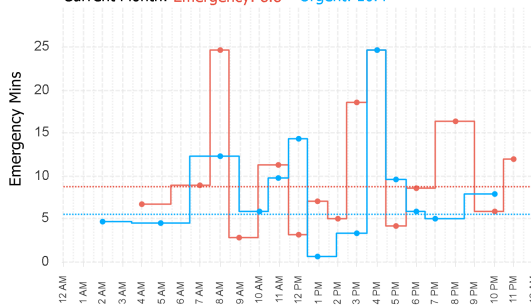
Median Turnout Time

Current Month: **Emergency: 1.7** **Urgent: 2.7**



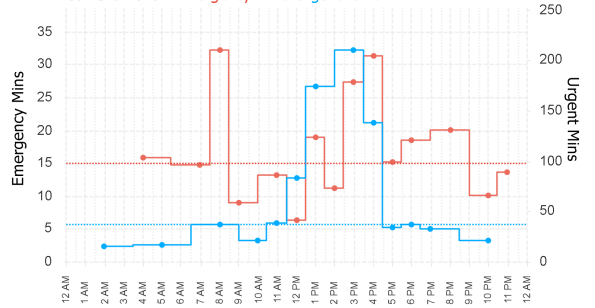
Median Travel Time

Current Month: **Emergency: 8.8** **Urgent: 10.4**

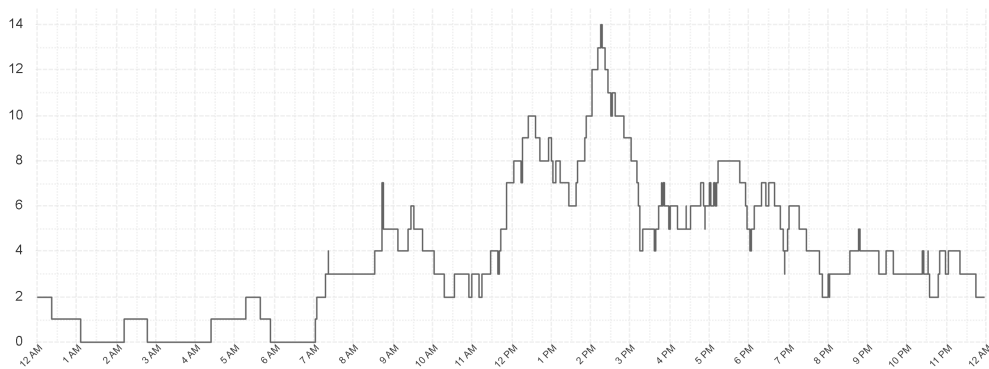


Median Response Time

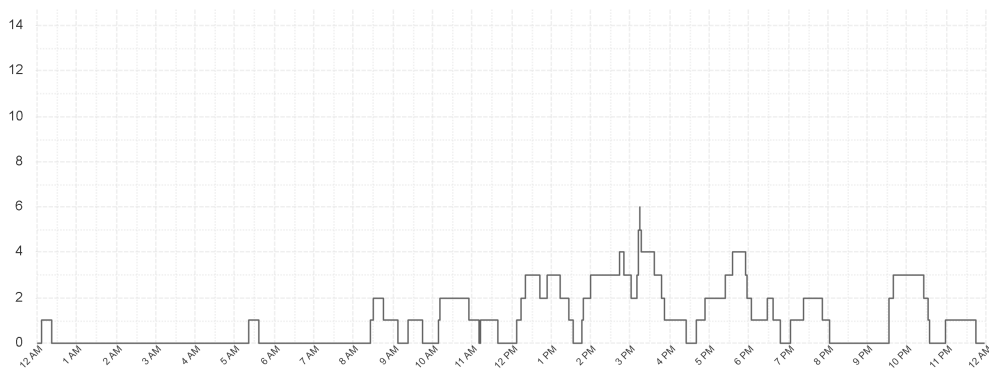
Current Month: **Emergency: 14.9** **Urgent: 37.6**



EMS Utilisation By Hour

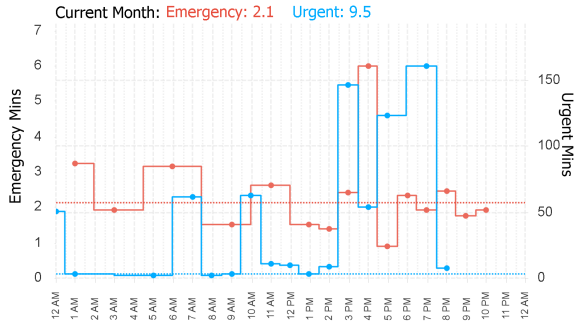


Ambulances at Hospital By Hour

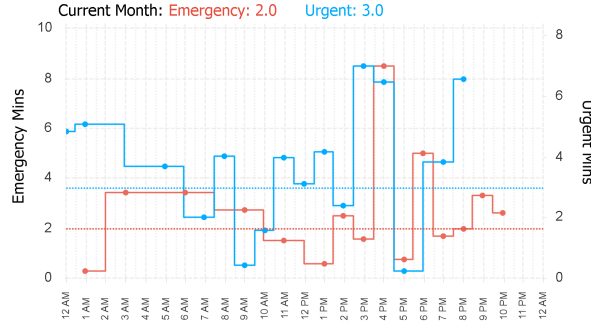


North Western Region

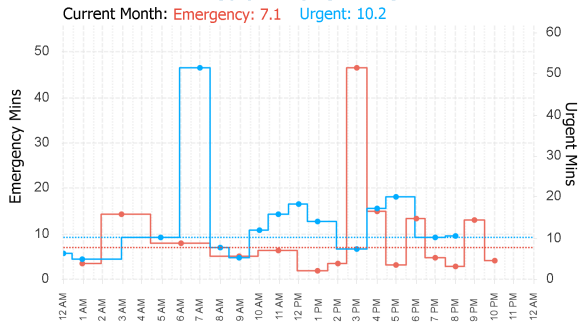
Median Activation Time



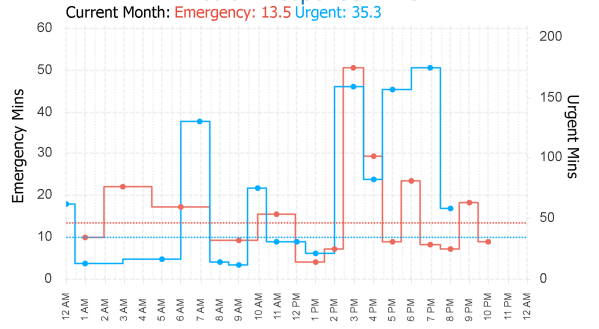
Median Turnout Time



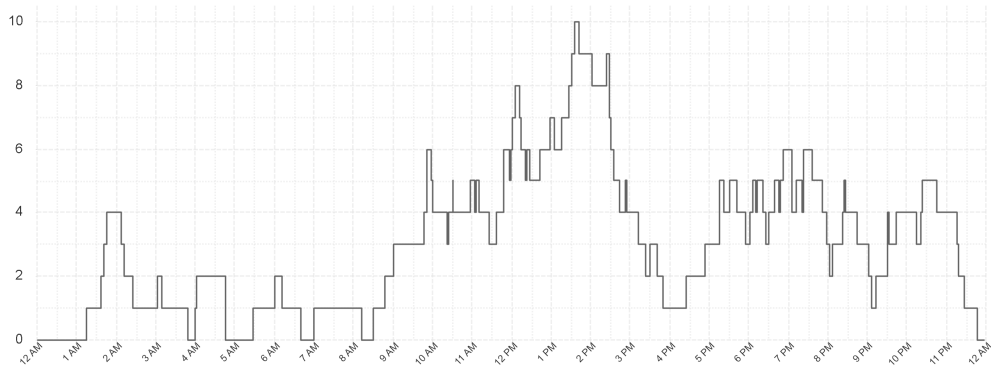
Median Travel Time



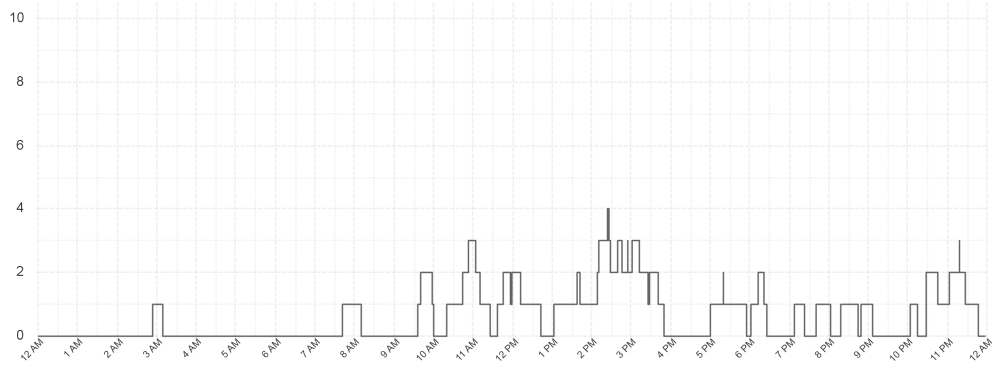
Median Response Time



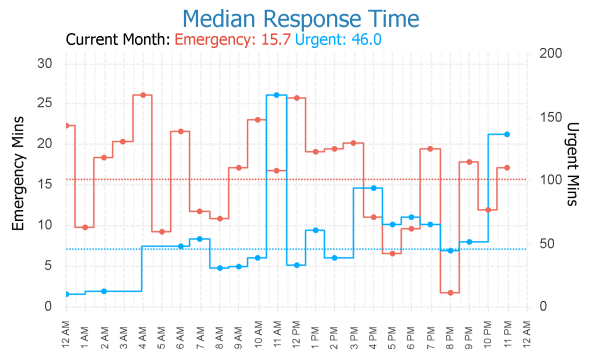
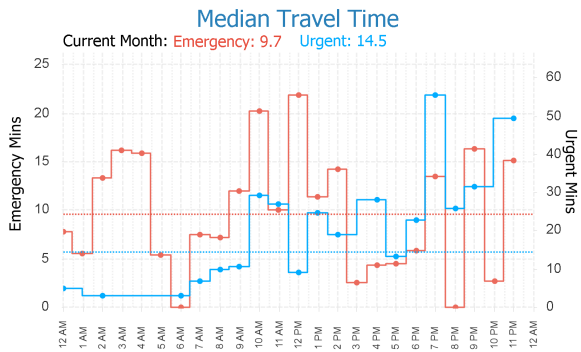
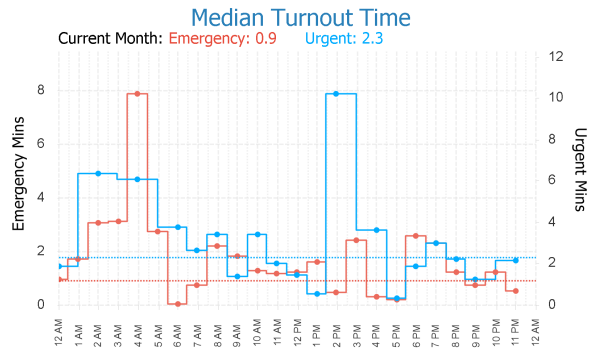
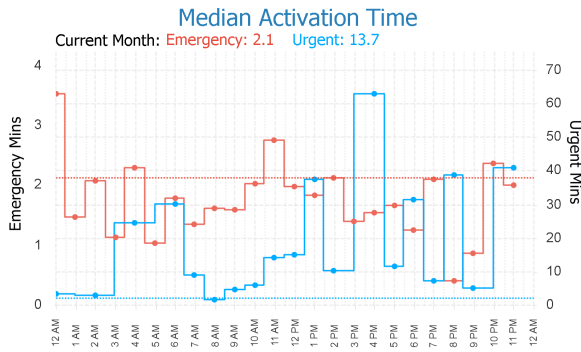
EMS Utilisation By Hour



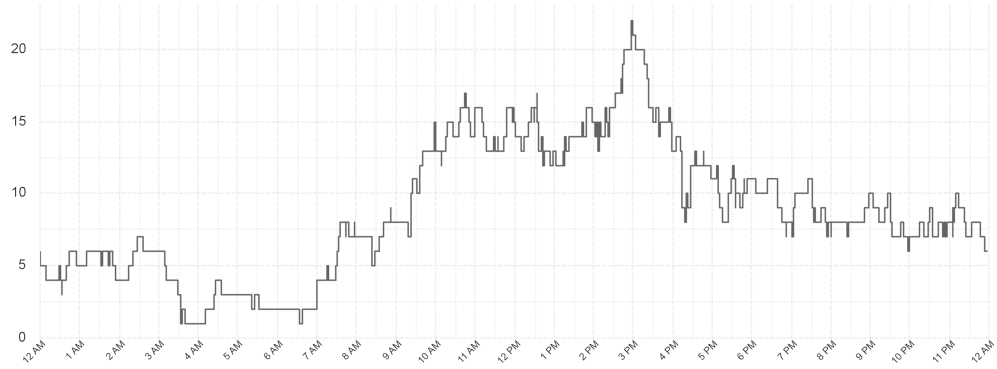
Ambulances at Hospital By Hour



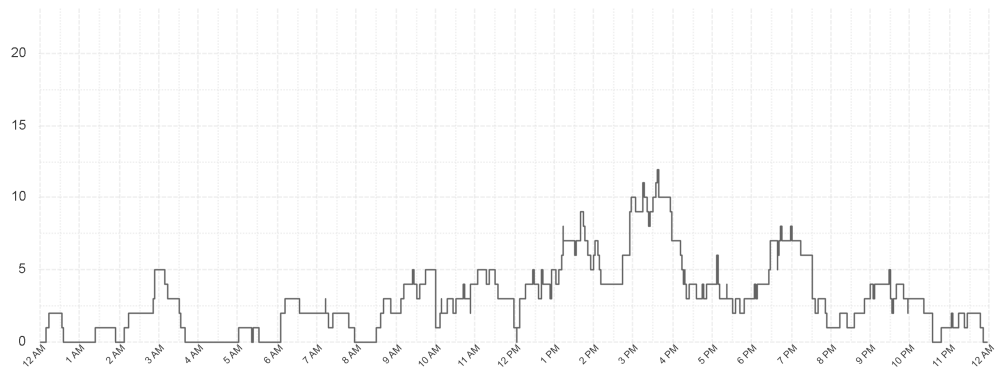
Southern Region



EMS Utilisation By Hour



Ambulances at Hospital By Hour



Outlier Activity

Activation Time Outliers

Incident Number	Call Time	Region	Initial Priority	Activation Time (mins)
000252-04072024	3:44 PM	North	I	11
000273-04072024	4:47 PM	North	I	8
000292-04072024	5:29 PM	North	I	7
000304-04072024	5:59 PM	North	I	11
000323-04072024	6:59 PM	South	I	6
000370-04072024	10:36 PM	South	I	9

Turnout Time Outliers

Incident Number	Call Time	Region	Initial Priority	Fleet Number	Turnout Time (mins)
000023-04072024	04:22 AM	North	I	799	5
000024-04072024	04:23 AM	South	I	895	11
000029-04072024	06:01 AM	N West	I	750	5
000046-04072024	07:29 AM	South	I	724	5
000092-04072024	09:40 AM	South	I	724	7
000264-04072024	04:26 PM	South	I	850	7
000316-04072024	06:40 PM	N West	I	890	5
000320-04072024	06:52 PM	N West	I	732	10

Glossary

EMS Emergency

An immediately life threatening incident. On-road resources must mobilise as soon as possible and respond using emergency warning devices. Includes: EMS Incident Type. Priority 0 & 1.

EMS Urgent

An incident which should have a clinician on scene within 60 minutes. On-road resources must mobilise as soon as possible but respond without using emergency warning devices. Includes: EMS Incident Type. Priority 2,3,4.

Other

Non Urgent EMS incidents. Patient Travel and Interfacility Coordination jobs. Search and Rescue jobs

Outliers

Emergency Incidents with Activation and Turnout times greater than 5 minutes.

From: PerformanceReporting@ambulance.tas.gov.au
 Sent: Tuesday, 16 July 2024 5:59 AM
 Subject: Ambulance Tasmania Daily Activity Report

Ambulance Tasmania Daily Report: Mon 15 Jul



Current July MERT: 15.7

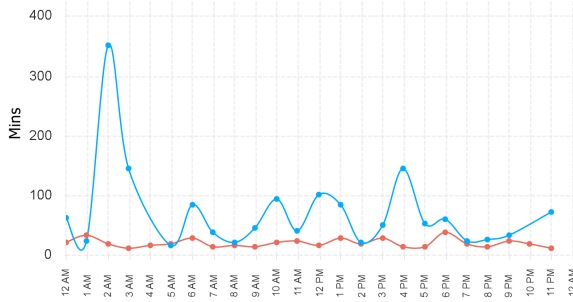
	Incidents			Total
	South	North	North West	
EMS Emergency	84	36	29	149
EMS Urgent	51	36	30	117
Other	19	18	15	52
Total	154	90	74	318

	Median Emergency Performance			Total
	South	North	North West	
Activation	2.7	2.3	2.2	2.5
Turnout	0.6	1.6	1.1	0.9
Travel	14.3	10.9	5.7	11.9
Response	20.6	20.6	12.4	19.2

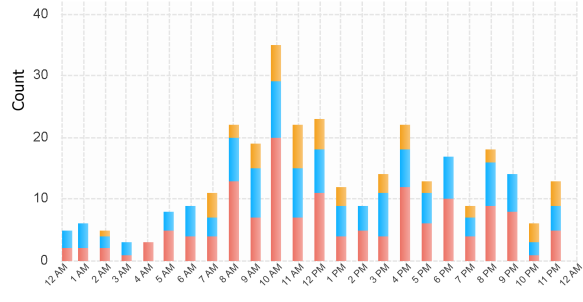
Legend

Emergency Urgent Other

Median Response Time By Hour

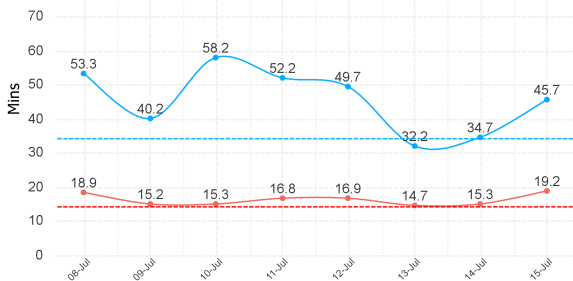


Incident Count by Hour

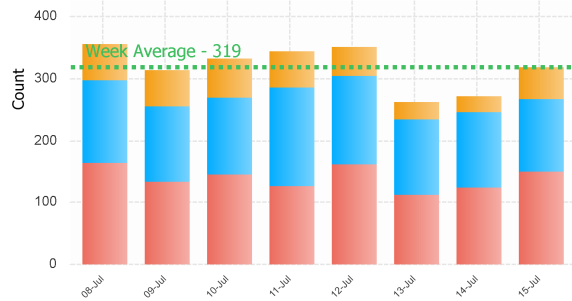


Previous Week Response Time

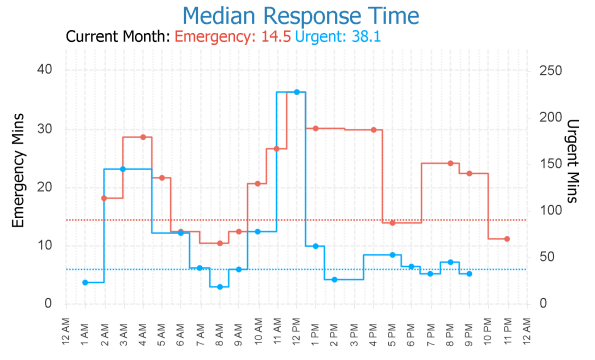
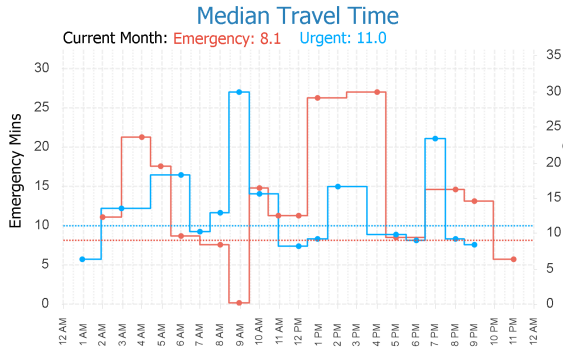
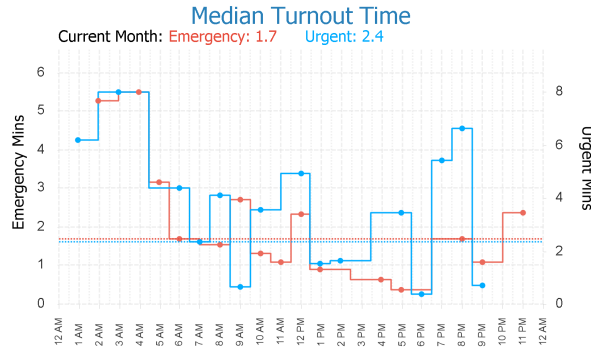
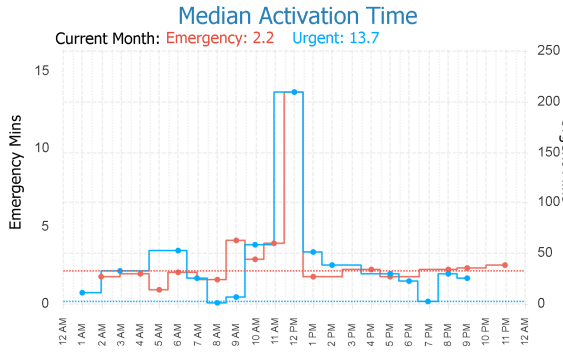
Weekly Median: Emergency: 14.4 Urgent: 34.6



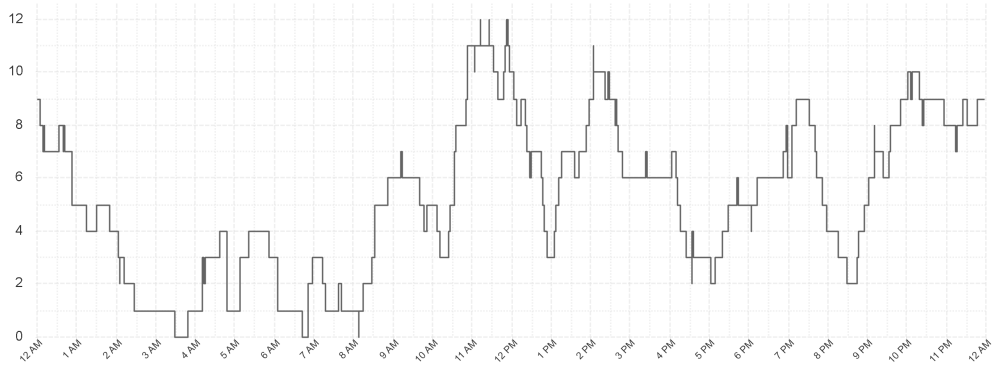
Previous Week Incident Count



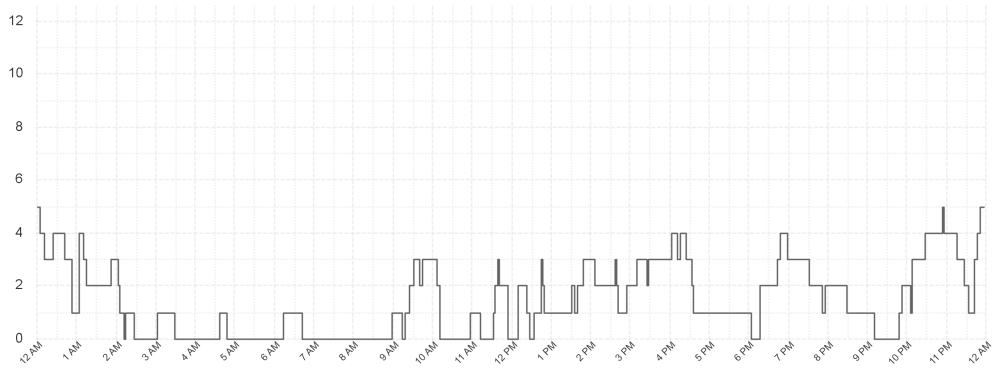
Northern Region



EMS Utilisation By Hour

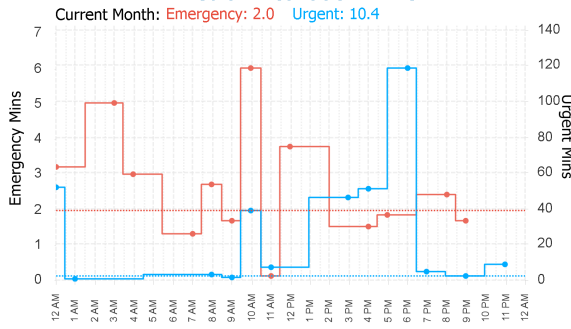


Ambulances at Hospital By Hour

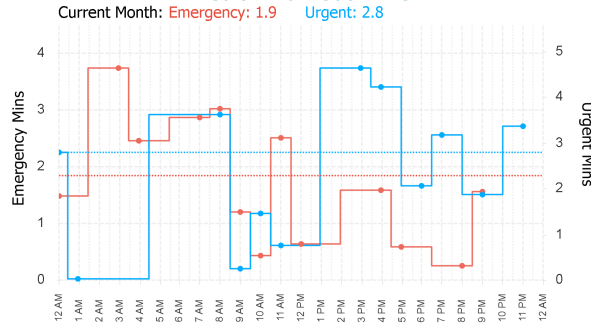


North Western Region

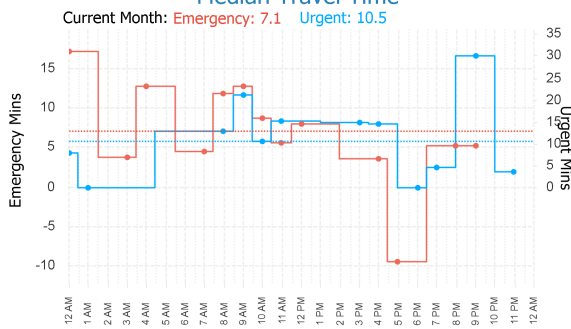
Median Activation Time



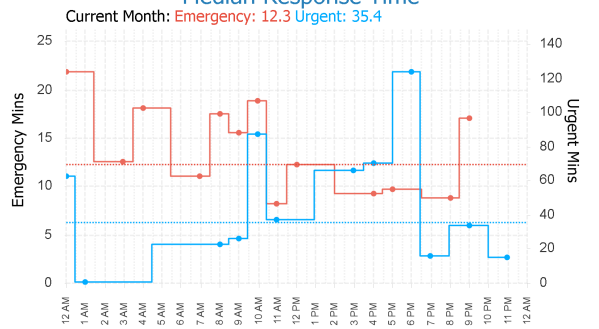
Median Turnout Time



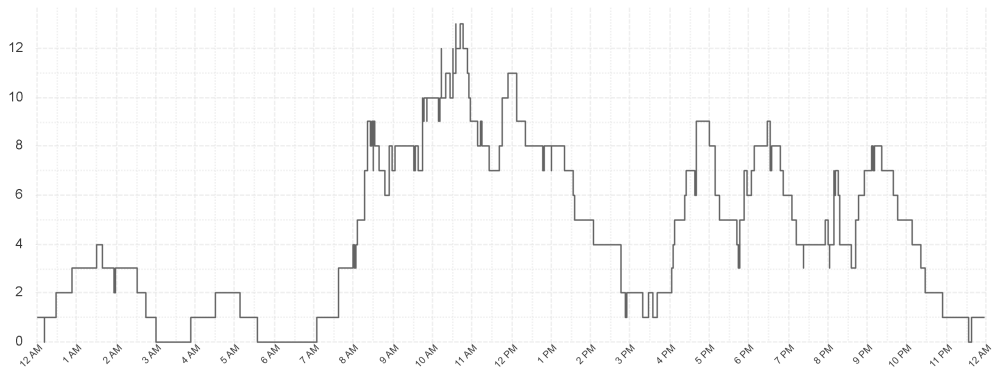
Median Travel Time



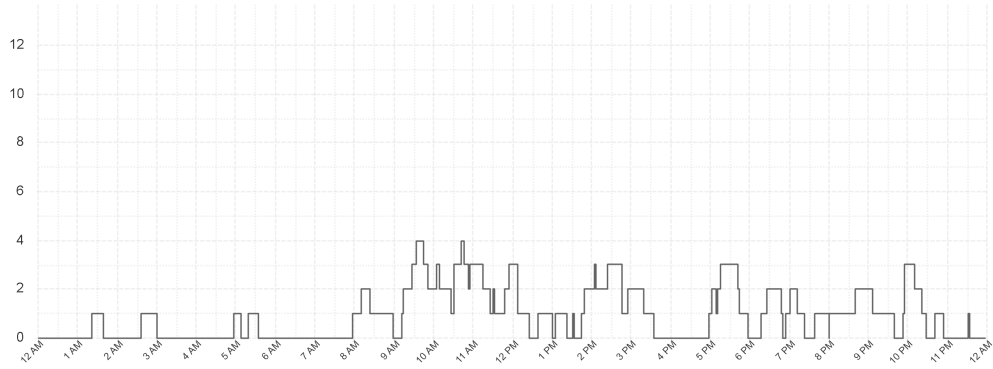
Median Response Time



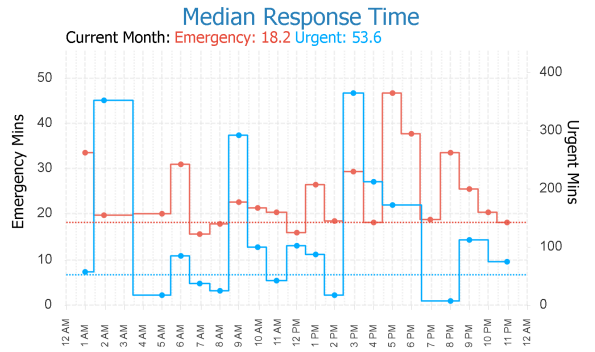
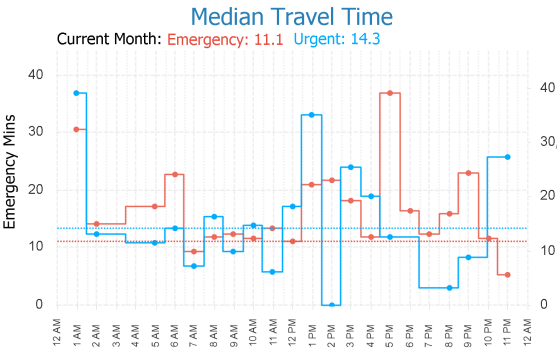
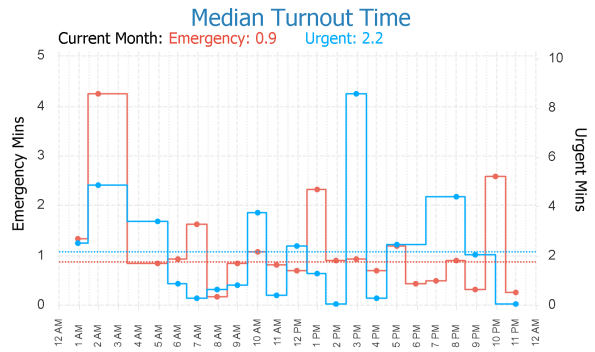
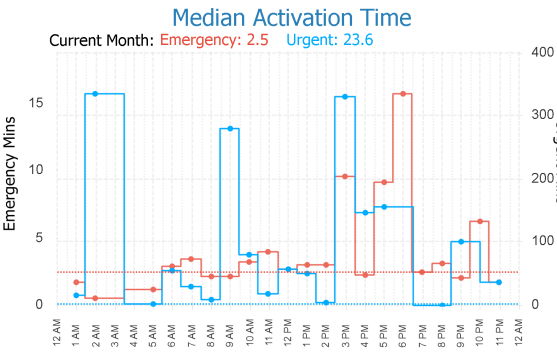
EMS Utilisation By Hour



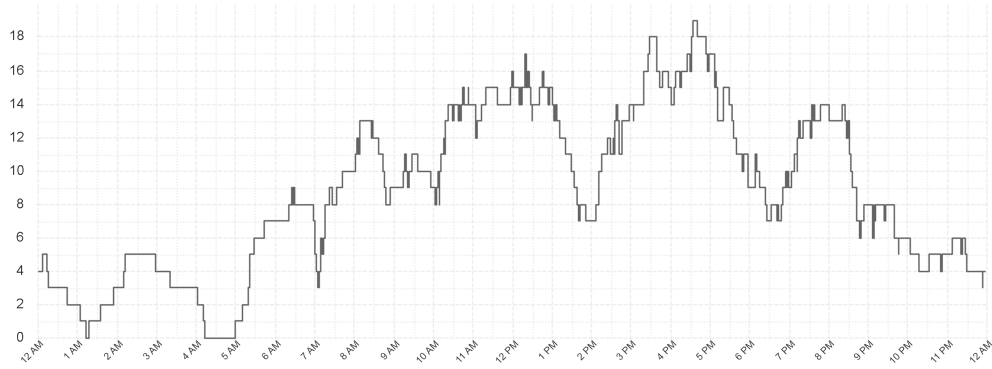
Ambulances at Hospital By Hour



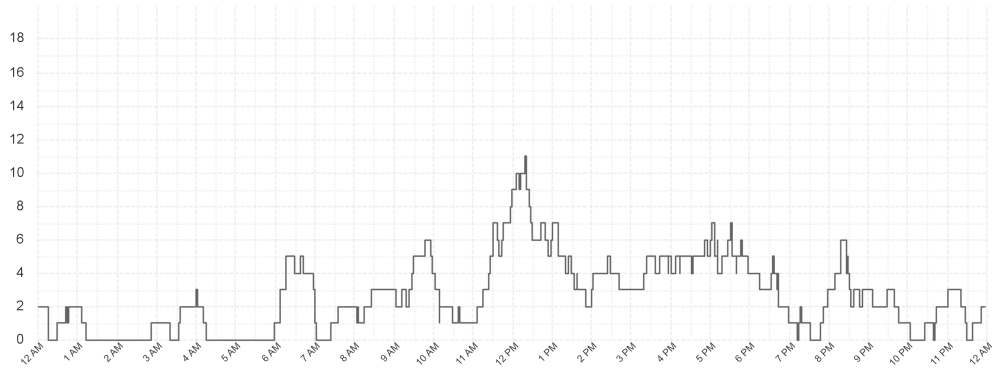
Southern Region



EMS Utilisation By Hour



Ambulances at Hospital By Hour



Outlier Activity

Activation Time Outliers

Incident Number	Call Time	Region	Initial Priority	Activation Time (mins)
000035-15072024	3:50 AM	N West	I	5
000058-15072024	6:40 AM	South	I	5
000139-15072024	10:18 AM	South	I	6
000160-15072024	10:40 AM	South	I	22
000174-15072024	11:08 AM	North	I	6
000180-15072024	11:18 AM	North	I	8
000211-15072024	12:26 PM	North	I	5
000222-15072024	12:47 PM	North	I	22
000230-15072024	12:55 PM	North	I	23
000264-15072024	3:08 PM	South	I	13
000273-15072024	3:29 PM	South	I	17
000282-15072024	4:01 PM	South	I	7
000318-15072024	5:38 PM	South	I	14
000334-15072024	6:28 PM	South	I	6
000339-15072024	6:36 PM	South	I	29
000345-15072024	6:47 PM	South	I	23
000349-15072024	6:51 PM	South	I	22
000353-15072024	6:58 PM	South	I	14
000355-15072024	7:09 PM	South	I	6
000445-15072024	11:55 PM	South	I	8

Turnout Time Outliers

Incident Number	Call Time	Region	Initial Priority	Fleet Number	Turnout Time (mins)
000024-15072024	02:06 AM	North	I	877	5
000038-15072024	04:32 AM	North	I	802	11
000160-15072024	10:40 AM	South	I	861	8
000204-15072024	12:13 PM	North	I	743	10
000371-15072024	08:12 PM	South	I	734	11

Glossary

EMS Emergency

An immediately life threatening incident. On-road resources must mobilise as soon as possible and respond using emergency warning devices.
Includes: EMS Incident Type. Priority 0 & 1.

EMS Urgent

An incident which should have a clinician on scene within 60 minutes. On-road resources must mobilise as soon as possible but respond without using emergency warning devices.
Includes: EMS Incident Type. Priority 2,3,4.

Other

Non Urgent EMS incidents. Patient Travel and Interfacility Coordination jobs. Search and Rescue jobs

Outliers

Emergency Incidents with Activation and Turnout times greater than 5 minutes.

From: PerformanceReporting@ambulance.tas.gov.au
 Sent: Wednesday, 17 July 2024 6:01 AM
 Subject: Ambulance Tasmania Daily Activity Report

Ambulance Tasmania Daily Report: Tue 16 Jul



Current July MERT: 15.7

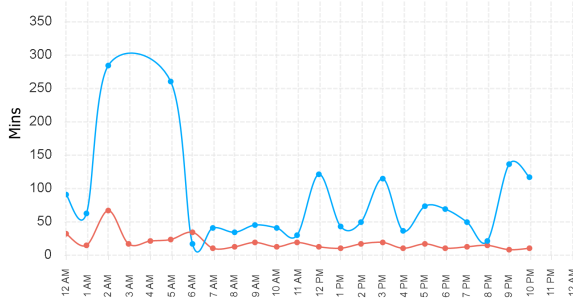
	Incidents			Total
	South	North	North West	
EMS Emergency	62	31	31	124
EMS Urgent	63	37	34	134
Other	28	22	23	73
Total	153	90	88	331

	Median Emergency Performance			
	South	North	North West	Total
Activation	2.8	2.4	2.2	2.5
Turnout	0.8	1.5	0.8	0.9
Travel	14.4	6.2	5.0	9.5
Response	19.9	12.7	12.2	15.8

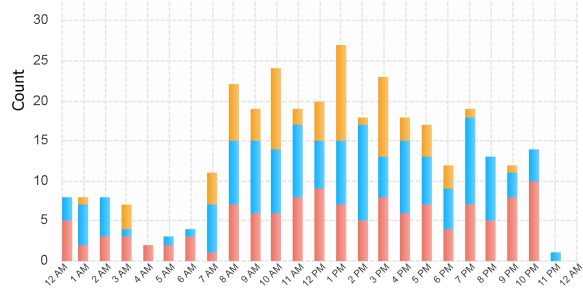
Legend

Emergency Urgent Other

Median Response Time By Hour

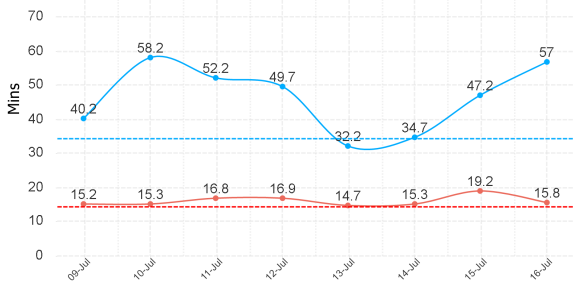


Incident Count by Hour

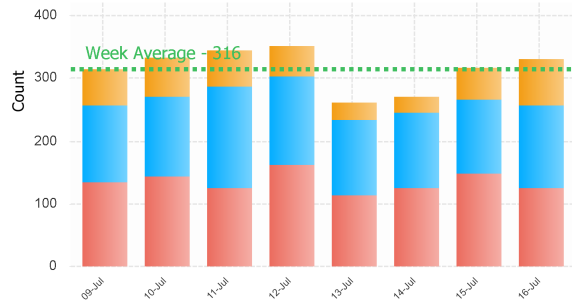


Previous Week Response Time

Weekly Median: Emergency: 14.4 Urgent: 34.6

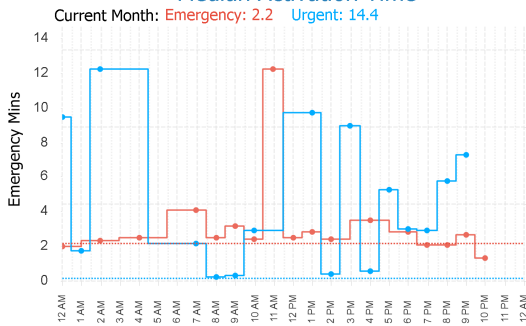


Previous Week Incident Count

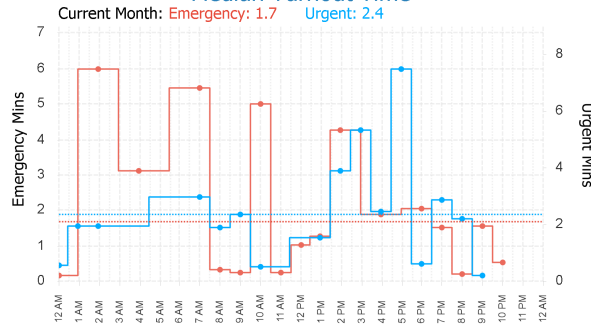


Northern Region

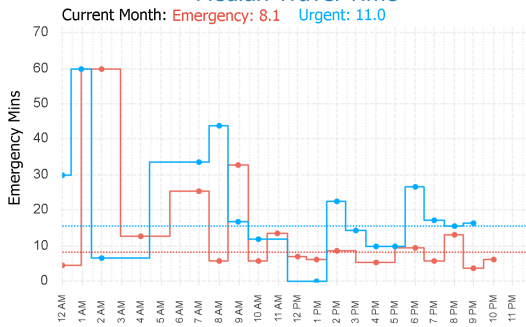
Median Activation Time



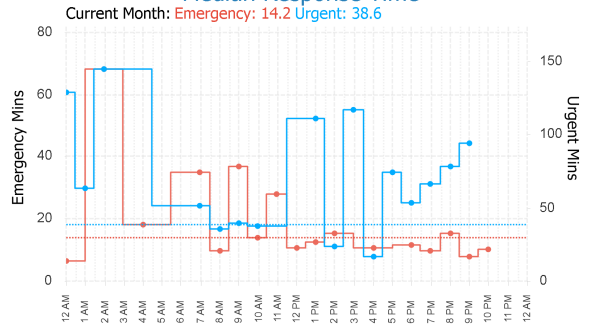
Median Turnout Time



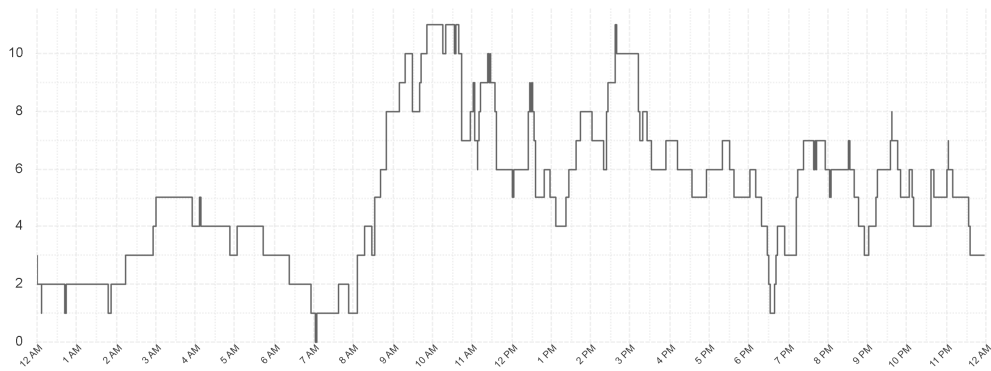
Median Travel Time



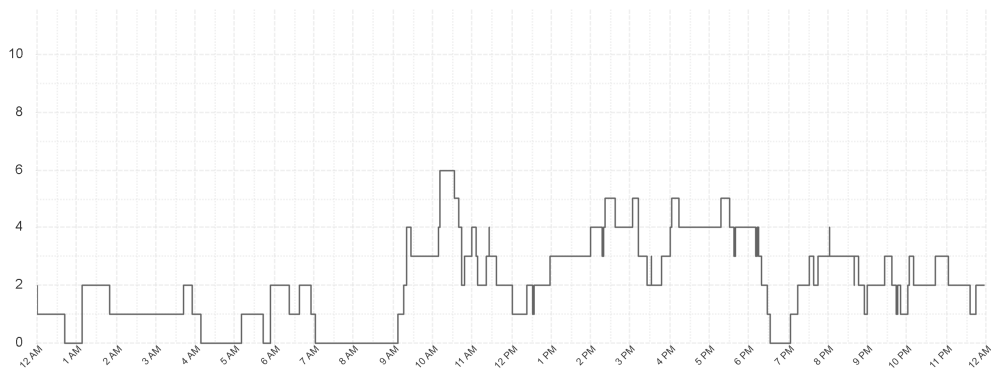
Median Response Time



EMS Utilisation By Hour

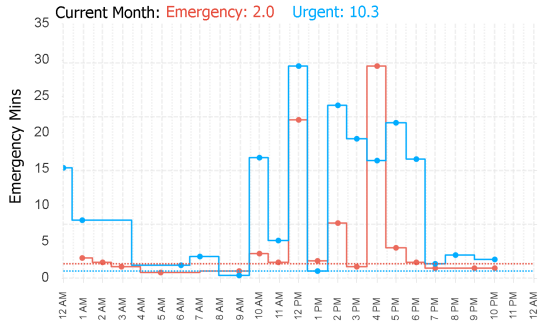


Ambulances at Hospital By Hour

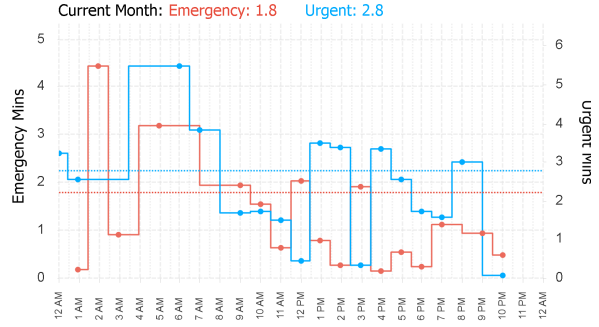


North Western Region

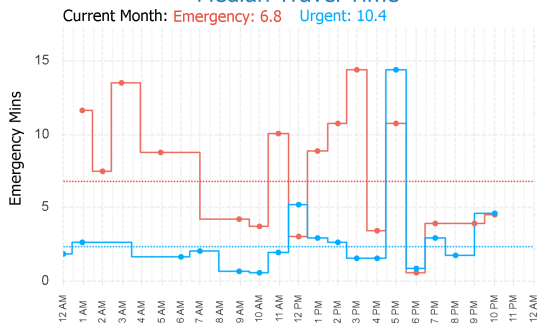
Median Activation Time



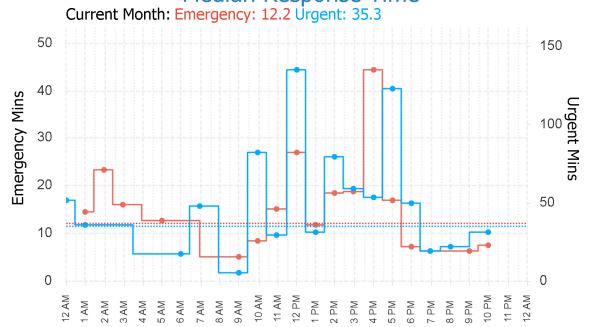
Median Turnout Time



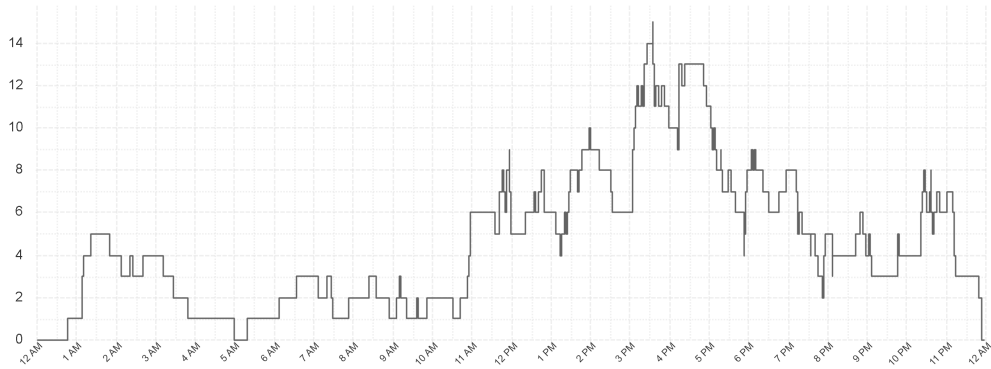
Median Travel Time



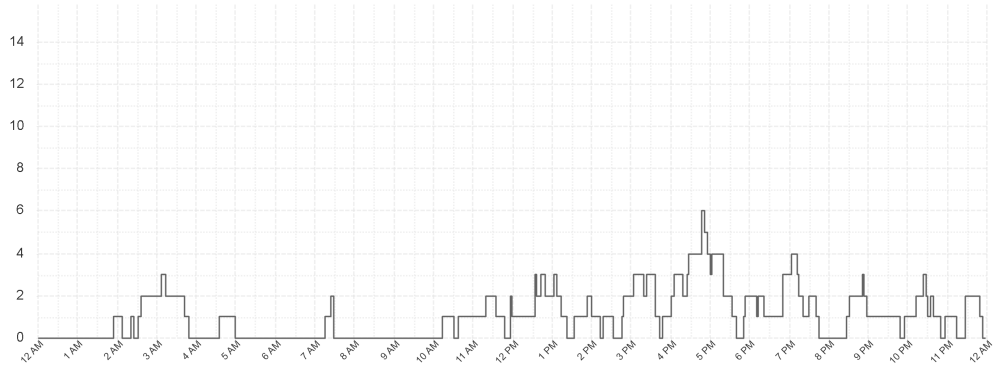
Median Response Time



EMS Utilisation By Hour



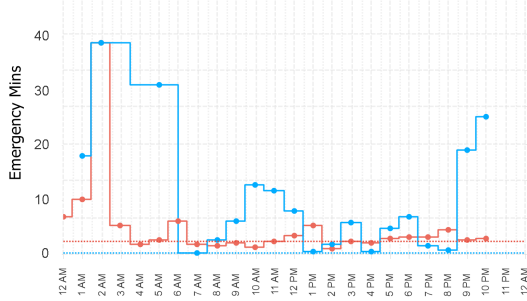
Ambulances at Hospital By Hour



Southern Region

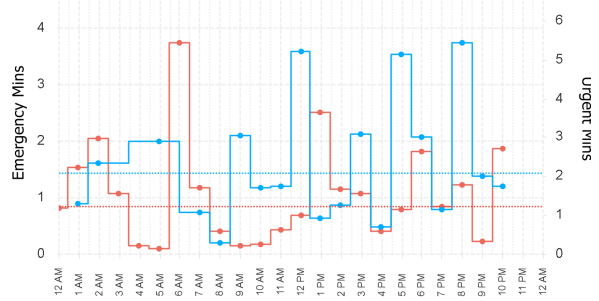
Median Activation Time

Current Month: **Emergency: 2.5** **Urgent: 23.8**



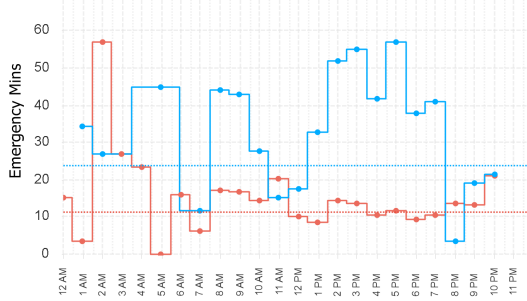
Median Turnout Time

Current Month: **Emergency: 0.9** **Urgent: 2.1**



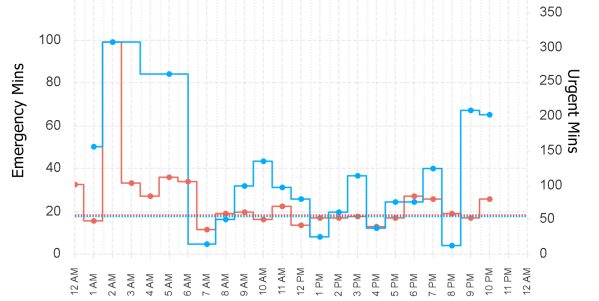
Median Travel Time

Current Month: **Emergency: 11.1** **Urgent: 14.5**

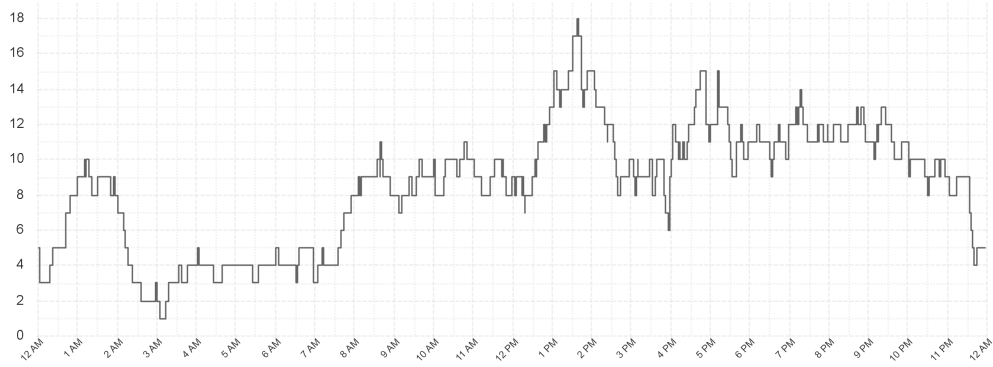


Median Response Time

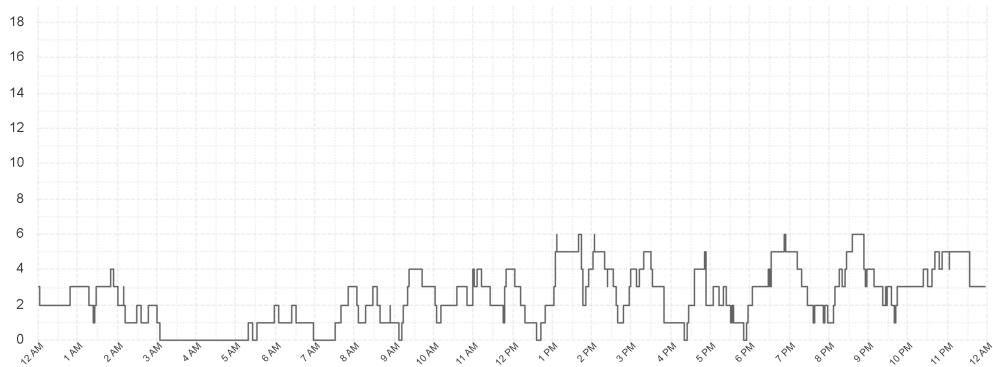
Current Month: **Emergency: 18.2** **Urgent: 54.9**



EMS Utilisation By Hour



Ambulances at Hospital By Hour



Outlier Activity

Activation Time Outliers

Incident Number	Call Time	Region	Initial Priority	Activation Time (mins)
000016-16072024	12:50 AM	South	I	9
000017-16072024	12:51 AM	South	I	20
000025-16072024	1:45 AM	South	I	10
000041-16072024	3:26 AM	South	I	9
000181-16072024	12:20 PM	N West	I	22
000210-16072024	1:30 PM	South	I	8
000251-16072024	2:57 PM	N West	I	8
000252-16072024	2:57 PM	N West	I	7
000390-16072024	8:31 PM	South	I	13
000394-16072024	8:44 PM	South	I	6

Turnout Time Outliers

Incident Number	Call Time	Region	Initial Priority	Fleet Number	Turnout Time (mins)
000016-16072024	12:50 AM	South	I	561	5
000035-16072024	02:55 AM	North	I	729	6
000134-16072024	10:35 AM	North	I	748	5
000149-16072024	10:58 AM	North	I	739	7
000149-16072024	10:58 AM	North	I	777	5
000209-16072024	01:26 PM	N West	I	711	6
000238-16072024	02:27 PM	North	I	744	8
000390-16072024	08:31 PM	South	I	861	5
000429-16072024	10:39 PM	South	I	894	7

Glossary

EMS Emergency

An immediately life threatening incident. On-road resources must mobilise as soon as possible and respond using emergency warning devices. Includes: EMS Incident Type. Priority 0 & 1.

EMS Urgent

An incident which should have a clinician on scene within 60 minutes. On-road resources must mobilise as soon as possible but respond without using emergency warning devices. Includes: EMS Incident Type. Priority 2,3,4.

Other

Non Urgent EMS incidents. Patient Travel and Interfacility Coordination jobs. Search and Rescue jobs

Outliers

Emergency Incidents with Activation and Turnout times greater than 5 minutes.

From: PerformanceReporting@ambulance.tas.gov.au
 Sent: Thursday, 18 July 2024 11:00 AM
 Subject: Ambulance Tasmania Daily Activity Report

Ambulance Tasmania Daily Report: Wed 17 Jul



Current July MERT: 15.6

Incidents

	South	North	North West	Total
EMS Emergency	77	39	31	147
EMS Urgent	56	41	33	130
Other	22	24	22	68
Total	155	104	86	345

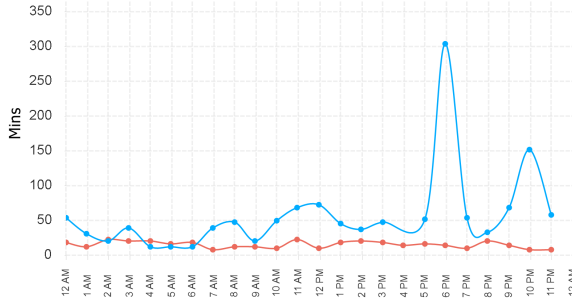
Median Emergency Performance

	South	North	North West	Total
Activation	2.9	2.1	1.8	2.3
Turnout	1.3	1.4	1.6	1.5
Travel	12.7	6.7	5.5	7.6
Response	19.1	13.0	10.3	14.2

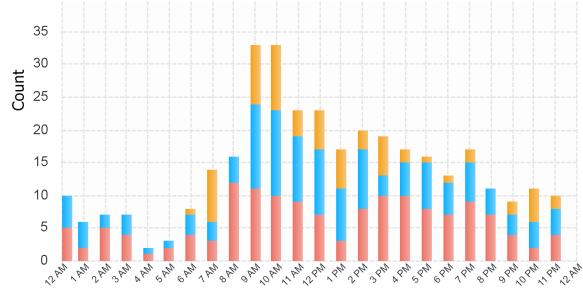
Legend

Emergency Urgent Other

Median Response Time By Hour

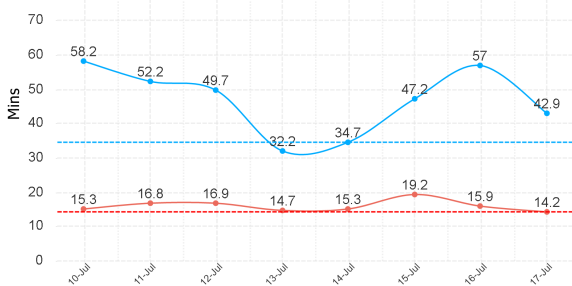


Incident Count by Hour

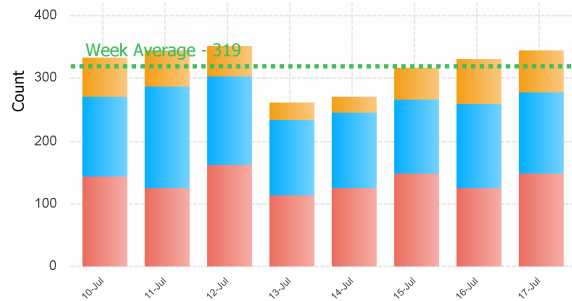


Previous Week Response Time

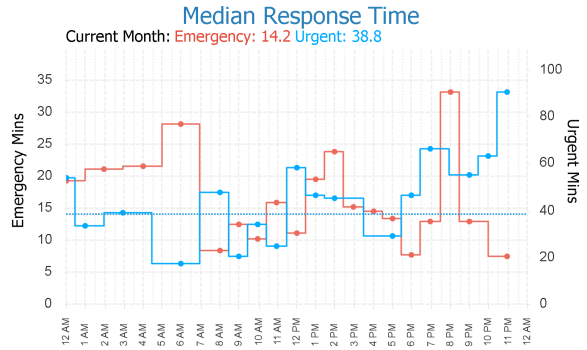
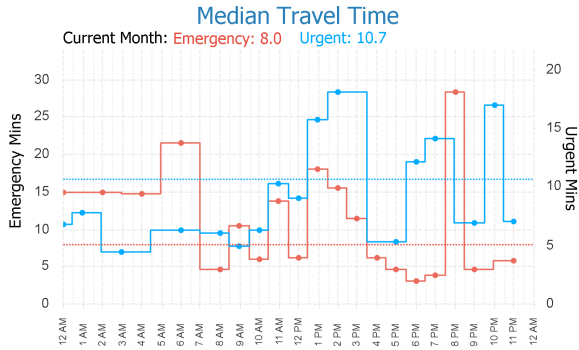
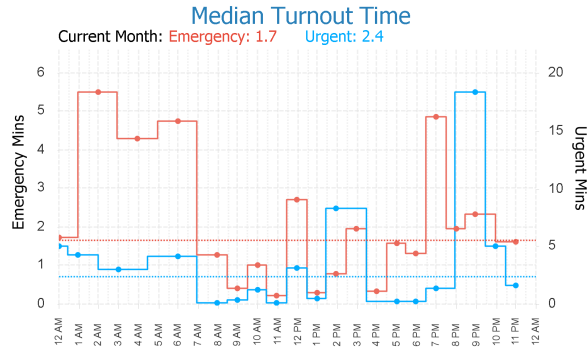
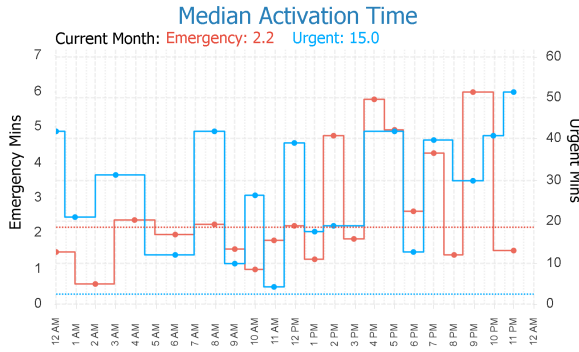
Weekly Median: Emergency: 14.4 Urgent: 34.6



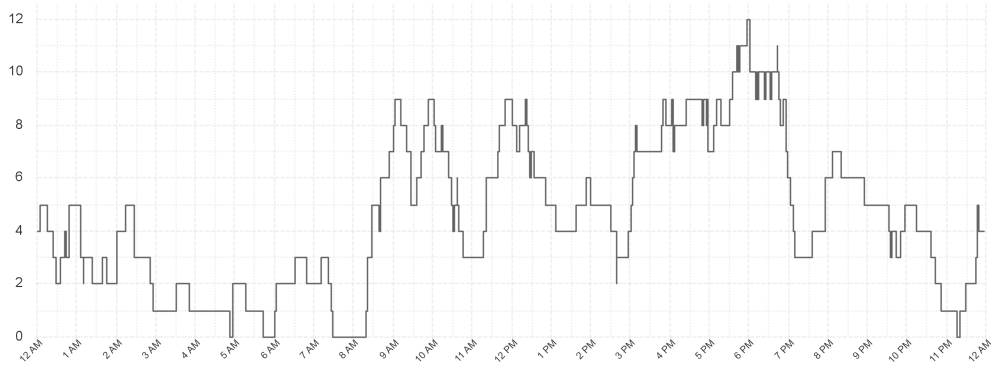
Previous Week Incident Count



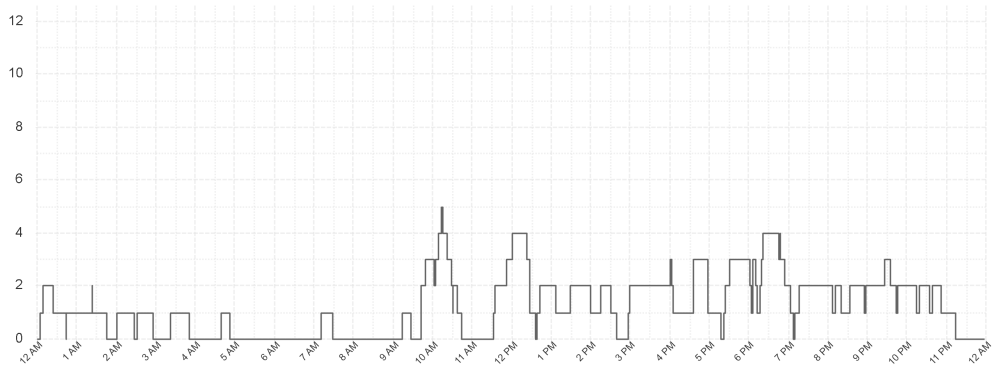
Northern Region



EMS Utilisation By Hour



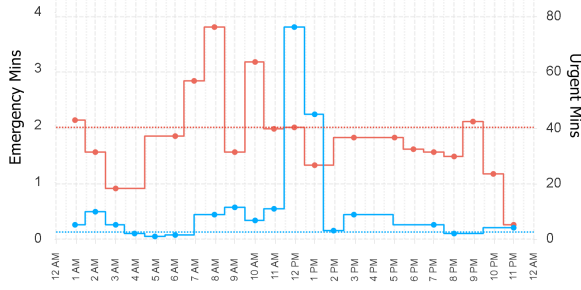
Ambulances at Hospital By Hour



North Western Region

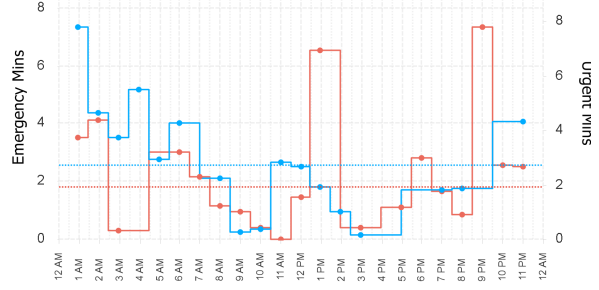
Median Activation Time

Current Month: **Emergency: 2.0** **Urgent: 9.9**



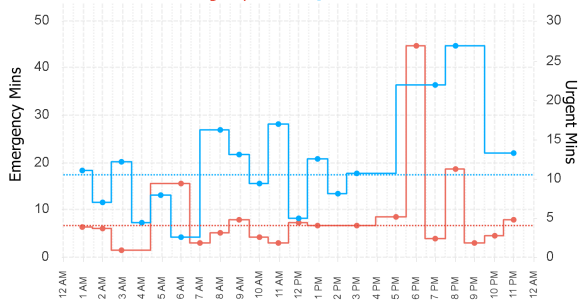
Median Turnout Time

Current Month: **Emergency: 1.8** **Urgent: 2.8**



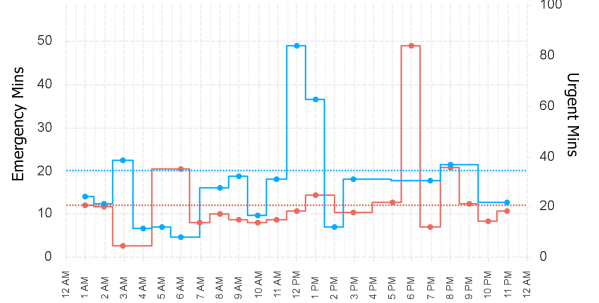
Median Travel Time

Current Month: **Emergency: 6.6** **Urgent: 10.4**

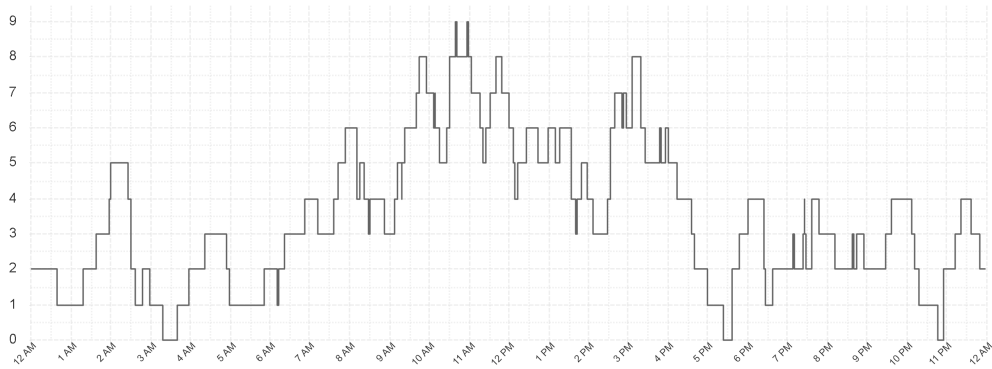


Median Response Time

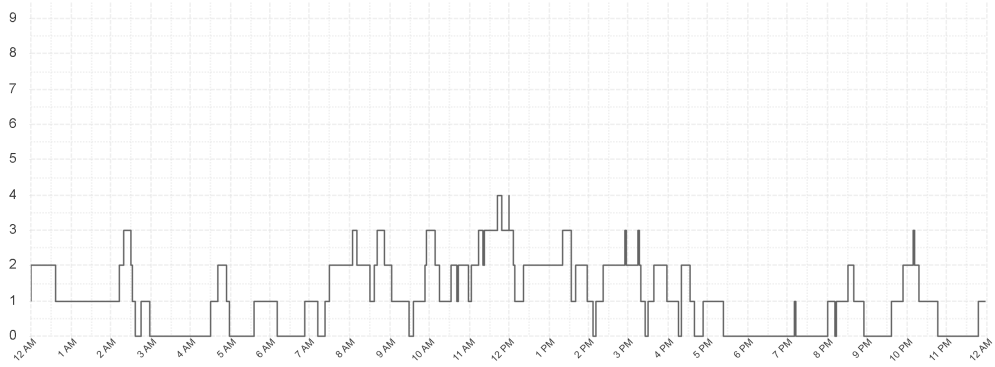
Current Month: **Emergency: 12.0** **Urgent: 34.3**



EMS Utilisation By Hour



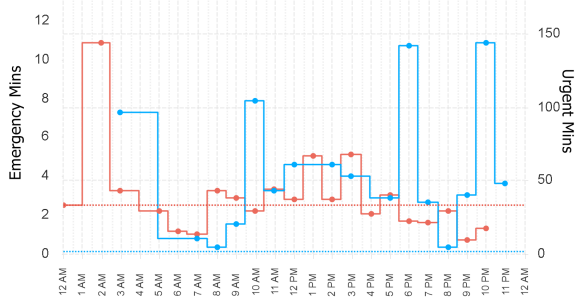
Ambulances at Hospital By Hour



Southern Region

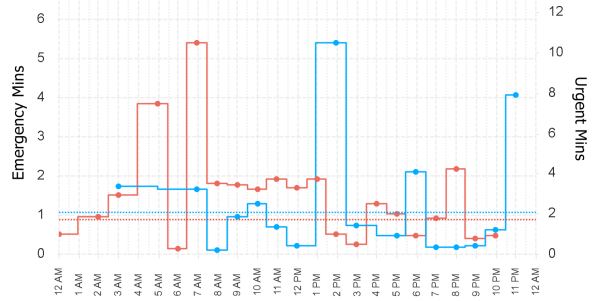
Median Activation Time

Current Month: Emergency: 2.5 Urgent: 24.5



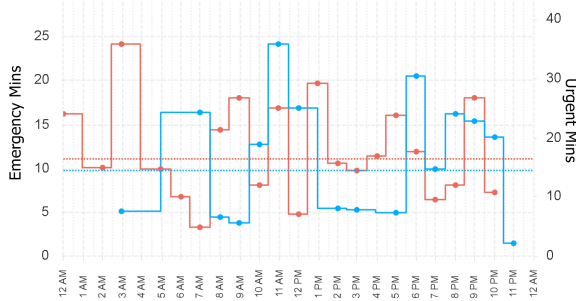
Median Turnout Time

Current Month: Emergency: 0.9 Urgent: 2.1



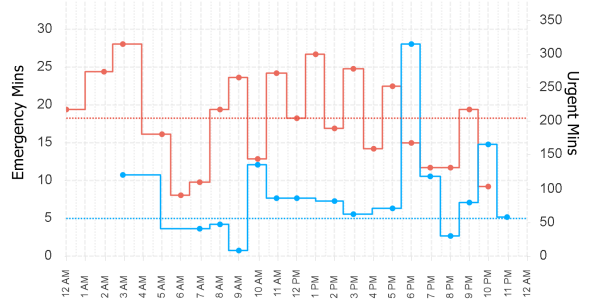
Median Travel Time

Current Month: Emergency: 11.2 Urgent: 14.6

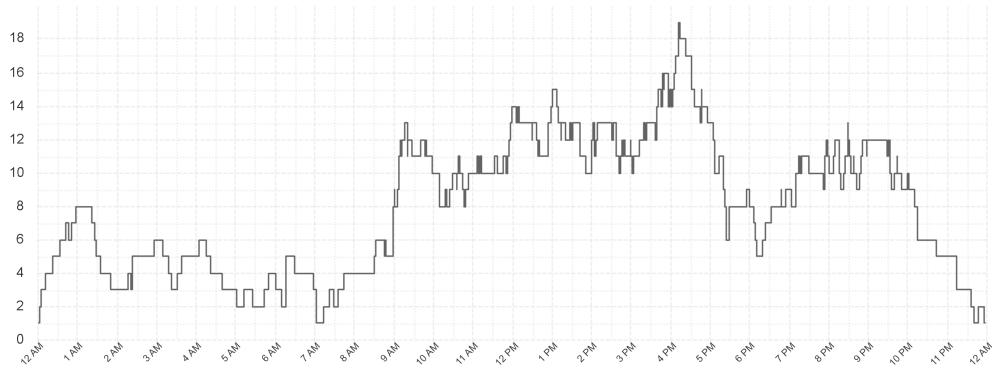


Median Response Time

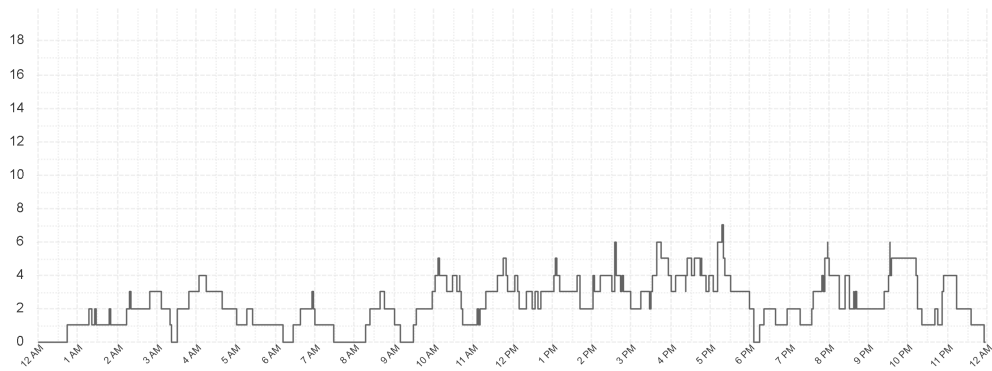
Current Month: Emergency: 18.3 Urgent: 55.7



EMS Utilisation By Hour



Ambulances at Hospital By Hour



Outlier Activity

Activation Time Outliers

Incident Number	Call Time	Region	Initial Priority	Activation Time (mins)
000023-17072024	2:04 AM	South	I	22
000030-17072024	2:42 AM	South	I	17
000038-17072024	3:53 AM	South	I	13
000196-17072024	11:43 AM	South	I	14
000199-17072024	11:48 AM	South	I	5
000251-17072024	1:59 PM	South	I	5
000288-17072024	3:06 PM	South	I	5
000301-17072024	3:34 PM	South	I	26
000304-17072024	3:40 PM	South	I	12
000306-17072024	3:44 PM	South	I	5
000315-17072024	4:02 PM	North	I	6
000327-17072024	4:53 PM	North	I	5
000332-17072024	4:58 PM	North	I	6
000343-17072024	5:27 PM	North	I	5
000392-17072024	7:52 PM	North	I	7
000421-17072024	9:52 PM	North	I	6

Turnout Time Outliers

Incident Number	Call Time	Region	Initial Priority	Fleet Number	Turnout Time (mins)
000025-17072024	02:16 AM	North	I	777	5
000076-17072024	07:43 AM	South	I	861	5
000099-17072024	08:59 AM	South	I	718	5
000233-17072024	01:17 PM	N West	I	896	7
000322-17072024	04:43 PM	North	I	731	6
000392-17072024	07:52 PM	North	I	799	7
000406-17072024	08:43 PM	South	I	850	10
000419-17072024	09:34 PM	N West	I	730	10

Glossary

EMS Emergency

An immediately life threatening incident. On-road resources must mobilise as soon as possible and respond using emergency warning devices. Includes: EMS Incident Type, Priority 0 & 1.

EMS Urgent

An incident which should have a clinician on scene within 60 minutes. On-road resources must mobilise as soon as possible but respond without using emergency warning devices.

Includes: EMS Incident Type. Priority 2,3,4.

Other

Non Urgent EMS incidents. Patient Travel and Interfacility Coordination jobs. Search and Rescue jobs

Outliers

Emergency Incidents with Activation and Turnout times greater than 5 minutes.

From: PerformanceReporting@ambulance.tas.gov.au
 Sent: Friday, 19 July 2024 6:01 AM
 Subject: Ambulance Tasmania Daily Activity Report

Ambulance Tasmania Daily Report: Thur 18 Jul



Current July MERT: 15.6

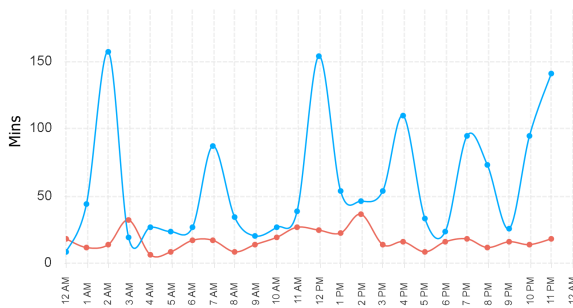
	Incidents			Total
	South	North	North West	
EMS Emergency	78	31	22	131
EMS Urgent	72	43	29	144
Other	27	25	12	64
Total	177	99	63	339

	Median Emergency Performance			
	South	North	North West	Total
Activation	2.6	1.9	1.8	2.3
Turnout	0.7	1.7	1.0	1.0
Travel	11.4	9.9	5.3	9.9
Response	18.5	15.4	10.1	15.9

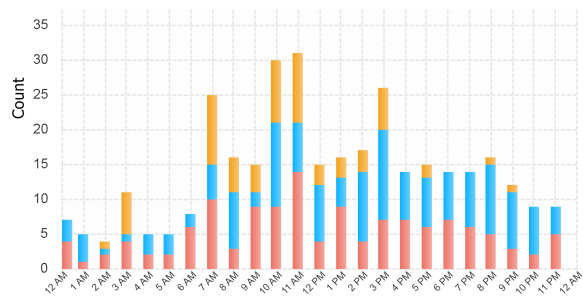
Legend

Emergency Urgent Other

Median Response Time By Hour

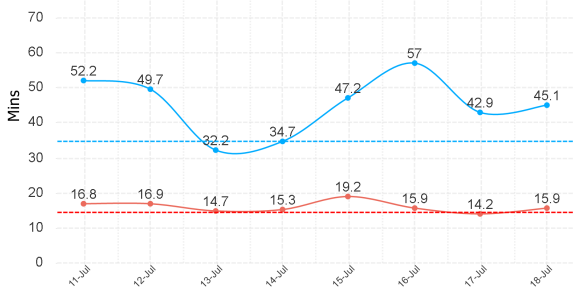


Incident Count by Hour

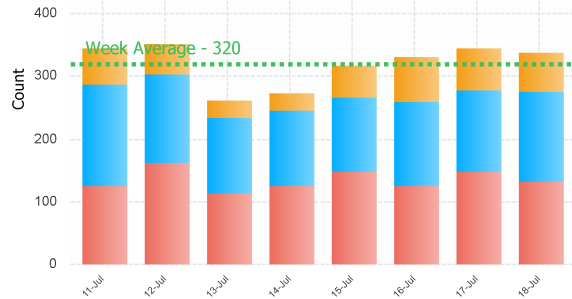


Previous Week Response Time

Weekly Median: Emergency: 14.4 Urgent: 34.6



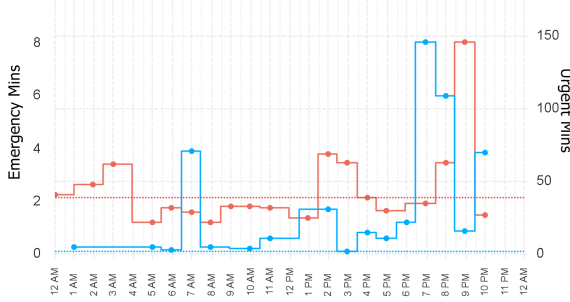
Previous Week Incident Count



Northern Region

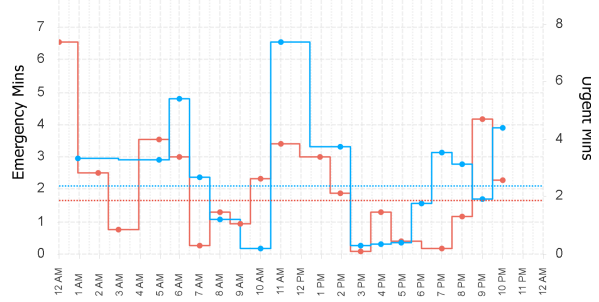
Median Activation Time

Current Month: **Emergency: 2.2** **Urgent: 15.4**



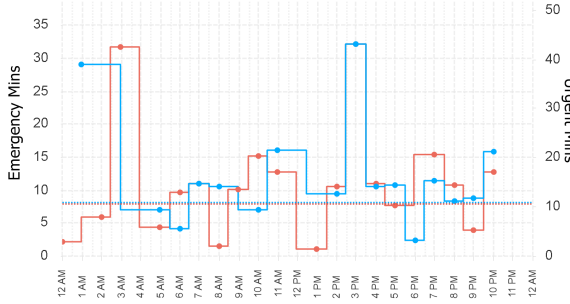
Median Turnout Time

Current Month: **Emergency: 1.7** **Urgent: 2.4**



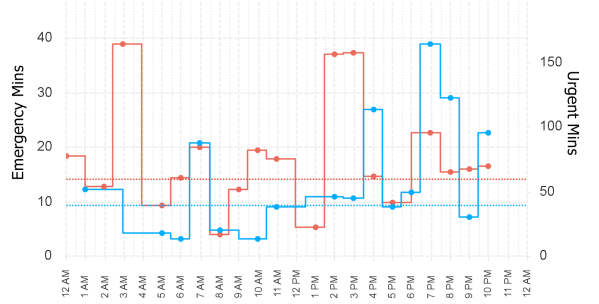
Median Travel Time

Current Month: **Emergency: 8.0** **Urgent: 11.0**

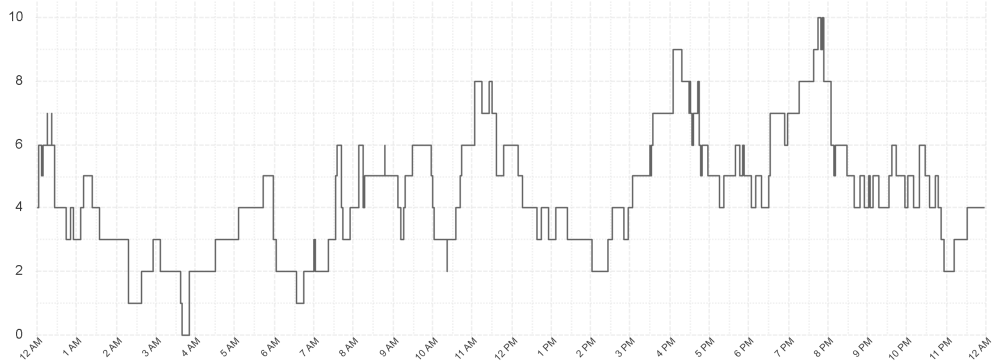


Median Response Time

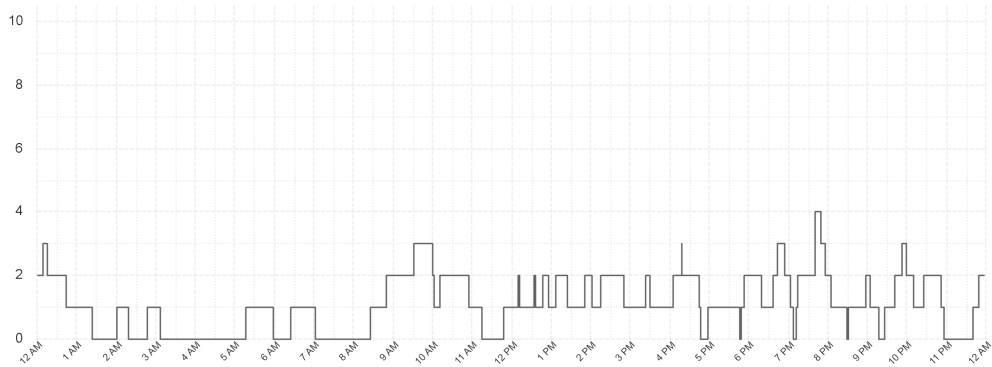
Current Month: **Emergency: 14.2** **Urgent: 39.4**



EMS Utilisation By Hour



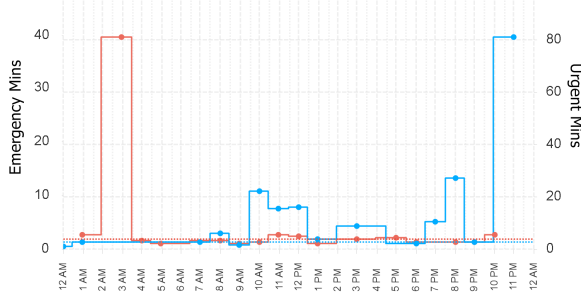
Ambulances at Hospital By Hour



North Western Region

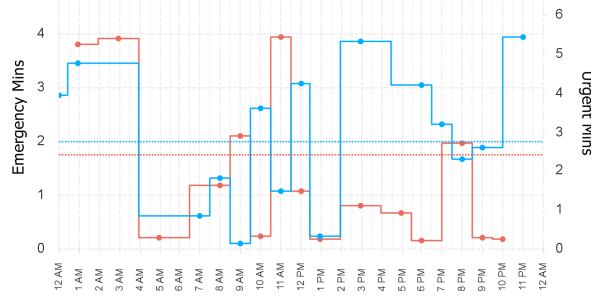
Median Activation Time

Current Month: **Emergency: 2.0** **Urgent: 9.7**



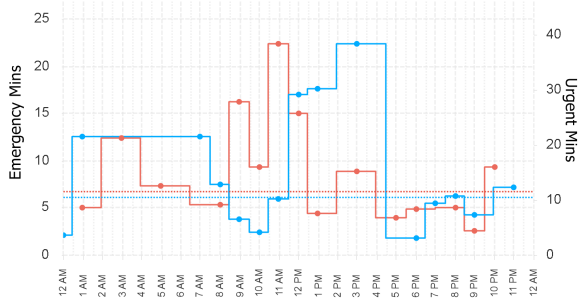
Median Turnout Time

Current Month: **Emergency: 1.8** **Urgent: 2.8**



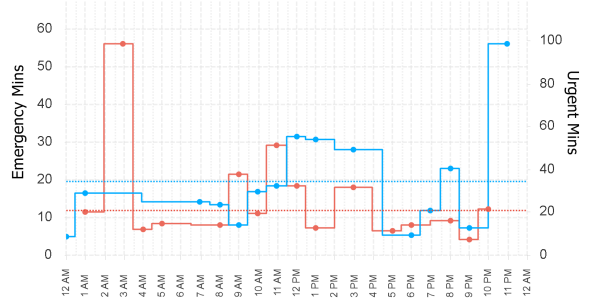
Median Travel Time

Current Month: **Emergency: 6.7** **Urgent: 10.5**

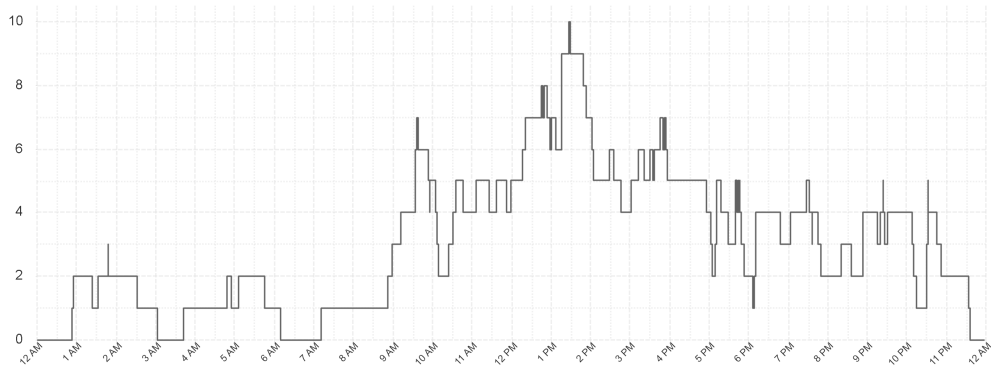


Median Response Time

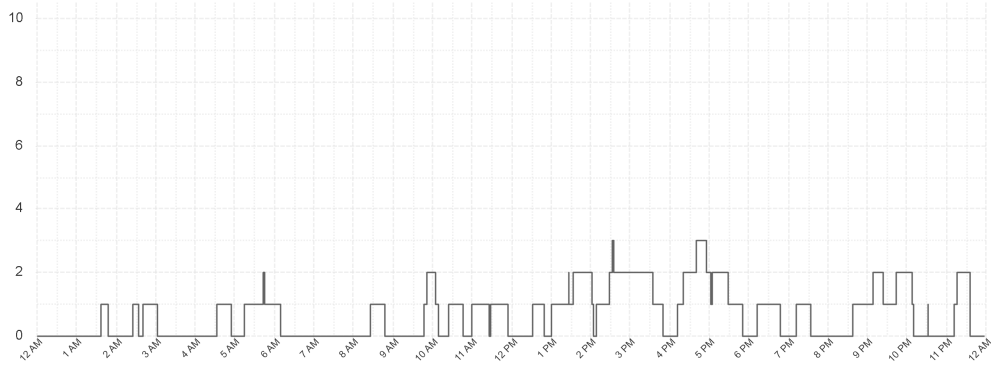
Current Month: **Emergency: 12.0** **Urgent: 34.3**



EMS Utilisation By Hour



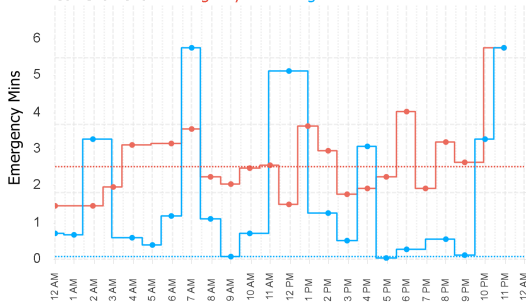
Ambulances at Hospital By Hour



Southern Region

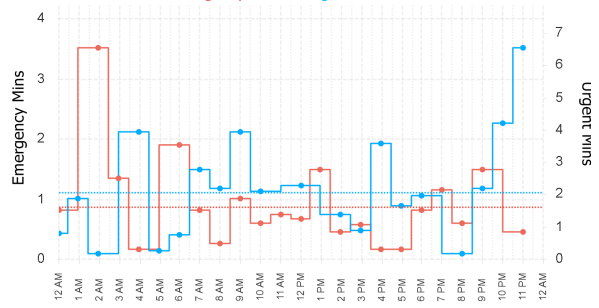
Median Activation Time

Current Month: Emergency: 2.5 Urgent: 24.7



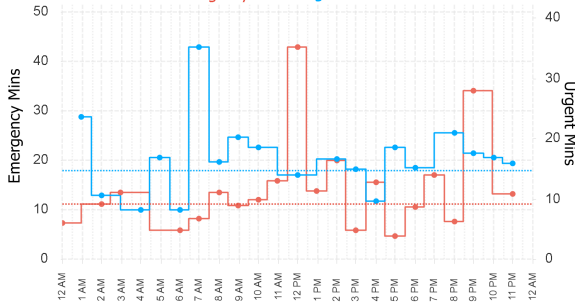
Median Turnout Time

Current Month: Emergency: 0.9 Urgent: 2.1



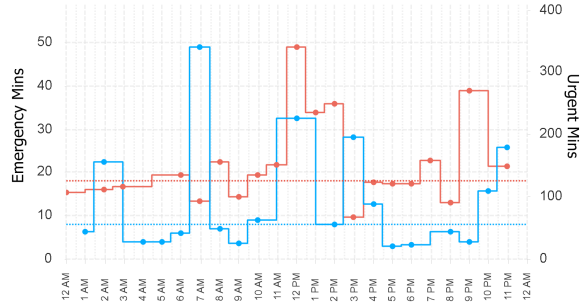
Median Travel Time

Current Month: Emergency: 11.2 Urgent: 14.7

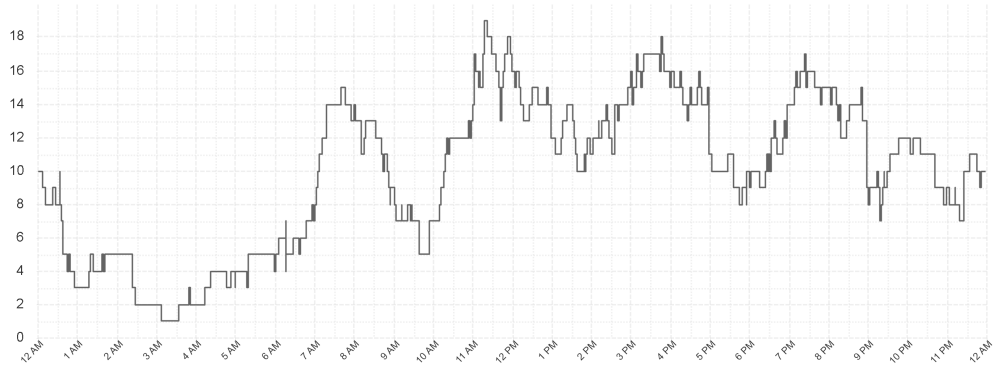


Median Response Time

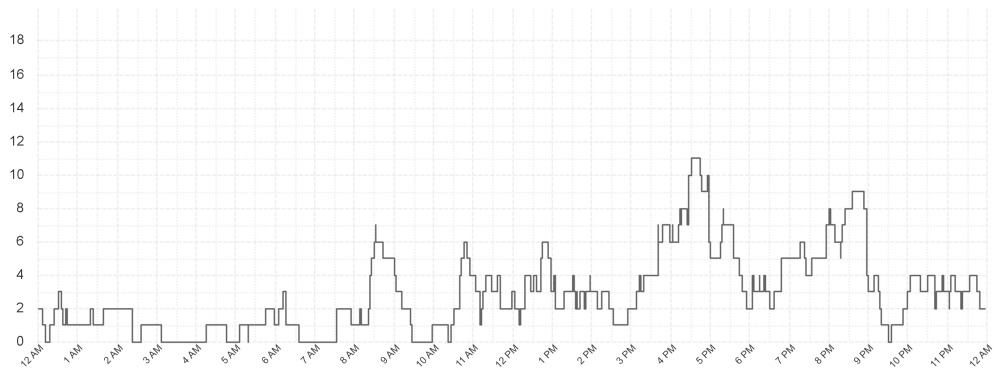
Current Month: Emergency: 18.3 Urgent: 56.2



EMS Utilisation By Hour



Ambulances at Hospital By Hour



Outlier Activity

Activation Time Outliers

Incident Number	Call Time	Region	Initial Priority	Activation Time (mins)
000054-18072024	6:42 AM	South	I	26
000068-18072024	7:13 AM	North	I	8
000186-18072024	11:30 AM	South	I	8
000247-18072024	1:54 PM	South	I	11
000370-18072024	6:18 PM	South	I	16
000373-18072024	6:22 PM	South	I	13
000380-18072024	6:46 PM	South	I	5
000421-18072024	9:03 PM	North	I	8
000453-18072024	11:25 PM	South	I	10
000455-18072024	11:31 PM	South	I	21

Turnout Time Outliers

Incident Number	Call Time	Region	Initial Priority	Fleet Number	Turnout Time (mins)
000002-18072024	12:21 AM	North	I	886	7
000053-18072024	06:36 AM	South	I	875	5
000086-18072024	07:57 AM	North	I	739	6

Glossary

EMS Emergency

An immediately life threatening incident. On-road resources must mobilise as soon as possible and respond using emergency warning devices. Includes: EMS Incident Type. Priority 0 & 1.

EMS Urgent

An incident which should have a clinician on scene within 60 minutes. On-road resources must mobilise as soon as possible but respond without using emergency warning devices. Includes: EMS Incident Type. Priority 2,3,4.

Other

Non Urgent EMS incidents. Patient Travel and Interfacility Coordination jobs. Search and Rescue jobs

Outliers

Emergency Incidents with Activation and Turnout times greater than 5 minutes.

From: PerformanceReporting@ambulance.tas.gov.au
Sent: Saturday, 20 July 2024 5:59 AM
Subject: Ambulance Tasmania Daily Activity Report

Ambulance Tasmania Daily Report: Fri 19 Jul



Current July MERT: 15.7

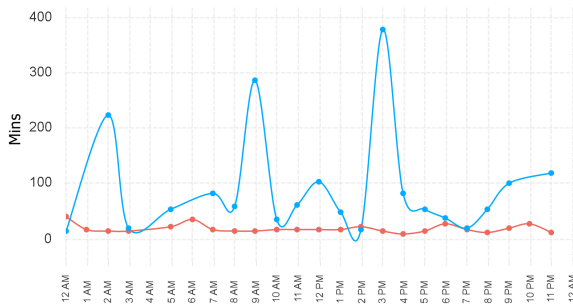
	Incidents			Total
	South	North	North West	
EMS Emergency	74	42	27	143
EMS Urgent	56	32	29	117
Other	25	19	14	58
Total	155	93	70	318

	Median Emergency Performance			
	South	North	North West	Total
Activation	2.4	1.9	2.2	2.1
Turnout	1.4	1.4	1.9	1.5
Travel	12.5	8.9	7.1	10.6
Response	19.1	15.7	13.6	16.9

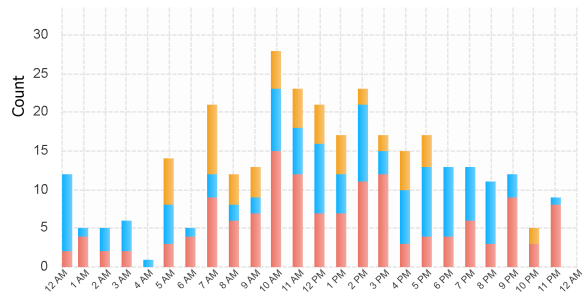
Legend

■ Emergency
 ■ Urgent
 ■ Other

Median Response Time By Hour

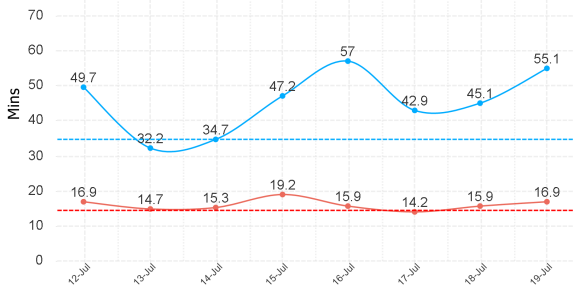


Incident Count by Hour

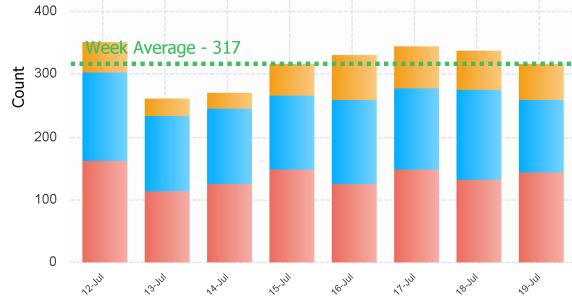


Previous Week Response Time

Weekly Median: Emergency: 14.4 Urgent: 34.6



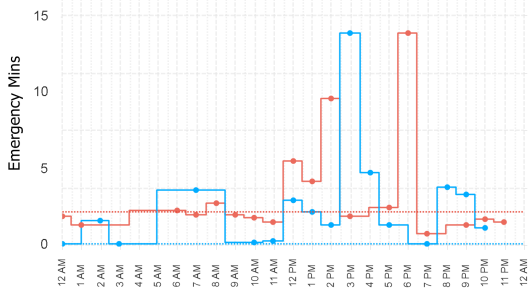
Previous Week Incident Count



Northern Region

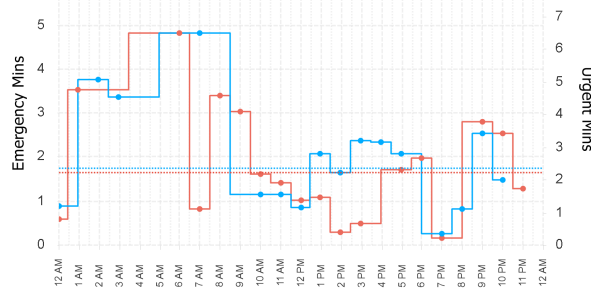
Median Activation Time

Current Month: **Emergency: 2.2** **Urgent: 15.9**



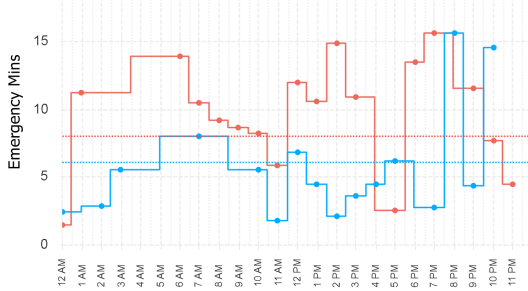
Median Turnout Time

Current Month: **Emergency: 1.7** **Urgent: 2.4**



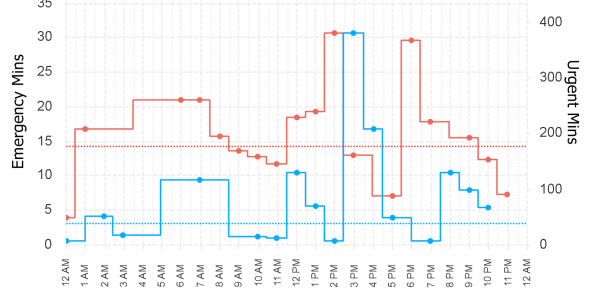
Median Travel Time

Current Month: **Emergency: 8.1** **Urgent: 10.9**

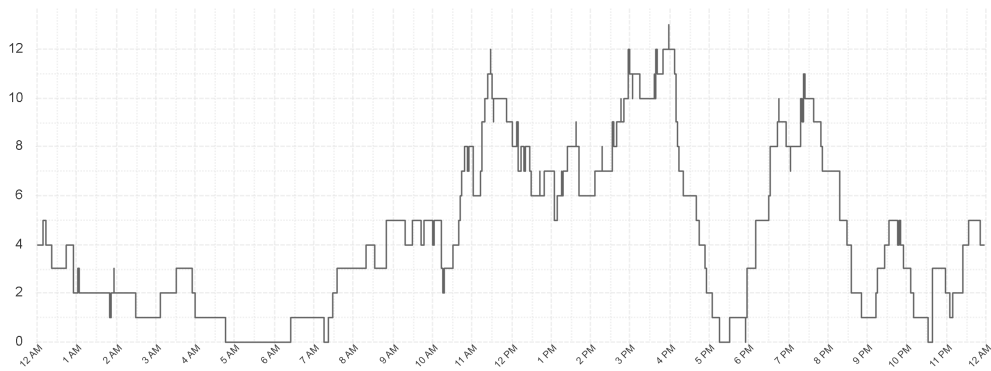


Median Response Time

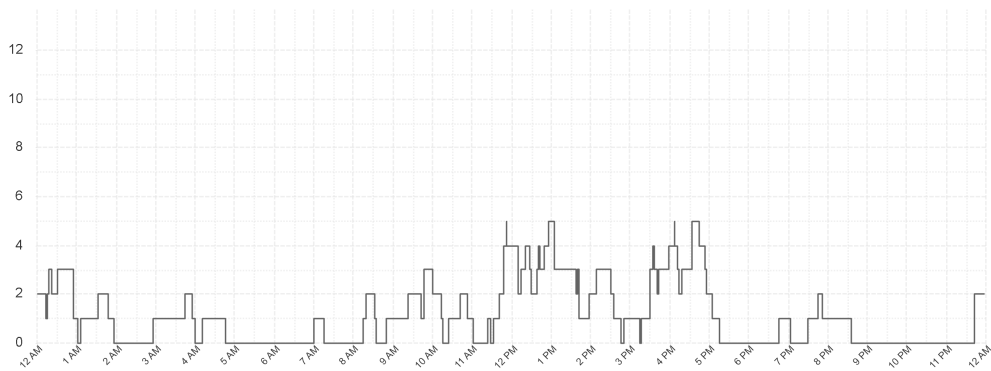
Current Month: **Emergency: 14.4** **Urgent: 39.8**



EMS Utilisation By Hour



Ambulances at Hospital By Hour



North Western Region

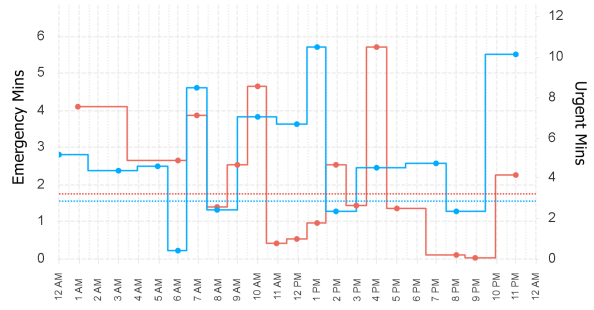
Median Activation Time

Current Month: **Emergency: 2.0** **Urgent: 9.4**



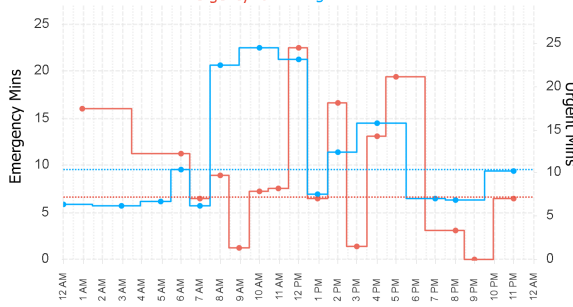
Median Turnout Time

Current Month: **Emergency: 1.8** **Urgent: 2.9**



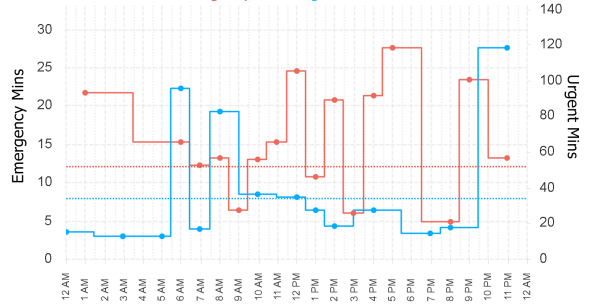
Median Travel Time

Current Month: **Emergency: 6.7** **Urgent: 10.4**

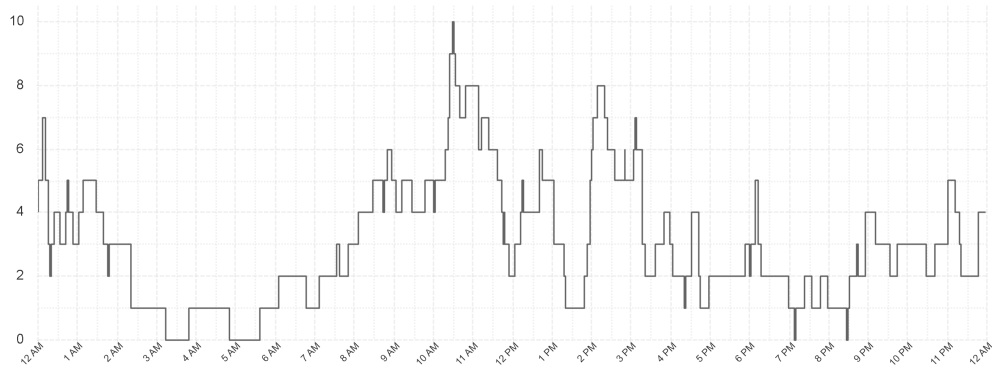


Median Response Time

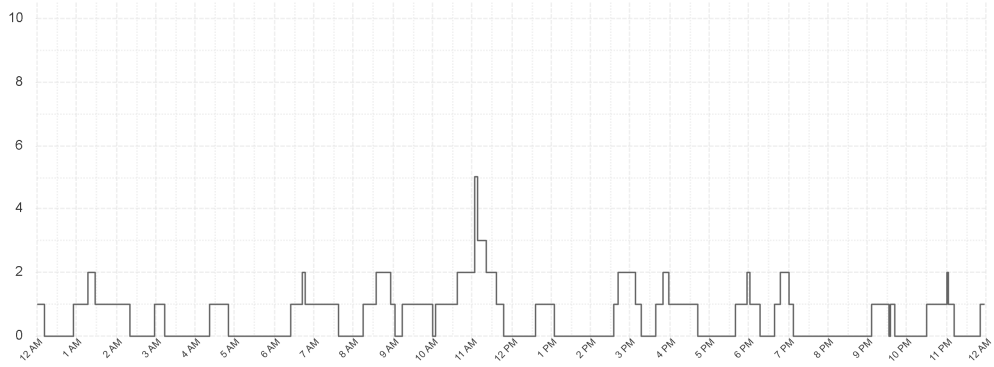
Current Month: **Emergency: 12.2** **Urgent: 33.9**



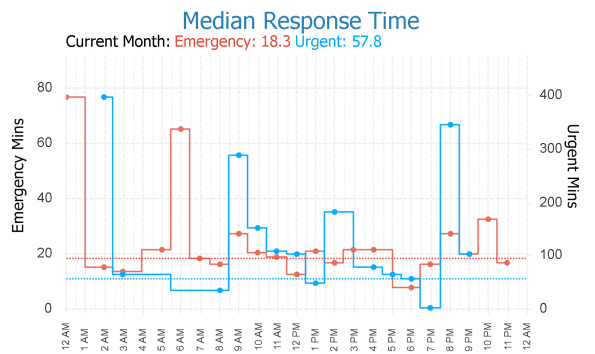
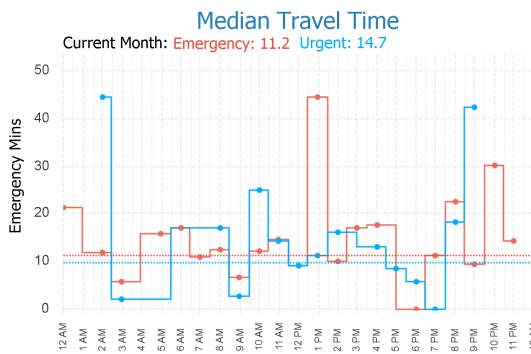
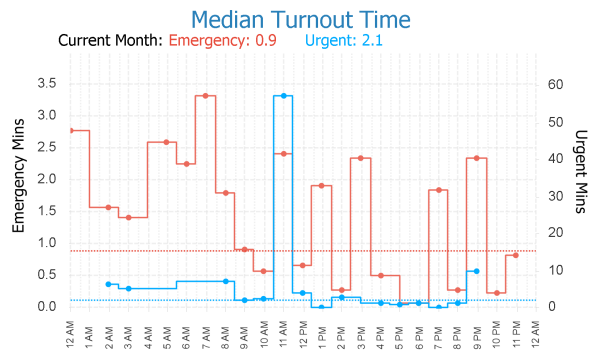
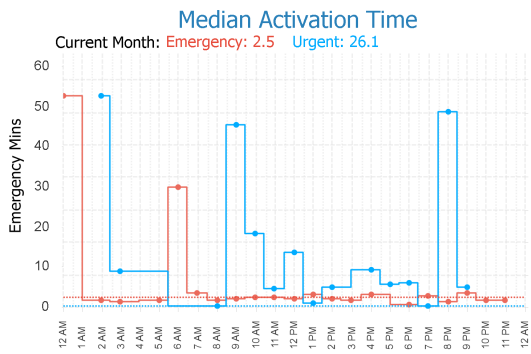
EMS Utilisation By Hour



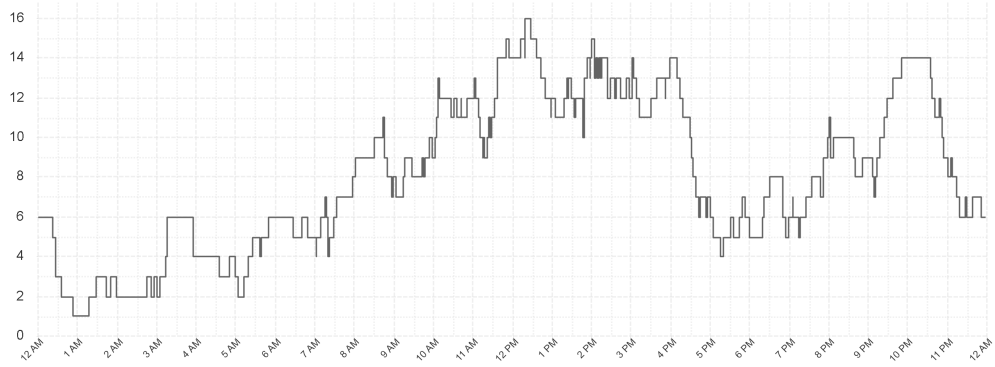
Ambulances at Hospital By Hour



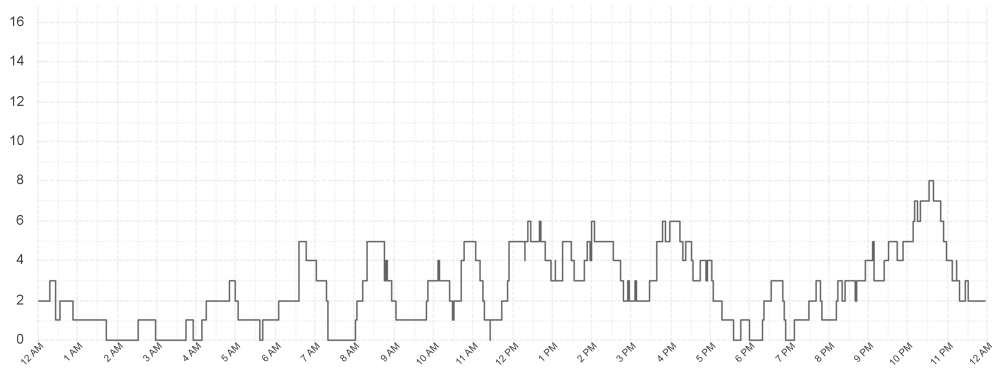
Southern Region



EMS Utilisation By Hour



Ambulances at Hospital By Hour



Outlier Activity

Activation Time Outliers

Incident Number	Call Time	Region	Initial Priority	Activation Time (mins)
000011-19072024	12:25 AM	South	I	53
000060-19072024	6:35 AM	South	I	27
000078-19072024	7:25 AM	North	I	6
000107-19072024	9:12 AM	South	I	6
000122-19072024	10:00 AM	North	I	5
000186-19072024	12:04 PM	North	I	6
000203-19072024	12:30 PM	N West	I	6
000251-19072024	2:20 PM	North	I	13
000252-19072024	2:22 PM	North	I	10
000259-19072024	2:32 PM	North	I	8
000275-19072024	3:10 PM	South	I	5
000357-19072024	6:59 PM	South	I	7
000401-19072024	9:19 PM	South	I	7
000403-19072024	9:20 PM	South	I	10
000423-19072024	11:23 PM	South	I	6
000429-19072024	11:43 PM	N West	I	5

Turnout Time Outliers

Incident Number	Call Time	Region	Initial Priority	Fleet Number	Turnout Time (mins)
000024-19072024	01:49 AM	N West	I	883	6
000101-19072024	08:34 AM	North	I	705	5
000107-19072024	09:12 AM	South	I	850	15
000125-19072024	10:02 AM	South	I	852	6
000171-19072024	11:28 AM	North	I	705	27
000173-19072024	11:33 AM	South	I	872	6
000217-19072024	01:07 PM	North	I	799	6

Glossary

EMS Emergency

An immediately life threatening incident. On-road resources must mobilise as soon as possible and respond using emergency warning devices. Includes: EMS Incident Type, Priority 0 & 1.

EMS Urgent

An incident which should have a clinician on scene within 60 minutes. On-road resources must mobilise as soon as possible but respond without using emergency warning devices.

Includes: EMS Incident Type. Priority 2,3,4.

Other

Non Urgent EMS incidents. Patient Travel and Interfacility Coordination jobs. Search and Rescue jobs

Outliers

Emergency Incidents with Activation and Turnout times greater than 5 minutes.

From: PerformanceReporting@ambulance.tas.gov.au
 Sent: Thursday, 11 July 2024 6:01 AM
 Subject: Ambulance Tasmania Daily Activity Report

Ambulance Tasmania Daily Report: Wed 10 Jul



Current July MERT: 15.3

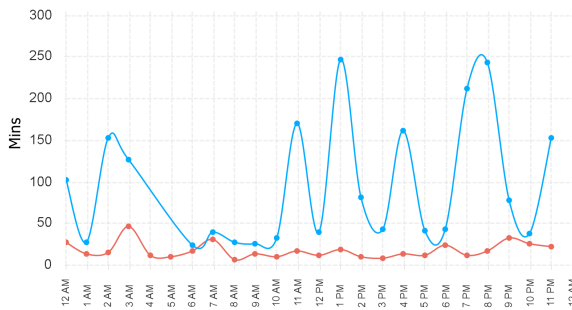
	Incidents			Total
	South	North	North West	
EMS Emergency	81	33	30	144
EMS Urgent	63	33	30	126
Other	21	27	15	63
Total	165	93	75	333

	Median Emergency Performance			
	South	North	North West	Total
Activation	2.7	2.1	1.8	2.2
Turnout	0.8	2.2	1.5	1.3
Travel	11.1	7.4	5.7	8.7
Response	18.3	13.5	10.6	15.3

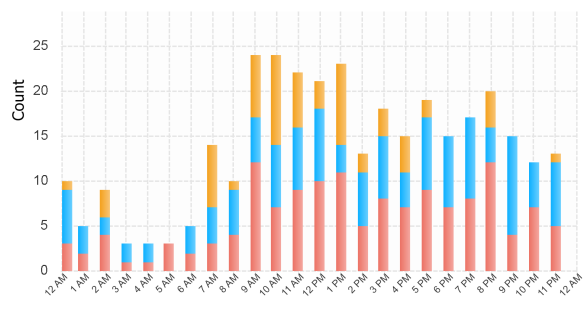
Legend

Emergency Urgent Other

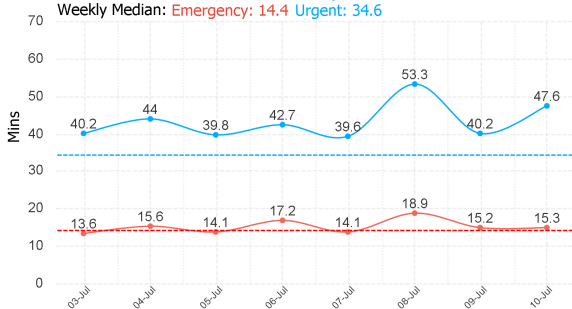
Median Response Time By Hour



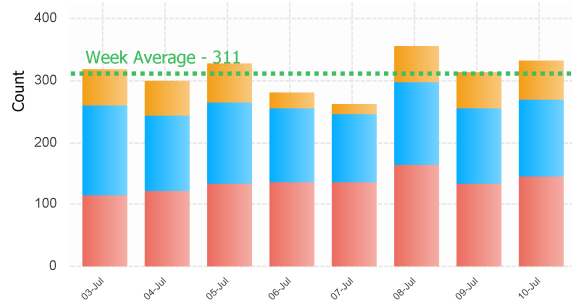
Incident Count by Hour



Previous Week Response Time



Previous Week Incident Count



Northern Region